

## **Highlights of Polio Fax Bulletin No. 1130 for Week 22 2020**

### **I. Salient features**

1. Polio eradication teams at the Regional and Country levels are contributing into COVID19 Response, particularly in areas of surveillance (field and laboratory), analytics and communications and coordination.
2. Wild Poliovirus Type-1 (WPV1):
  - No new wild poliovirus cases reported this week, total cases in 2020 in the EMR to date 61 (Afghanistan – 12 and Pakistan – 49).
  - No new positive environmental samples reported this week.
3. Vaccine Derived Poliovirus (VDPV):
  - VDPV1:
    - A new ambiguous VDPV Type-1 (aVDPV1) case was reported from Yemen.
  - VDPV2:
    - Six new circulating VDPV Type-2 (cVDPV2) cases from Afghanistan reported this week, total cVDPV2 cases in 2020 in the EMR to date 58 (Afghanistan – 13 and Pakistan – 45).
    - No new positive cVDPV2 environmental samples were reported this week.

### **II. Wild Poliovirus Transmission**

**Endemic countries (Pakistan & Afghanistan):** Following was reported this week:

- a. *Human samples:* No new wild poliovirus cases reported this week.  
Total WPV1 cases in 2020 to date is 61 (12 from Afghanistan and 49 from Pakistan). This compares with 40 cases in 2019 in the same period (12 from Afghanistan and 28 from Pakistan).
  - Afghanistan: no new cases reported this week.  
In 2020, 12 WPV1 cases are reported so far, one each from Hilmand, Zabul, Farah, Nimroz, Laghman, Kunar, Badakhshan, Balkh and Herat provinces and three from Kandahar province. The most recent case has onset of paralysis on 22 March 2020.
  - Pakistan: no new cases reported this week.  
In 2020, 49 WPV1 cases are reported so far, 20 cases from KP province, 17 from Sindh, 10 from Balochistan and 2 from Punjab province. The most recent case has onset of paralysis on 4 May 2020.
- b. *Environmental samples:* No new positive environmental samples reported this week.
  - Afghanistan: In 2020 to date, there are 13 WPV1 positive environmental samples including 1 combined (WPV1 and cVDPV2) with most recent sample collected on 27 April 2020.
  - Pakistan: In 2020 to date, there are 167 WPV1 positive environmental samples including 8 combined (WPV1 and cVDPV2) and 3 combined (WPV1 and aVDPV2) with most recent positive sample collected on 6 May 2020.

### **III. Vaccine Derived Polioviruses (VDPVs)**

1. Afghanistan: Six new cVDPV2 cases were reported this week and no new positive environmental samples were reported.  
The new 6 cVDPV2 cases are all from Nangarhar province, one case each from Kama, Behsud, Rodat, Muhmand Dara, Lalpur and Shinwar districts. The cases dates of onset vary between 18 – 30 April 2020.  
In 2020 to date, there are 13 cVDPV2 cases; twelve reported from Nangarhar province and one from Kunar province, with most recent case's onset on 30 April 2020.

*Environment:* In 2020 to date, 19 circulating VDPV2 (cVDPV2) positive environmental samples including 1 combined (WPV1 and cVDPV2) were reported; 16 from Jalalabad and 3 from Batikot districts, Nangarhar province, with most recent collection on 6 April 2020.

2. **Pakistan:** No new VDPV isolates from human or environmental samples reported this week. In 2020 to date, there are 45 cVDPV2 cases reported. Cases include 40 from KP province, 4 from Punjab province and 1 from Balochistan province, with most recent case's onset on 10 April 2020. *Environment:* In 2020, there are 13 positive environmental samples for cVDPV2 so far (including 8 combined WPV1 and cVDPV2), the most recent sample collected on 11 March 2020. Also 4 aVDPV2 positive environmental samples including three combined (WPV1 + aVDPV2) were reported, with most recent collection on 10 April 2020.
3. **SOMALIA:** No new VDPV isolates from human or environmental samples were reported this week. In 2020 to date: 7 cVDPV2 were isolated from environmental samples most recent collected on 24 March 2020.
4. **YEMEN:** A new aVDPV1 case was reported from Saadh City district, Saadh province, with date of onset 31 January 2020. The case is a 96-month old male child. The child received only one OPV dose from supplementary immunization activities (SIAs) and none from routine.

#### **IV. Surveillance performance indicators**

In 2020, 14 of 22 member states are meeting the global target of both key surveillance indicators, namely non polio AFP rate of 2 per 100,000 children aged below 15 years and percent AFP cases with adequate specimen 80% and above.

- Djibouti and Qatar are missing both indicators since they did not report any AFP case in 2020
- Morocco and Tunisia are also missing both indicators as their non-polio AFP rate is 1.3 and 1.2 and their percentage of AFP cases with adequate stool specimens is 69.4% and 61.5% respectively.
- Jordan, Palestine, Saudi Arabia and Sudan have a non-polio AFP rate of 1.2, 0.9, 1.2 and 1.5 respectively.

## World Health Organization – Regional Office for Eastern Mediterranean

## AFP SURVEILLANCE

1-Jun-20

Week 22, ending 31 May 2020

Number 1130

Table 1: Acute Flaccid Paralysis (AFP) cases by week of onset

Country	Reported AFP cases by week of onset - Week (22/20) / Ending on : 31/05/2020														
	Total AFP 2018	Total AFP 2019	Total AFP to date, 2020	W11 15 Mar 20	W12 22 Mar 20	W13 29 Mar 20	W14 5 Apr 20	W15 12 Apr 20	W16 19 Apr 20	W17 26 Apr 20	W18 3 May 20	W19 10 May 20	W20 17 May 20	W21 23 May 20	W22 31 May 20
Afghanistan	3378	3768	1281	62	56	57	54	42	54	54	61	60	52	15	7
Bahrain	35	17	9	0	0	1	0	0	0	0	1	0	1	0	0
Djibouti	0	5	0	0	0	0	0	0	0	0	0	0	0	0	0
Egypt	1246	1343	363	15	12	18	9	18	9	13	24	15	18	0	
Iran	896	1070	254	3	3	4	5	3	11	4	7	8	9	3	0
Iraq	1023	1157	230	4	6	7	8	7	8	2	8	7	5	0	
Jordan ****	115	113	19	0	0	0	0	1	1	0	0				
Kuwait	72	48	12	0	1	0	0	0	1	0					
Lebanon ****	89	87	26	1	1	0	0	0	1	0	0	0	0	1	
Libya	122	107	44	0	3	0	1	2	1	1	2	1			
Morocco	212	247	49	2	1	1	0	0	1	0	0	1			
Oman	28	30	10	1	1	0	0	1	1	0	1	0	0	0	0
Pakistan	12276	15214	4727	287	169	119	108	153	138	138	151	145	88	10	2
Palestine ****	44	62	7	0	0	0	1	0	0	0	0	0	0	0	0
Qatar	10	9	0	0	0	0	0	0	0	0	0	0			
Saudi Arabia	242	236	42	2	0	2	0	0	0	0	0	0	0	0	0
Somalia	353	361	162	8	13	8	12	3	6	1	4	3	4	0	0
Sudan	579	608	121	10	6	2	5	0							
Syria ****	362	377	134	8	3	2	1	1	8	5	5	7	4	3	
Tunisia	68	79	13	0	3	1	0	1	0	0	1	0	0	0	
U.A.E	40	50	11	0	0	0	0	0	0	0	0	0	0		
Yemen	730	779	253	21	10	16	14	10	13	9	8	6	3	0	
<b>Total EMR</b>	<b>21920</b>	<b>25767</b>	<b>7767</b>	<b>424</b>	<b>288</b>	<b>238</b>	<b>218</b>	<b>242</b>	<b>253</b>	<b>227</b>	<b>273</b>	<b>253</b>	<b>184</b>	<b>32</b>	<b>9</b>

No data = No report received

Table 2: Confirmed polio cases by month of onset

Country	Total year 2018	Total year 2019	31/05		Confirmed polio cases by month of onset											
			2019	2020	June 2019	July 2019	August 2019	September 2019	October 2019	November 2019	December 2019	January 2020	February 2020	March 2020	April 2020	May 2020
Afghanistan	21	29	12	12	1	2	2	3	1	7	1	2	3	7		
Bahrain	0	0	0	0	0	0	0	0	0	0	0	0				
Djibouti	0	0	0	0	0	0	0	0	0	0	0	0	0	0	0	0
Egypt	0	0	0	0	0	0	0	0	0	0	0	0	0	0		
Iran	0	0	0	0	0	0	0	0	0	0	0	0	0	0	0	0
Iraq	0	0	0	0	0	0	0	0	0	0	0	0	0	0		
Jordan ****	0	0	0	0	0	0	0	0	0	0	0	0	0	0	0	0
Kuwait	0	0	0	0	0	0	0	0	0	0	0	0				
Lebanon ****	0	0	0	0	0	0	0	0	0	0	0	0				
Libya	0	0	0	0	0	0	0	0	0	0	0	0				
Morocco	0	0	0	0	0	0	0	0	0	0	0	0			0	
Oman	0	0	0	0	0	0	0	0	0	0	0	0	0	0	0	0
Pakistan	12	147	28	49	16	12	14	5	17	23	32	18	17	7	6	1
Palestine ****	0	0	0	0	0	0	0	0	0	0	0	0	0	0	0	0
Qatar	0	0	0	0	0	0	0	0	0	0	0	0	0	0	0	0
Saudi Arabia	0	0	0	0	0	0	0	0	0	0	0	0	0	0	0	0
Somalia	0	0	0	0	0	0	0	0	0	0	0	0	0			
Sudan	0	0	0	0	0	0	0	0	0	0	0	0	0			
Syria ****	0	0	0	0	0	0	0	0	0	0	0	0	0	0		
Tunisia	0	0	0	0	0	0	0	0	0	0	0	0	0			
U.A.E	0	0	0	0	0	0	0	0	0	0	0	0		0	0	
Yemen	0	0	0	0		0	0	0				0				
<b>Total EMR</b>	<b>33</b>	<b>176</b>	<b>40</b>	<b>61</b>	<b>17</b>	<b>14</b>	<b>16</b>	<b>8</b>	<b>18</b>	<b>30</b>	<b>33</b>	<b>20</b>	<b>20</b>	<b>14</b>	<b>6</b>	<b>1</b>

\*\*\*\* UNRWA cases are included with those of country of residence

## AFP SURVEILLANCE

Week 22, ending 31 May 2020

1-Jun-20

Number 1130

Table 3: Investigation of AFP cases with paralysis onset in 2019 &amp; 2020 up to Week (22/20) / Ending on : 31/05/2020

COUNTRY	2019												2020												Latest line List Date
	AFP									Specimen	Wild cases ****		AFP									Specimen	Wild cases ****		
	Total AFP cases onset 2019	Case classification					Non polio AFP rate **	AFP cases pending classification > 90 days from onset of paralysis	AFP cases pending classification and lab > 90 days from onset of paralysis		% with *** adequate specimens	Wild P1 Poliovirus	Wild P3 Poliovirus	Total AFP cases onset 2020	Case classification					Annualized Non polio AFP rate **	AFP cases pending classification > 90 days from onset of paralysis		AFP cases pending classification and lab > 90 days from onset of paralysis	% with *** adequate specimens	
		Total Confirmed Polio Cases *	Polio Compatible	Pending Classification	Discarded (non polio AFP)	VDPV				Total Confirmed Polio Cases *					Polio Compatible	Pending Classification	Discarded (non polio AFP)	VDPV							
Afghanistan	3768	29	1	0	3738	0	18.1	0	0	94.1	29	0	1281	12	0	240	1016	13	14.4	15	1	95.2	12	0	31/05/2020
Bahrain	17	0	0	0	17	0	5.9	0	0	100.0	0	0	9	0	0	9	0	0	7.5	6	6	100.0	0	0	31/05/2020
Djibouti	5	0	0	0	5	0	1.4	0	0	80.0	0	0	0	0	0	0	0	0	0.0	0	0		0	0	31/05/2019
Egypt	1343	0	0	0	1343	0	3.6	0	0	93.4	0	0	363	0	0	66	297	0	2.3	0	0	91.2	0	0	23/05/2020
Iran	1070	0	0	0	1069	1	5.2	0	0	97.1	0	0	254	0	0	6	248	0	2.9	0	0	99.6	0	0	31/05/2020
Iraq	1157	0	0	0	1157	0	7.4	0	0	94.3	0	0	230	0	0	31	199	0	3.4	5	0	91.7	0	0	23/05/2020
Jordan	113	0	0	0	113	0	3.9	0	0	100.0	0	0	19	0	0	2	17	0	1.2	0	0	100.0	0	0	07/05/2020
Kuwait	48	0	0	0	48	0	5.4	0	0	89.6	0	0	12	0	0	5	7	0	3.0	3	2	83.3	0	0	26/04/2020
Lebanon	87	0	0	0	87	0	4.7	0	0	89.7	0	0	26	0	0	9	17	0	3.4	4	4	96.2	0	0	29/05/2020
Libya	107	0	0	0	107	0	4.3	0	0	98.1	0	0	44	0	0	16	27	1	4.2	5	5	100.0	0	0	16/05/2020
Morocco	247	0	0	0	247	0	2.8	0	0	84.2	0	0	49	0	0	30	19	0	1.3	19	9	69.4	0	0	15/05/2020
Oman	30	0	0	0	30	0	2.7	0	0	80.0	0	0	10	0	0	1	9	0	2.1	0	0	90.0	0	0	31/05/2020
Pakistan	15214	147	5	141	14898	23	19.3	141	0	86.6	147	0	4727	49	0	529	4102	47	14.4	194	0	88.5	49	0	31/05/2020
Palestine	62	0	0	0	62	0	3.3	0	0	98.4	0	0	7	0	0	1	6	0	0.9	0	0	100.0	0	0	31/05/2020
Qatar	9	0	0	0	9	0	2.2	0	0	88.9	0	0	0	0	0	0	0	0	0.0	0	0		0	0	10/05/2020
Saudi Arabia	236	0	0	0	236	0	2.8	0	0	93.2	0	0	42	0	0	2	40	0	1.2	0	0	92.9	0	0	31/05/2020
Somalia	361	0	0	0	358	3	5.7	0	0	95.6	0	0	162	0	0	15	146	1	4.8	0	0	96.3	0	0	31/05/2020
Sudan	608	0	0	0	608	0	3.4	0	0	96.4	0	0	121	0	0	12	109	0	1.5	4	0	96.7	0	0	16/04/2020
Syria	377	0	0	0	377	0	4.8	0	0	88.1	0	0	134	0	0	21	113	0	4.1	0	0	93.3	0	0	23/05/2020
Tunisia	79	0	0	0	78	1	2.9	0	0	74.7	0	0	13	0	0	3	10	0	1.2	0	0	61.5	0	0	28/05/2020
U.A.E	50	0	0	0	50	0	4.0	0	0	90.0	0	0	11	0	0	1	10	0	2.1	1	1	100.0	0	0	18/05/2020
Yemen	779	0	0	122	657	0	5.5	122	104	89.0	0	0	253	0	0	151	101	1	4.3	31	24	93.7	0	0	26/05/2020
EMR	25767	176	6	263	25294	28	10.1	263	104	89.4	176	0	7767	61	0	1150	6493	63	7.2	287	52	90.7	61	0	
2018	21920	33	4	1	21867	15	8.7	1	1	89.8	33	0													

\* Confirmed polio cases refer to wild isolation from AFP cases or from contacts of negative index AFP cases

\*\* Non-polio AFP per 100,000 children &lt;15 years

\*\*\* Adequate here refers to two stool specimens collected at least 24 hours apart, within 14 days of paralysis onset and specimens received in the lab in Good Condition

\*\*\*\* AFP cases co infected with P1 and P3 are counted separately as wild isolates

World Health Organization – Regional Office for Eastern Mediterranean  
AFP SURVEILLANCE  
Week 22, ending 31 May 2020

1-Jun-20  
Number 1130

COUNTRY	2019						2020					
	# OF CONTACTS	LAB RESULTS					# OF CONTACTS	LAB RESULTS				
		WILD	VDPV	SL	NPEV	PENDING		WILD	VDPV	SL	NPEV	PENDING
AFG	1138	8	0	48	202	0	318	5	1	18	28	39
BAH	0	0	0	0	0	0	0	0	0	0	0	0
DJI	1	0	0	0	0	0	0	0	0	0	0	0
EGY	498	0	0	8	57	0	95	0	0	7	4	5
IRN	216	0	0	4	7	0	5	0	0	0	0	0
IRQ	603	0	0	12	39	6	119	0	0	0	7	15
JOR	0	0	0	0	0	0	0	0	0	0	0	0
KUW	0	0	0	0	0	0	0	0	0	0	0	0
LEB	24	0	0	0	3	0	0	0	0	0	0	0
LIB	6	0	0	0	3	0	0	0	0	0	0	0
MOR	85	0	0	3	1	30	2	0	0	0	0	0
OMA	78	0	0	2	28	0	35	0	0	2	6	0
PAK	5497	26	9	248	959	0	1973	12	6	230	220	42
PAL	0	0	0	0	0	0	0	0	0	0	0	0
QAT	0	0	0	0	0	0	0	0	0	0	0	0
SAA	44	0	0	1	0	0	2	0	0	0	0	2
SOM	1080	0	1	45	141	5	488	0	0	12	61	54
SUD	402	0	0	1	31	90	32	0	0	0	2	7
SYR	813	0	0	23	36	0	210	0	0	11	3	3
TUN	27	0	0	0	2	0	1	0	0	0	0	1
UAE	0	0	0	0	0	0	0	0	0	0	0	0
YEM	423	0	0	0	0	220	61	0	0	0	0	61
<b>EMR</b>	<b>10935</b>	<b>34</b>	<b>10</b>	<b>395</b>	<b>1509</b>	<b>351</b>	<b>3341</b>	<b>17</b>	<b>7</b>	<b>280</b>	<b>331</b>	<b>229</b>

Table 4 (B): Most recent wild contacts in EMRO, 2019-2020

Year	Country	Data	
		Count of wild contacts	Date of Most Recent stool collection
2020	Afghanistan	5	12/Apr/20
	Pakistan	12	13/Mar/20
<b>2020 Total</b>		<b>17</b>	<b>12/Apr/20</b>
2019	Afghanistan	8	17/Aug/19
	Pakistan	26	26/Dec/19
<b>2019 Total</b>		<b>34</b>	<b>26/Dec/19</b>

Table 4 (C): Number of distribution by district of -ve index AFP cases identified as wild positive by contact in EMR, 2019-2020

YEAR	COUNTRY	PROVINCE	DISTRICT	COUNT	First case	Last case	
2020	AFG	HILMAND	WASHER	1	4-Jan-20	4-Jan-20	
			KHASHROD	1	28-Feb-20	28-Feb-20	
	PAK	PUNJAB	DG KHAN	1	18-Jan-20	18-Jan-20	
			KARAK	1	20-Jan-20	20-Jan-20	
			JACOBABAD	1	07-Feb-20	07-Feb-20	
<b>2020 Total</b>				<b>5</b>	<b>04-Jan-20</b>	<b>28-Feb-20</b>	
2019	AFG	URUZGAN	TIRINKOT	1	2-Aug-19	2-Aug-19	
			MUSAQALAH	1	05-Jun-19	05-Jun-19	
			SANGIN	1	06-Mar-19	06-Mar-19	
	PAK	PUNJAB	DG KHAN	2	2-Dec-19	10-Dec-19	
			KHIORANGI	1	28-Aug-19	28-Aug-19	
		SINDH	SUJAWAL	1	25-Sep-19	25-Sep-19	
			JAMSHORO	1	09-Oct-19	09-Oct-19	
			T. ALLAHYAR	1	10-Nov-19	10-Nov-19	
			KAMBAR	1	02-Nov-19	02-Nov-19	
			MIRPURKHAS	2	01-Dec-19	18-Dec-19	
			LARKANA	1	24-Dec-19	24-Dec-19	
			JACOBABAD	1	19-Dec-19	19-Dec-19	
			BALOCHSITAN	MASTUNG	1	18-Nov-19	18-Nov-19
				KILLABDULLAH	2	2-Jul-19	19-Nov-19
				BANNU	1	13-Nov-19	13-Nov-19
			KHYBER PAKHTUNKHWA (KP)	SWABI	1	17-Nov-19	17-Nov-19
				TANK	1	30-Oct-19	30-Oct-19
				LAKKIMRWAT	3	27-May-19	04-Oct-19
				TORGHAR	1	25-May-19	25-May-19
			<b>2019 Total</b>				<b>24</b>

Table 5: Laboratory investigation of AFP cases with paralysis onset in 2020 up to Week (22/2020) / Ending on : (31/05/2020)

Country	Polio laboratories  ITD / Nucleotide Sequencing (Nucleotide Sequencing performed by EGY, PAK, TUN, CDC and RIVM laboratories)	AFP cases with specimens	Preliminary virus isolation results of AFP cases						Poliovirus intratypic differentiation results #											Indicators				Latest report Date		
			Referred for ITD		NPEV only	Negative	Pending		Type 1			Type 2			Type 3			Discordant pending sequence	NPEV by PCR	Non-EV	Pending ITD	% specimens positive for NPEV*	% AFP cases with culture results within 14 days		% AFP cases with ITD results within 7 days	% AFP cases with ITD results within 45 days of onset**
			L20B+	L20B+/NPEV			received < / = 14 days	received > 14 days ago	Wild	Sabin	VDPV	Wild	Sabin	VDPV	Wild	Sabin	VDPV									
Afghanistan	RRL Pakistan	1077	106	11	106	853			10	66				12		63			1		6	8%	92%	100%	98%	31/05/2020
Bahrain	NPL Oman / CDC																									31/05/2020
Djibouti	NPL Kenya / CDC																									31/05/2020
Egypt***	RRL Egypt	345	17	2	22	274	14	16	17	8						8		1	3		6%	97%	100%	99%	19/05/2020	
Iran	NPL Iran / CDC	262	3		4	244	11		3							1					1%	100%	100%	100%	30/05/2020	
Iraq	RRL Egypt	231			23	187	5	16													10%	92%		100%	21/05/2020	
Jordan	NPL Jordan / RRL EGYPT	19			3	16															16%	100%		100%	13/05/2020	
Kuwait	RRL Kuwait / RIVM	15				14	1														2%	64%		93%	28/05/2020	
Lebanon	NPL Jordan / RRL EGYPT	19			5	14															26%	100%		100%	13/05/2020	
Libya	RRL Tunisia / RIVM	37	4			33									3	1					0%	100%	100%	95%	19/05/2020	
Morocco	NPL Morocco / RRL Tunisia	48			1	45	1	1													1%	100%		98%	22/05/2020	
Oman	NPL Oman / CDC	10			2	8															17%	100%		100%	31/05/2020	
Pakistan	RRL Pakistan	4585	424	37	421	3445	64	177	46	124			135	44		191		1	1	1	8%	99%	98%	97%	31/05/2020	
Palestine & UNRWA		7				7															0%	29%		100%	31/05/2020	
Qatar	NPL Oman / CDC																									31/05/2020
Saudi Arabia	NPL Saudi Arabia / CDC	52				50	2														0%	100%		100%	28/05/2020	
Somalia	NPL Kenya / CDC	162	4	1	29	114	4	10	2	1						4					20%	7%		98%	31/05/2020	
Sudan	NPL Sudan / RRL Egypt	120	2		13	99		6													13%	100%			10/05/2020	
Syria	NPL Syria / RRL Egypt	129	7			113	9														1%	100%			28/05/2020	
Tunisia	RRL Tunisia	12				11		1													0%	100%		91%	19/05/2020	
U.A.E	NPL Oman / CDC	10				10															0%	100%		60%	31/05/2020	
Yemen	NPL Kenya / CDC	104	8		23	73			2	1						5			1		21%	94%	63%	0%	27/05/2020	
<b>Total EMR 2020</b>		<b>7244</b>	<b>575</b>	<b>51</b>	<b>652</b>	<b>5610</b>	<b>111</b>	<b>227</b>	<b>56</b>	<b>205</b>	<b>2</b>	<b>135</b>	<b>56</b>	<b>275</b>	<b>1</b>	<b>1</b>	<b>3</b>	<b>5</b>	<b>7</b>	<b>8%</b>	<b>95%</b>	<b>98%</b>	<b>96%</b>			
<b>Total EMR 2019</b>		<b>24784</b>	<b>1052</b>	<b>100</b>	<b>3640</b>	<b>19937</b>	<b>15</b>	<b>28</b>	<b>152</b>	<b>575</b>	<b>1</b>	<b>46</b>	<b>24</b>	<b>625</b>	<b>1</b>	<b>3</b>	<b>21</b>	<b>6</b>	<b>1</b>	<b>13%</b>	<b>95%</b>	<b>99%</b>	<b>96%</b>			

\* Specimens from all sources including non-AFP cases, excluding environmental samples

\*\* This indicator reflects surveillance and laboratory activities

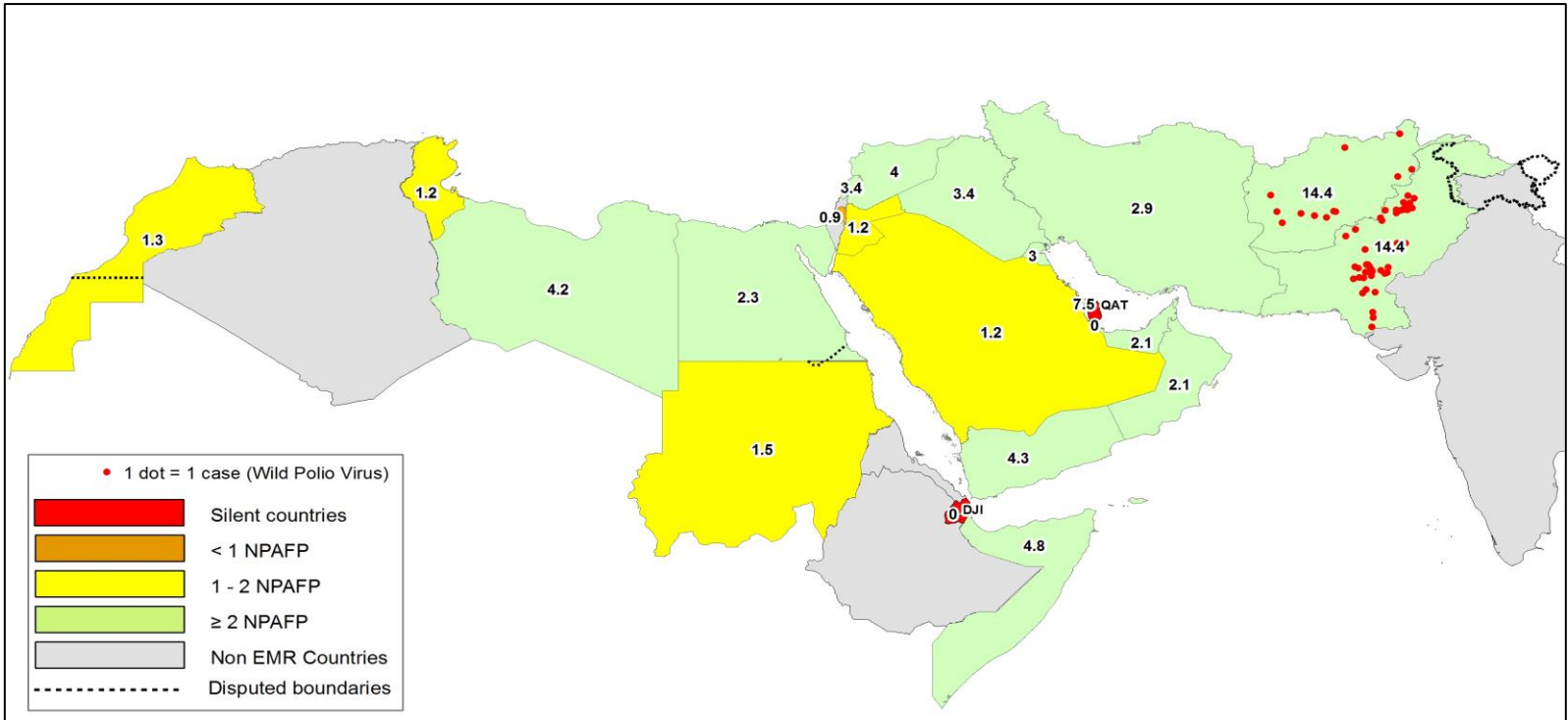
**Table 6: Environmental isolate by year and type**

COUNTRY	LAB RESULTS	2016	2017	2018	2019	2020
AFG	Wild	2	42	83	56	12
	Wild+cVDPV2					1
	cVDPV2					18
	EV/SL	177	265	248	200	69
	Negative	6	9	5	3	2
AFG Total		185	316	336	259	118
EGY	EV/SL	492	481	508	666	156
	Negative	36	41	32	34	19
	Pending					27
EGY Total		528	522	540	700	202
IRN	Wild				3	
	EV/SL		5	51	65	10
	Negative		1	3	3	
IRN Total			6	71	3	10
JOR	EV/SL	2	29	36	36	3
	Negative		2			1
	Pending					5
JOR Total		2	31	36	36	9
KUW	EV/SL			3	3	
	Pending				8	
KUW Total				3	11	
LEB	EV/SL	2	26	44	44	5
	Negative	2	1	1	3	2
	Pending					4
LEB Total		4	27	45	47	11
PAK	Wild	59	105	139	367	156
	Wild+cVDPV2	2			10	8
	Wild+aVDPV2	1	1		2	3
	cVDPV2	2			25	5
	aVDPV2	3	4		2	1
	EV/SL	456	523	531	421	101
	Negative	6		3	4	2
	Pending					62
PAK Total		529	633	673	831	338
SOM	cVDPV2		2	19	5	7
	cVDPV3			11		
	aVDPV2			2	1	
	EV/SL		20	43	28	6
	Negative		14	138	29	19
SOM Total			36	213	63	40
SUD	EV/SL			15	42	13
	Negative				1	2
	Pending				17	5
SUD Total				15	60	20
SYR	EV/SL		4	81	155	64
	Negative			21	30	12
	Pending					3
SYR Total			4	102	185	79
<b>TOTAL</b>		<b>1248</b>	<b>1575</b>	<b>2017</b>	<b>2263</b>	<b>827</b>

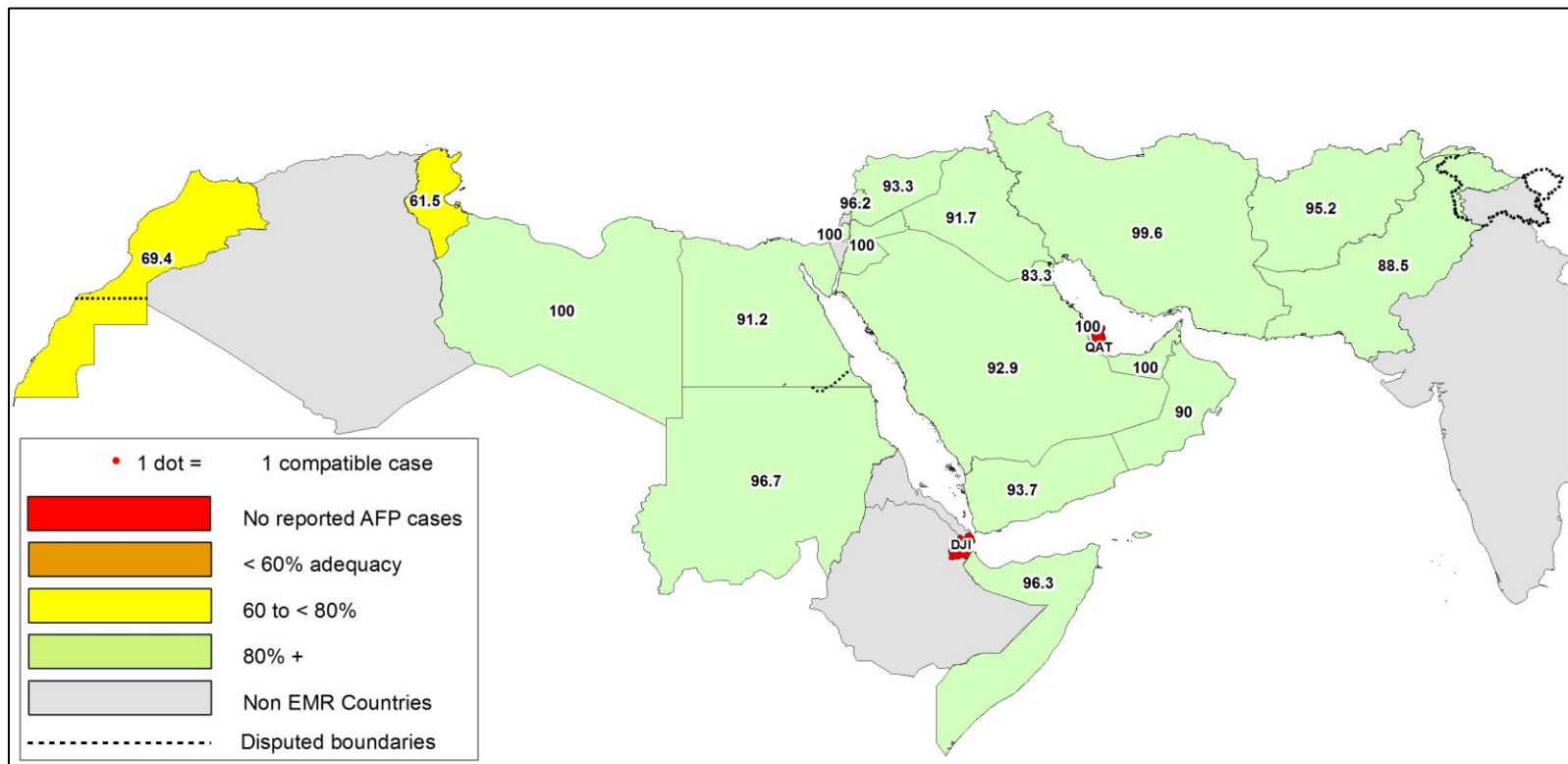
**Table 7: Environmental Wild/VDPV isolate by site 2019-2020**

YEAR	COUNTRY	LAB RESULTS	PROVINCE	Count	First date	Last date	
2019	AFG	Wild	HILMAND	19	6/Jan/19	25/Dec/19	
			KANDAHAR	24	6/Jan/19	25/Dec/19	
			NANGARHAR	13	26/Jan/19	25/Dec/19	
	AFG Total			56	6/Jan/19	25/Dec/19	
	IRN	Wild	S & B	3	22/Apr/19	20/May/19	
	IRN Total			3	22/Apr/19	20/May/19	
	PAK	Wild	BALOCHISTAN	72	1/Jan/19	20/Dec/19	
			GBALTISTAN	1	9/Dec/19	9/Dec/19	
			ISLAMABAD	3	12/Apr/19	21/Aug/19	
			KPAKHTUNKHWA	40	8/Jan/19	28/Dec/19	
			PUNJAB	97	5/Jan/19	17/Dec/19	
			SINDH	154	2/Jan/19	17/Dec/19	
			Wild+cVDPV2	KPAKHTUNKHWA	1	31/Dec/19	31/Dec/19
				PUNJAB	5	6/Aug/19	16/Dec/19
			SINDH		4	7/Oct/19	18/Dec/19
					5	24/Aug/19	6/Nov/19
			cVDPV2	ISLAMABAD	1	12/Nov/19	12/Nov/19
				KPAKHTUNKHWA	8	9/Oct/19	24/Dec/19
				PUNJAB	10	21/Aug/19	17/Dec/19
			SINDH		1	19/Dec/19	19/Dec/19
	2	11/Apr/19		18/Dec/19			
PAK Total			404	1/Jan/19	31/Dec/19		
SOM	cVDPV2	BANADIR	5	10/Nov/19	22/Dec/19		
		BANADIR	1	3/Feb/19	3/Feb/19		
SOM Total			6	3/Feb/19	22/Dec/19		
2019 Total			469	1/Jan/19	31/Dec/19		
2020	AFG	Wild	HILMAND	3	1/Jan/20	27/Apr/20	
			HIRAT	1	26/Apr/20	26/Apr/20	
			KANDAHAR	7	28/Jan/20	27/Apr/20	
			NANGARHAR	1	26/Jan/20	26/Jan/20	
			NANGARHAR	1	8/Jan/20	8/Jan/20	
	Wild+cVDPV2	NANGARHAR	1	8/Jan/20	8/Jan/20		
		NANGARHAR	18	7/Jan/20	6/Apr/20		
	AFG Total			31	1/Jan/20	27/Apr/20	
	PAK	Wild	AJK	1	25/Feb/20	25/Feb/20	
			BALOCHISTAN	39	1/Jan/20	2/May/20	
			ISLAMABAD	1	16/Jan/20	16/Jan/20	
			KPAKHTUNKHWA	9	28/Jan/20	3/Apr/20	
			PUNJAB	41	4/Jan/20	6/May/20	
			SINDH	65	3/Jan/20	15/Apr/20	
			Wild+cVDPV2	BALOCHISTAN	2	1/Feb/20	2/Mar/20
				PUNJAB	3	4/Jan/20	10/Feb/20
				SINDH	3	3/Jan/20	5/Mar/20
cVDPV2			KPAKHTUNKHWA	4	10/Jan/20	11/Mar/20	
			PUNJAB	1	16/Jan/20	16/Jan/20	
aVDPV2			KPAKHTUNKHWA	1	10/Apr/20	10/Apr/20	
PAK Total			170	1/Jan/20	6/May/20		
SOM	cVDPV2	BANADIR	7	5/Jan/20	24/Mar/20		
SOM Total			7	5/Jan/20	24/Mar/20		
2020 Total			208	1/Jan/20	6/May/20		

**Figure 1: Non Polio AFP Rate and Wild Virus in EMR 01/01/2020 - 31/05/2020**



**Figure 2: Percent of AFP cases with Adequate Samples & Compatible Cases in EMR 01/01/2020 - 31/05/2020**

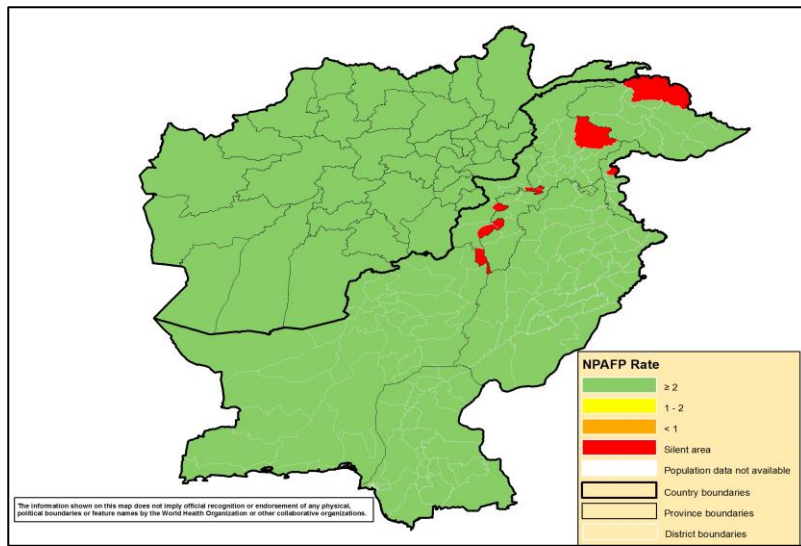


**Table 8: Wild polio cases by country and date of onset of paralysis in EMR, 2019 - 2020**

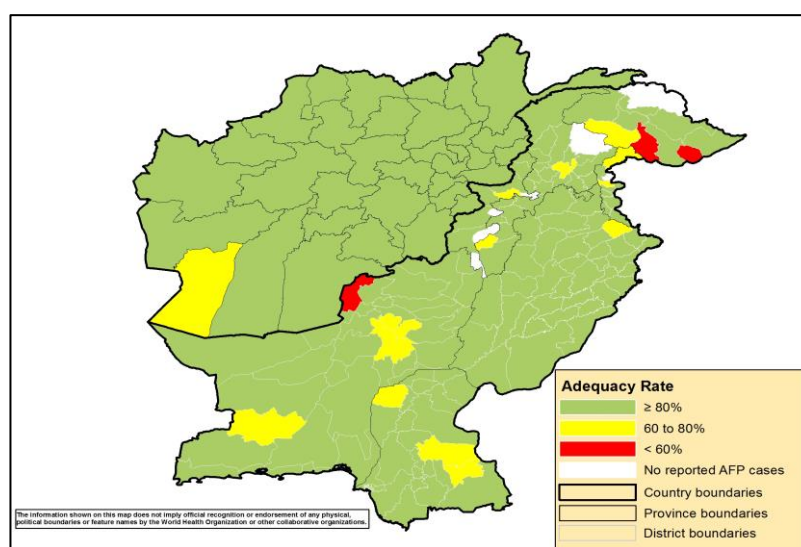
Year	COUNTRY	Count	First Case	Last Case
2020	AFG	12	4-Jan-20	22-Mar-20
	PAK	49	1-Jan-20	4-May-20
<b>2020 Total</b>		<b>61</b>	<b>1-Jan-20</b>	<b>4-May-20</b>
2019	AFG	29	4-Jan-19	7-Dec-19
	PAK	147	15-Jan-19	31-Dec-19
<b>2019 Total</b>		<b>176</b>	<b>4-Jan-19</b>	<b>31-Dec-19</b>



**Figure 3: Non Polio AFP rate by Province in Afghanistan & by District in Pakistan 01/01/2020 - 31/05/2020**

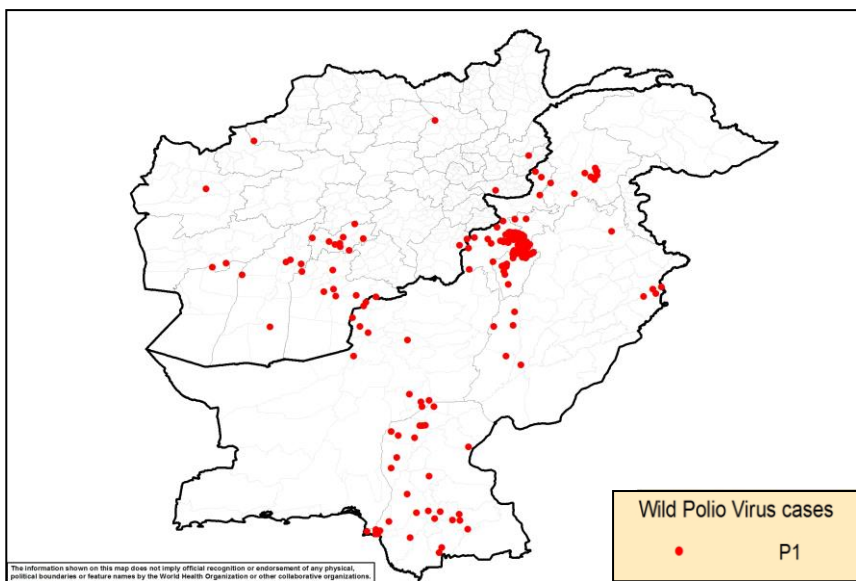


**Figure 4: Percent of AFP cases with Adequate Samples in Afghanistan by Province & Pakistan by District 01/01/2020 - 31/05/2020**

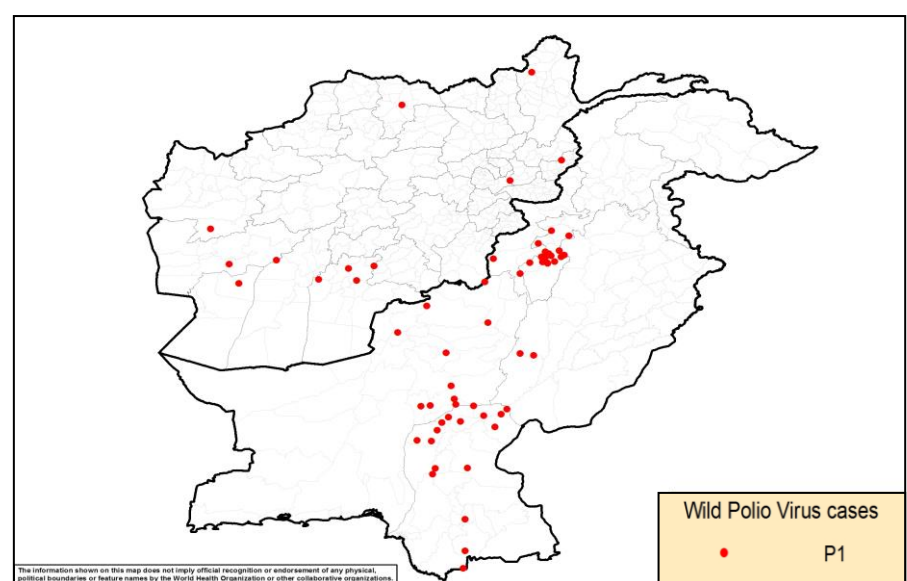


**Figure 5: Wild Virus Cases by Type & District in Afghanistan & Pakistan**

**5(a) 01/01/2019 - 31/12/2019**



**5(b) 01/01/2020 - 31/05/2020**



## World Health Organization – Regional Office for Eastern Mediterranean

## AFP SURVEILLANCE

Week 22, ending 31 May 2020

1-Jun-20

Number 1130

Table 9: Wild Polio cases by district and date of onset of paralysis, Afghanistan 2019-2020

ONSETYR	PROVINCE	DISTRICT	Count	First case	Last case	
2020	KANDAHAR	SHAHWALIKOT	2	4-Mar-20	22-Mar-20	
		GHORAK	1	19-Mar-20	19-Mar-20	
		SHINDAND	1	21-Mar-20	21-Mar-20	
		DEHDADI	1	15-Mar-20	15-Mar-20	
		YAWAN	1	10-Mar-20	10-Mar-20	
		SHIGAL WA SHEL TAN	1	5-Mar-20	5-Mar-20	
		KHASHROD	1	28-Feb-20	28-Feb-20	
		MEHTARLAM	1	10-Feb-20	10-Feb-20	
		BAKWA	1	4-Feb-20	4-Feb-20	
		MIZAN	1	21-Jan-20	21-Jan-20	
HILMAND	WASHER	1	4-Jan-20	4-Jan-20		
<b>2020 Total</b>			<b>12</b>	<b>4-Jan-20</b>	<b>22-Mar-20</b>	
2019	KANDAHAR	SHAHWALIKOT	1	7-Dec-19	7-Dec-19	
		SPINBOLDAK	2	4-Jan-19	22-Nov-19	
		KANDAHAR	2	17-Aug-19	10-Nov-19	
		GHORAK	1	12-Jan-19	12-Jan-19	
		BAKWA	2	14-Nov-19	25-Nov-19	
		PASHTUNZARGHUN	1	19-Nov-19	19-Nov-19	
		PUL-E- KHUMRI	1	14-Nov-19	14-Nov-19	
		KHASURUZGAN	1	2-Nov-19	2-Nov-19	
		TIRINKOT	4	19-May-19	2-Aug-19	
		CHORA	3	20-Mar-19	23-Jul-19	
		SHAHID-E-HASSAS	1	25-Feb-19	25-Feb-19	
		BALAMURGHAB	1	17-Oct-19	17-Oct-19	
		BERMEL	2	15-Sep-19	28-Sep-19	
	BADGHIS	KHOGYANI	1	18-Sep-19	18-Sep-19	
		GARMSER	1	26-May-19	26-May-19	
	PAKTIKA	MUSAQALAH	1	5-May-19	5-May-19	
		NAWZAD	1	3-Apr-19	3-Apr-19	
	NANGARHAR	WASHER	1	23-Mar-19	23-Mar-19	
		SANGIN	1	6-Mar-19	6-Mar-19	
	HILMAND	WATAPUR	1	8-May-19	8-May-19	
		KUNAR	1	8-May-19	8-May-19	
	<b>2019 Total</b>			<b>29</b>	<b>4-Jan-19</b>	<b>7-Dec-19</b>

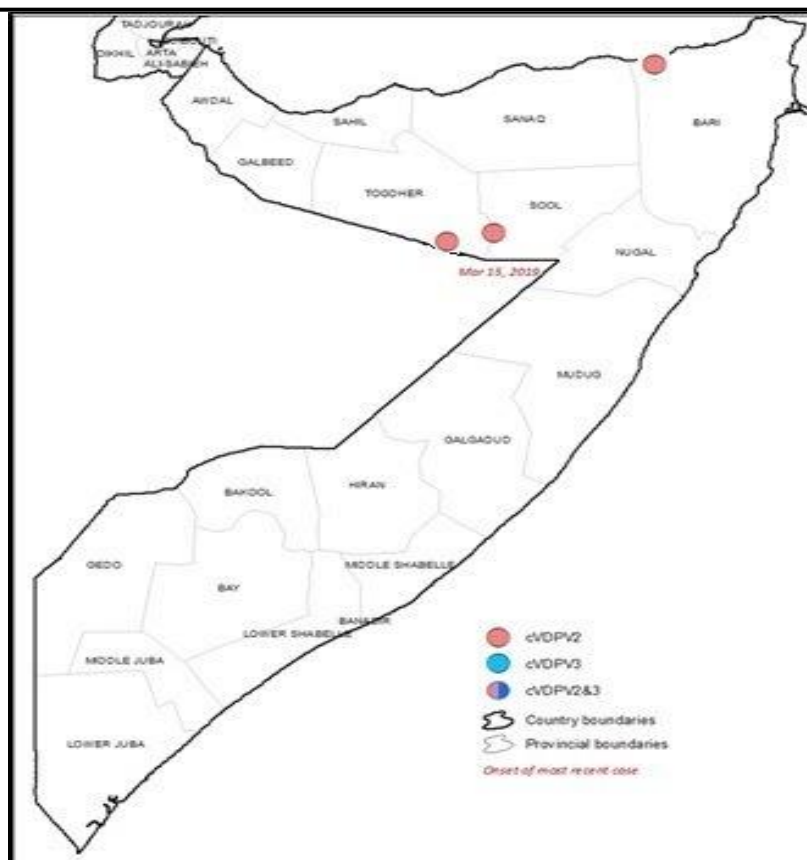
Table 10: Wild Polio cases by district and date of onset of paralysis, Pakistan 2019-2020

ONSETYR	PROVINCE	DISTRICT	Count	First case	Last case		
2020	KHYBER PAKHTUNKHWA	BANNU	1	27-Apr-20	27-Apr-20		
		TANK	4	11-Jan-20	15-Mar-20		
		KARAK	2	20-Jan-20	13-Mar-20		
		LAKKIMRWT	12	2-Jan-20	9-Mar-20		
		WAZIR-S	1	21-Feb-20	21-Feb-20		
		BALOCHISTAN	JHALMAGSI	1	19-Apr-20	19-Apr-20	
			ZHOB	2	22-Feb-20	13-Apr-20	
			NSIRABAD	2	3-Jan-20	13-Apr-20	
			PISHIN	2	31-Jan-20	31-Mar-20	
			SOHBATPUR	1	12-Feb-20	12-Feb-20	
			JAFARABAD	1	12-Feb-20	12-Feb-20	
			SIBI	1	7-Feb-20	7-Feb-20	
			DGKHAN	2	18-Jan-20	4-May-20	
			KAMBAR	3	8-Jan-20	11-Apr-20	
			GHOTKI	2	2-Mar-20	3-Apr-20	
		PUNJAB	KHAIRPUR	1	27-Mar-20	27-Mar-20	
			JACOBABAD	3	7-Feb-20	16-Mar-20	
			NFEROZ	2	8-Feb-20	22-Feb-20	
			SHIKARPUR	1	11-Feb-20	11-Feb-20	
			KASHMORE	2	16-Jan-20	3-Feb-20	
			T.ALlahHYAR	1	7-Jan-20	7-Jan-20	
			SUJAWAL	1	7-Jan-20	7-Jan-20	
			BADIN	1	1-Jan-20	1-Jan-20	
<b>2020 Total</b>				<b>49</b>	<b>1-Jan-20</b>	<b>4-May-20</b>	
2019	KHYBER PAKHTUNKHWA		LAKKIMRWT	32	27-May-19	31-Dec-19	
		DIKHAN	4	5-May-19	21-Dec-19		
		MOHMAND	1	20-Dec-19	20-Dec-19		
		TANK	6	11-Oct-19	18-Dec-19		
		BANNU	26	15-Jan-19	30-Nov-19		
		SWABI	1	17-Nov-19	17-Nov-19		
		WAZIR-N	9	4-Apr-19	10-Oct-19		
		TORGHAR	7	25-May-19	13-Sep-19		
		WAZIR-S	1	20-Aug-19	20-Aug-19		
		HANGU	2	20-Jan-19	28-Jul-19		
		CHARSADA	1	21-Jul-19	21-Jul-19		
		SHANGLA	1	18-May-19	18-May-19		
		KHYBER	1	14-Feb-19	14-Feb-19		
		BAJOUR	1	18-Jan-19	18-Jan-19		
		BALOCHISTAN	KABDULAH	5	9-Jun-19	31-Dec-19	
			JAFARABAD	3	28-May-19	18-Dec-19	
			NSIRABAD	1	5-Dec-19	5-Dec-19	
			MASTUNG	1	18-Nov-19	18-Nov-19	
			HARNAI	1	27-Sep-19	27-Sep-19	
			QUETTA	1	6-Jul-19	6-Jul-19	
			LAHORE	5	20-Jan-19	28-Dec-19	
		PUNJAB	DGKHAN	4	2-Dec-19	25-Dec-19	
			OKARA	1	8-Dec-19	8-Dec-19	
			MUZFARGARH	1	26-Nov-19	26-Nov-19	
			JHELUM	1	21-Jun-19	21-Jun-19	
			THATTA	1	26-Dec-19	26-Dec-19	
		SINDH	DADU	2	6-Dec-19	26-Dec-19	
			LARKANA	3	17-Apr-19	24-Dec-19	
			JAMSHORO	3	23-Aug-19	22-Dec-19	
			JACOBABAD	1	19-Dec-19	19-Dec-19	
			MIRPURKHAS	4	17-Nov-19	18-Dec-19	
			KAMBAR	3	2-Nov-19	14-Dec-19	
			BADIN	1	28-Nov-19	28-Nov-19	
			T.ALlahHYAR	1	10-Nov-19	10-Nov-19	
			KHIKAMARI	1	29-Oct-19	29-Oct-19	
			SUKKUR	1	27-Oct-19	27-Oct-19	
			KHIJAMSHEED	1	24-Oct-19	24-Oct-19	
			SBENAZIRABAD	1	19-Oct-19	19-Oct-19	
			SUJAWAL	1	25-Sep-19	25-Sep-19	
			KHIORANGI	2	20-Aug-19	26-Aug-19	
			HYDERABAD	2	20-Jul-19	5-Aug-19	
		KHIGIQBAL	1	29-Apr-19	29-Apr-19		
		KHILAYARI	1	25-Feb-19	25-Feb-19		
		<b>2019 Total</b>			<b>147</b>	<b>15-Jan-19</b>	<b>31-Dec-19</b>

Table 11: Circulating VDPV cases and date of onset of paralysis in EMR countries by districts 2019-2020

COUNTRY	YEAR	PROVINCE	DISTRICT	Count	First Case	Last Case	
AFG	2020	KUNAR	NURGAL	1	6-Apr-20	6-Apr-20	
			BEHSUD	1	28-Apr-20	28-Apr-20	
		NANGARHAR	RODAT	1	18-Apr-20	18-Apr-20	
			LALPUR	1	30-Apr-20	30-Apr-20	
			BATIKOT	1	5-Feb-20	5-Feb-20	
			SHINWAR	2	27-Mar-20	30-Apr-20	
			Muhmand Dara	2	6-Apr-20	27-Apr-20	
			Kama	2	4-Apr-20	30-Apr-20	
			Dehbala	1	18-Apr-20	18-Apr-20	
		Dar-e-Nur	1	16-Apr-20	16-Apr-20		
		BALUCHISTAN	QUETTA	1	29-Feb-20	29-Feb-20	
		PAK	2020	PUNJAB	RAWALPINDI	1	18-Jan-20
FAISALABAD	3				5-Feb-20	14-Mar-20	
KHYBER PAKHTUNKHWA	WAZIR-S			1	21-Mar-20	21-Mar-20	
	PESHAWAR			6	2-Jan-20	10-Apr-20	
	BAJOUR			3	3-Jan-20	30-Jan-20	
	KHYBER			15	12-Jan-20	1-Mar-20	
	NOWSHERA			4	18-Jan-20	1-Mar-20	
	LAKKI MARWAT			5	27-Jan-20	26-Feb-20	
	MARDAN			1	2-Jan-20	2-Jan-20	
	DIR LOWER			3	2-Feb-20	25-Mar-20	
BANNU	2	3-Jan-20	13-Feb-20				
<b>Total 2020</b>				<b>58</b>	<b>2-Jan-20</b>	<b>30-Apr-20</b>	
PAK	2019	PUNJAB	GUJRANWALA	1	22-Nov-19	22-Nov-19	
			KHYBER	3	12-Dec-19	28-Dec-19	
		KHYBER PAKHTUNKHWA	MOHMAND	3	12-Dec-19	21-Dec-19	
			BAJOUR	1	1-Dec-19	1-Dec-19	
			PESHAWAR	1	8-Dec-19	8-Dec-19	
			LAKKI MARWAT	1	13-Dec-19	13-Dec-19	
			CHARSADA	1	3-Nov-19	3-Nov-19	
			KOHISTANUPPER	1	27-Oct-19	27-Oct-19	
			KOHISTANLOWER	2	6-Oct-19	11-Oct-19	
			TORGHAR	3	4-Sep-19	17-Dec-19	
		ISLAMABAD	CDA	1	11-Sep-19	11-Sep-19	
		GILGIT BALTISTAN	DIAMER	4	7-Jul-19	28-Aug-19	
			BARI	1	8-May-19	8-May-19	
		SOM	2019	TOGDHER	1	21-Apr-19	21-Apr-19
				SOOL	1	15-Mar-19	15-Mar-19
<b>Total 2019</b>				<b>25</b>	<b>15-Mar-19</b>	<b>28-Dec-19</b>	

Figure 6: Somalia cVDPV cases by type and district 01/01/2019 - 31/12/2019



World Health Organization – Regional Office for Eastern Mediterranean

AFP SURVEILLANCE

Week 22, ending 31 May 2020

1-Jun-20

Number 1130

