

Highlights of Polio Fax Bulletin No. 1114 for Week 06 2020

I. Wild Poliovirus Transmission

Endemic countries (PAKISTAN & AFGHANISTAN): Following was reported this week:

2019

No new wild poliovirus type-1 (WPV1) cases or positive environmental samples reported this week.

2020

- 5 new wild poliovirus type-1 (WPV1) cases from Pakistan
 - 12 new positive WPV1 environmental samples from Pakistan
- a. *Human samples:* 5 new WPV1 cases reported this week. Total WPV1 cases in 2019 to date is 173 (29 from Afghanistan and 144 from Pakistan). This compares with 33 cases in 2018 in the same period (Afghanistan – 21 and Pakistan – 12). Also 5 new WPV1 cases in 2020 were reported this week from Pakistan. Total WPV1 cases in 2020 to date is 12 all from Pakistan. This compares with 6 cases in 2019 in the same period (2 from Afghanistan and 4 from Pakistan).
- Afghanistan: No new WPV1 cases were reported this week:
In 2019 to date, 29 WPV1 cases are reported. They include 9 cases from Uruzgan province, 5 cases from Hilmand province, 6 from Kandahar province, 2 each from Paktika and Farah provinces and 1 each from Kunar, Nangarhar, Badghis, Baghlan and Herat provinces. The most recent case has onset of paralysis on 7 December 2019.
 - Pakistan: Five new WPV1 cases reported this week and details are as follows:
Case (1): The case is from Badin district, Sindh province, with date of onset 1 January 2020. The case is a 36-month old female child. The child reportedly received 3 OPV doses from routine and 7+ doses from supplementary immunization activities (SIAs).
Case (2): The case is from Kambar district, Sindh province, with date of onset 8 January 2020. The case is a 42-month old female child. The child reportedly received 3 OPV doses from routine and 7+ doses from SIAs.
Case (3): The case is from Kashmore district, Sindh province, with date of onset 16 January 2020. The case is a 40-month old female child. The child reportedly received 7+ OPV doses all from SIAs and none from routine.
Case (4): The case is from Lakki Marwat district, Khyber Pakhtunkhwa (KP) province, with date of onset 21 January 2020. The case is a 9-month old female child. The child reportedly received 4 OPV doses all from SIAs and none from routine.
Case (5): The case is from Lakki Marwat district, KP province, with date of onset 22 January 2020. The case is an 18-month old male child. The child reportedly received 4 OPV doses all from SIAs and none from routine.
In 2019 to date, 144 WPV1 cases are reported from Pakistan. They include 80 from Khyber Pakhtunkhwa (KP) province, 12 from KP Tribal Districts (KPTD), 30 from Sindh province, 12 from Balochistan province and 10 from Punjab province. While in 2020, 12 WPV1 cases are reported, 6 from KP, 5 from Sindh and 1 from Balochistan provinces. The most recent case has onset of paralysis on 22 January 2020.
- b. *Environmental samples:* Twelve new WPV1 positive environmental samples reported this week – all in 2020 from Pakistan:
- Afghanistan: In 2019 to date, there are 56 wild positive environmental samples with most recent positive sample collected on 25 December 2019. In 2020 to date, 2 WPV1 positive environmental samples with most recent sample collected on 8 January 2020.
 - Pakistan: In 2019 to date, there are 375 WPV1 positive environmental samples including 9 combined (WPV1 and cVDPV2) with most recent positive sample collected on

31 December 2019. In 2020 to date, there are 24 WPV1 positive environmental samples with most recent positive sample collected on 16 January 2020.

II. Circulating Vaccine Derived Polioviruses (cVDPVs)

1. **PAKISTAN:** Three new cVDPV2 cases reported this week and details are as follows:

Case (1): The case is from Peshawar district, KP province, with date of onset 2 January 2020. The case is a 7-month old male child. The child reportedly received 5 OPV doses all from SIAs and none from routine.

Case (2): The case is from Bajour district, KP province, with date of onset 3 January 2020. The case is a 29-month old male child. The child reportedly received 3 OPV doses from routine and 7 doses from SIAs.

Case (3): The case is from Khyber district, KP province, with date of onset 12 January 2020. The case is a 10-month old male child. The child reportedly received 4 OPV doses all from SIAs and none from routine.

In 2019 to date, 22 cVDPV2 cases reported. Cases include four from Diamir district of Gilgit-Baltistan (GB) province; three each from Torgar, Khyber and Mohmand; two from Kohistan Lower; and one each from Charsadda, Kohistan Upper, Bajour, Lakki Marwat and Peshawar districts in KP; one each from Islamabad and Gujranwala district, Punjab province. In 2020 to date, 3 cVDPV2 cases reported from KP province (one each from Peshawar, Bajour and Khyber) with most recent onset on 12 January 2020.

Environment: In 2019, 29 positive environmental samples for cVDPV2, the recent most sample collected on 24 December 2019 (including nine combined WPV1 and cVDPV2).

In addition, cVDPV2 has been isolated from 16 healthy children and 7 contacts.

Advance Notification: 2 new positive cVDPV2 environmental samples from Afghanistan were recently reported, both from Jalalabad, collection dates 7 and 8 January 2020 respectively – details will be updated and shared in next week bulletin.

2. **SOMALIA:** No new cVDPV2 or cVDPV3 isolates from human, but two new positive cVDPV2 environmental samples in 2020 were reported from Banadir region this week.

In 2019 to date:

- 3 cVDPV2 cases. The most recent reported case has date of onset of paralysis on 8 May 2019.
- 1 aVDPV2 was isolated from an environmental sample collected on 3 February 2019.
- 5 cVDPVs were isolated from environmental samples with most recent positive sample collected on 22 December 2019.

In 2020 to date: 3 cVDPV2 were isolated from environmental samples most recent collected on 19 January 2020.

III. Surveillance performance indicators

In 2019, 20 of 22 member states are meeting the global target of both key surveillance indicators, namely non polio AFP rate of 2 per 100,000 children aged below 15 years and percent AFP cases with adequate specimen 80% and above.

- Djibouti has a non-polio AFP rate of 1.4
- Tunisia has a percentage of AFP cases with adequate stool specimens of 75.9%
- In Yemen there are AFP cases pending final classification more than 90 days due to delayed lab results because of delay in shipment of specimens to reference polio laboratories and high workload in the labs.

World Health Organization – Regional Office for Eastern Mediterranean

AFP SURVEILLANCE

10-Feb-20

Week 06, ending 09 February 2020

Number 1114

Table 1: Acute Flaccid Paralysis (AFP) cases by week of onset

Country	Reported AFP cases by week of onset - Week (06/20) / Ending on : 09/02/2020														
	Total AFP 2018	Total AFP 2019	Total AFP to date, 2020	W47 24 Nov 19	W48 01 Dec 19	W49 08 Dec 19	W50 15 Dec 19	W51 22 Dec 19	W52 29 Dec 19	W01 05 Jan 20	W02 12 Jan 20	W03 19 Jan 20	W04 26 Jan 20	W05 02 Feb 20	W06 09 Feb 20
Afghanistan	3378	3767	373	54	79	76	63	69	67	79	66	71	82	76	10
Bahrain	35	17	1	0	0	1	0	0	0	0	0	0	0	1	0
Djibouti	0	5	0	1	0	0	0	0	0	0	0	0	0		
Egypt	1246	1343	112	34	28	31	26	18	13	29	18	21	24	19	2
Iran	896	1070	79	33	25	24	24	17	24	20	21	26	10	2	
Iraq	1023	1157	79	36	33	31	20	25	13	23	20	11	18	9	
Jordan ****	115	113	8	2	0	4	1	1	1	1	4	0	3	0	
Kuwait	72	48	3	1	1	3	1	0	2	1	1	1	0	0	0
Lebanon ****	89	87	14	1	1	4	1	3	4	4	2	2	3	2	2
Libya	122	107	18	2	1	4	4	3	4	4	4	5	1	4	
Morocco	212	248	5	9	10	14	6	4	2	4	1	0			
Oman	28	30	1	2	1	3	1	0	1	0	1	0	0	0	0
Pakistan	12276	15157	1123	340	325	353	351	306	282	339	306	293	217	44	0
Palestine ****	44	62	3	2	3	1	0	2	1	0	1	0	2	0	
Qatar	10	9	0	0	0	0	0	2	0	0	0	0	0	0	0
Saudi Arabia	242	236	0	5	3	5	4	4	4	1	0	0	0	0	0
Somalia	353	361	44	5	3	11	7	4	5	10	6	7	13	9	0
Sudan	579	608	48	14	13	6	17	17	5	14	10	12	10	4	0
Syria ****	362	377	39	13	9	11	16	8	3	7	6	10	11	8	
Tunisia	68	79	1	2	2	0	0	2	0	1	0	0	0	0	
U.A.E	40	50	3	1	4	1	1	0	2	2	0	1	0		
Yemen	730	780	46	15	14	26	19	10	25	8	16	13	7	3	
Total EMR	21920	25711	2000	572	555	609	562	495	458	547	483	473	401	181	14

No data = No report received

Table 2: Confirmed polio cases by month of onset

Country	Total year 2018	Total year 2019	09/02		Confirmed polio cases by month of onset											
			2019	2020	March 2019	April 2019	May 2019	June 2019	July 2019	August 2019	September 2019	October 2019	November 2019	December 2019	January 2020	February 2020
Afghanistan	21	29	2	0	3	1	5	1	2	2	3	1	7	1		
Bahrain	0	0	0	0	0	0	0	0	0	0	0	0	0	0	0	0
Djibouti	0	0	0	0	0	0	0	0	0	0	0	0	0	0	0	
Egypt	0	0	0	0	0	0	0	0	0	0	0	0				
Iran	0	0	0	0	0	0	0	0	0	0	0	0	0	0		
Iraq	0	0	0	0	0	0	0	0	0	0	0	0				
Jordan ****	0	0	0	0	0	0	0	0	0	0	0	0	0	0		
Kuwait	0	0	0	0	0	0	0	0	0	0	0	0	0		0	
Lebanon ****	0	0	0	0	0	0	0	0	0	0	0	0				
Libya	0	0	0	0	0	0	0	0	0	0	0	0	0	0		
Morocco	0	0	0	0		0	0	0	0	0	0	0	0			
Oman	0	0	0	0	0	0	0	0	0	0	0	0	0			
Pakistan	12	144	4	12	0	11	11	16	12	14	5	16	23	30	12	
Palestine ****	0	0	0	0	0	0	0	0	0	0	0	0	0	0		
Qatar	0	0	0	0	0	0	0	0	0	0	0	0	0	0	0	
Saudi Arabia	0	0	0	0	0	0	0	0	0	0	0	0	0	0	0	
Somalia	0	0	0	0	0	0	0	0	0	0	0	0	0	0		
Sudan	0	0	0	0	0	0	0	0	0	0	0	0	0	0		
Syria ****	0	0	0	0	0	0	0	0	0	0	0	0	0	0		
Tunisia	0	0	0	0	0	0	0	0	0	0	0	0				
U.A.E	0	0	0	0	0	0	0	0	0	0	0					
Yemen	0	0	0	0	0											
Total EMR	33	173	6	12	3	12	16	17	14	16	8	17	30	31	12	0

**** UNRWA cases are included with those of country of residence

AFP SURVEILLANCE

Week 06, ending 9 February 2020

10-Feb-20

Number 1114

Table 3: Investigation of AFP cases with paralysis onset in 2019 & 2020 up to Week (06/20) / Ending on : 09/02/2020

COUNTRY	2019												2020												Latest line List Date
	AFP									Specimen	Wild cases ****		AFP									Specimen	Wild cases ****		
	Total AFP cases onset 2019	Case classification					Non polio AFP rate **	AFP cases pending classification > 90 days from onset of paralysis	AFP cases pending classification and lab > 90 days from onset of paralysis		% with *** adequate specimens	Wild P1 Poliovirus	Wild P3 Poliovirus	Total AFP cases onset 2020	Case classification					Annualized Non polio AFP rate **	AFP cases pending classification > 90 days from onset of paralysis		AFP cases pending classification and lab > 90 days from onset of paralysis	% with *** adequate specimens	
		Total Confirmed Polio Cases *	Polio Compatible	Pending Classification	Discarded (non polio AFP)	VDPV				Total Confirmed Polio Cases *					Polio Compatible	Pending Classification	Discarded (non polio AFP)	VDPV							
Afghanistan	3767	29	1	21	3716	0	18.5	8	0	94.1	29	0	373	0	0	198	175	0	16.8	0	0	97.1	0	0	09/02/2020
Bahrain	17	0	0	4	13	0	5.9	2	0	100.0	0	0	1	0	0	1	0	0	3.1	0	0	100.0	0	0	09/02/2020
Djibouti	5	0	0	5	0	0	1.4	4	0	80.0	0	0	0	0	0	0	0	0	0.0	0	0		0	0	26/01/2019
Egypt	1343	0	0	13	1330	0	3.6	0	0	93.1	0	0	112	0	0	76	36	0	2.7	0	0	82.1	0	0	06/02/2020
Iran	1070	0	0	0	1069	1	5.2	0	0	97.1	0	0	79	0	0	29	50	0	3.5	0	0	100.0	0	0	08/02/2020
Iraq	1157	0	0	13	1144	0	7.4	3	0	94.3	0	0	79	0	0	33	46	0	4.5	0	0	91.1	0	0	08/02/2020
Jordan	113	0	0	0	113	0	3.9	0	0	100.0	0	0	8	0	0	4	4	0	1.9	0	0	100.0	0	0	06/02/2020
Kuwait	48	0	0	0	48	0	5.4	0	0	89.6	0	0	3	0	0	0	3	0	3.1	0	0	100.0	0	0	09/02/2020
Lebanon	87	0	0	16	71	0	4.7	8	0	89.7	0	0	14	0	0	14	0	0	6.9	0	0	71.4	0	0	07/02/2020
Libya	107	0	0	1	106	0	4.3	0	0	98.1	0	0	18	0	0	17	1	0	6.6	0	0	100.0	0	0	08/02/2020
Morocco	248	0	0	24	224	0	2.8	14	0	82.7	0	0	5	0	0	5	0	0	0.5	0	0	80.0	0	0	19/01/2020
Oman	30	0	0	1	29	0	2.7	0	0	86.7	0	0	1	0	0	1	0	0	0.8	0	0	100.0	0	0	09/02/2020
Pakistan	15157	144	2	470	14519	22	19.2	208	0	86.9	144	0	1123	12	0	463	645	3	12.9	0	0	89.4	12	0	09/02/2020
Palestine	62	0	0	11	51	0	3.3	2	0	98.4	0	0	3	0	0	3	0	0	1.5	0	0	100.0	0	0	02/02/2020
Qatar	9	0	0	2	7	0	2.5	0	0	88.9	0	0	0	0	0	0	0	0	0.0	0	0		0	0	09/02/2020
Saudi Arabia	236	0	0	20	216	0	2.8	0	0	93.2	0	0	0	0	0	0	0	0	0.0	0	0		0	0	09/02/2020
Somalia	361	0	0	4	354	3	5.7	3	0	95.6	0	0	44	0	0	28	16	0	5.0	0	0	97.7	0	0	09/02/2020
Sudan	608	0	0	8	600	0	3.4	2	0	96.4	0	0	48	0	0	21	27	0	2.3	0	0	95.8	0	0	09/02/2019
Syria	377	0	0	0	377	0	4.8	0	0	88.1	0	0	39	0	0	29	10	0	4.5	0	0	100.0	0	0	08/02/2020
Tunisia	79	0	0	3	75	1	2.9	0	0	75.9	0	0	1	0	0	1	0	0	0.3	0	0	100.0	0	0	07/02/2019
U.A.E	50	0	0	17	33	0	4.0	6	1	90.0	0	0	3	0	0	3	0	0	2.2	0	0	100.0	0	0	30/01/2020
Yemen	780	0	0	329	451	0	5.5	204	180	89.0	0	0	46	0	0	46	0	0	3.0	0	0	100.0	0	0	05/02/2020
EMR	25711	173	3	962	24546	27	10.1	464	181	89.6	173	0	2000	12	0	972	1013	3	7.1	0	0	91.8	12	0	
2018	21920	33	1	86	21785	15	8.7	86	80	89.8	33	0													

* Confirmed polio cases refer to wild isolation from AFP cases or from contacts of negative index AFP cases

** Non-polio AFP per 100,000 children <15 years

*** Adequate here refers to two stool specimens collected at least 24 hours apart, within 14 days of paralysis onset and specimens received in the lab in Good Condition

**** AFP cases co infected with P1 and P3 are counted separately as wild isolates

World Health Organization – Regional Office for Eastern Mediterranean
AFP SURVEILLANCE
Week 06, ending 9 February 2020

10-Feb-20
Number 1114

COUNTRY	2019						2020					
	# OF CONTACTS	LAB RESULTS					# OF CONTACTS	LAB RESULTS				
		WILD	VDPV	SL	NPEV	PENDING		WILD	VDPV	SL	NPEV	PENDING
AFG	1138	8	0	48	202	1	66	0	0	0	1	21
BAH	0	0	0	0	0	0	0	0	0	0	0	0
DJI	1	0	0	0	0	0	0	0	0	0	0	0
EGY	498	0	0	8	57	0	20	0	0	0	0	5
IRN	213	0	0	4	7	0	0	0	0	0	0	0
IRQ	603	0	0	10	39	6	40	0	0	0	1	31
JOR	0	0	0	0	0	0	0	0	0	0	0	0
KUW	0	0	0	0	0	0	0	0	0	0	0	0
LEB	24	0	0	0	3	2	0	0	0	0	0	0
LIB	6	0	0	0	3	0	0	0	0	0	0	0
MOR	79	0	0	3	1	29	0	0	0	0	0	0
OMA	79	0	0	2	28	1	6	0	0	0	0	6
PAK	5497	26	7	246	959	5	639	6	0	29	34	267
PAL	0	0	0	0	0	0	0	0	0	0	0	0
QAT	0	0	0	0	0	0	0	0	0	0	0	0
SAA	44	0	0	1	0	0	0	0	0	0	0	0
SOM	1078	0	1	45	140	14	142	0	0	2	11	83
SUD	402	0	0	0	31	90	22	0	0	0	2	14
SYR	813	0	0	23	36	0	83	0	0	0	0	52
TUN	26	0	0	0	2	0	0	0	0	0	0	0
UAE	0	0	0	0	0	0	0	0	0	0	0	0
YEM	422	0	0	0	0	219	24	0	0	0	0	24
EMR	10923	34	8	390	1508	367	1042	6	0	31	49	503

Table 4 (B): Most recent wild contacts in EMRO, 2019-2020

Year	Country	Data	
		Count of wild contacts	Date of Most Recent stool collection
2020	Pakistan	6	21/Jan/20
2020 Total		6	21/Jan/20
2019	Afghanistan	8	17/Aug/19
	Pakistan	26	26/Dec/19
2019 Total		34	26/Dec/19

Table 4 (C): Number of distribution by district of -ve index AFP cases identified as wild positive by contact in EMR, 2019-2020

YEAR	COUNTRY	PROVINCE	DISTRICT	COUNT	First case	Last case	
2019	AFG	URUZGAN	TIRINKOT	1	2-Aug-19	2-Aug-19	
			MUSAQALAH	1	05-Jun-19	05-Jun-19	
			SANGIN	1	06-Mar-19	06-Mar-19	
	PAK	PUNJAB	DG KHAN	2	2-Dec-19	10-Dec-19	
			KHIORANGI	1	28-Aug-19	28-Aug-19	
		SINDH	SUJAWAL	1	25-Sep-19	25-Sep-19	
			JAMSHORO	1	09-Oct-19	09-Oct-19	
			T. ALLAHYAR	1	10-Nov-19	10-Nov-19	
			KAMBAR	1	02-Nov-19	02-Nov-19	
			MIRPURKHAS	2	01-Dec-19	18-Dec-19	
			LARKANA	1	24-Dec-19	24-Dec-19	
			JACOBABAD	1	19-Dec-19	19-Dec-19	
			BALOCHSITAN	MASTUNG	1	18-Nov-19	18-Nov-19
				KILLABDULLAH	2	2-Jul-19	19-Nov-19
			KHYBER PAKHTUNKHWA (KP)	BANNU	1	13-Nov-19	13-Nov-19
				SWABI	1	17-Nov-19	17-Nov-19
				TANK	1	30-Oct-19	30-Oct-19
	LAKKIMRWAT	3		27-May-19	04-Oct-19		
	TORGHAR	1		25-May-19	25-May-19		
	2019 Total				24	06-Mar-19	24-Dec-19

Table 5: Laboratory investigation of AFP cases with paralysis onset in 2020 up to Week (06/2020) / Ending on : (09/02/2020)

Country	Polio laboratories (ITD / Nucleotide Sequencing (Nucleotide Sequencing performed by EGY, PAK, TUN, CDC and RIVM laboratories))	AFP cases with specimens	Preliminary virus isolation results of AFP cases						Poliovirus intratypic differentiation results #											Indicators				Latest report Date		
			Referred for ITD		NPEV only	Negative	Pending		Type 1			Type 2			Type 3			Discordant pending sequence	NPEV by PCR	Non-EV	Pending ITD	% specimens positive for NPEV*	% AFP cases with culture results within 14 days		% AFP cases with ITD results within 7 days	% AFP cases with ITD results within 45 days of onset**
			L20B+	L20B+/NPEV			received < / = 14 days	received > 14 days ago	Wild	Sabin	VDPV	Wild	Sabin	VDPV	Wild	Sabin	VDPV									
Afghanistan	RRL Pakistan	271	7	1	18	154	91			6						7						7%	100%	100%	100%	09/02/2020
Bahrain	NPL Oman / CDC																									27/01/2020
Djibouti	NPL Kenya / CDC																									26/01/2020
Egypt***	RRL Egypt	108		1	4	54	45	4									1					7%	100%	100%	100%	06/02/2020
Iran	NPL Iran / CDC	114	1			73	39	1	1													0%	100%	100%	100%	09/02/2020
Iraq	RRL Egypt	80			6	43	29	2														11%	100%		100%	07/02/2020
Jordan	NPL Jordan / RRL EGYPT	7			1	5	1															17%	100%		100%	09/02/2020
Kuwait	RRL Kuwait / RIVM	2				2																0%	100%		100%	06/02/2020
Lebanon	NPL Jordan / RRL EGYPT	9				3	6															0%	100%		100%	09/02/2020
Libya	RRL Tunisia / RIVM	14				2	8	4														0%	100%		100%	01/02/2020
Morocco	NPL Morocco / RRL Tunisia	10				8	2															0%	100%		100%	07/02/2020
Oman	NPL Oman / CDC	1						1														50%				27/01/2020
Pakistan	RRL Pakistan	1072	82	5	61	576	334	10	12	16			3		28					39		7%	100%	100%	100%	09/02/2020
Palestine & UNRWA		3				1	1	1														0%	0%		100%	02/02/2020
Qatar	NPL Oman / CDC																									27/01/2020
Saudi Arabia	NPL Saudi Arabia / CDC	14				9	4	1														0%	100%			09/02/2020
Somalia	NPL Kenya / CDC	44			5	11	18	10														31%	0%		100%	09/02/2020
Sudan	NPL Sudan / RRL Egypt	47			1	19	19	8														8%	100%			09/02/2020
Syria	NPL Syria / RRL Egypt	30	1			9	13	7														0%	100%			06/02/2020
Tunisia	RRL Tunisia																									01/02/2020
U.A.E	NPL Oman / CDC																									27/01/2020
Yemen	NPL Kenya / CDC																									05/02/2020
Total EMR 2020		1826	91	7	96	969	610	49	12	23			3		35		1		39		7%	98%	100%	100%		
Total EMR 2019		24649	1043	98	3603	19771	34	83	149	565	1		39	24	618	1	3	21	6	10	12%	95%	99%	97%		

* Specimens from all sources including non-AFP cases, excluding environmental samples

** This indicator reflects surveillance and laboratory activities

Table 6: Environmental isolate by year and type

COUNTRY	LAB RESULTS	2016	2017	2018	2019	2020
AFG	Wild	2	42	83	56	2
	EV/SL	177	265	248	196	2
	Negative	6	9	5	3	
	Pending				4	24
AFG Total		185	316	336	259	28
EGY	EV/SL	492	481	508	666	32
	Negative	36	41	32	34	3
	Pending					16
EGY Total		528	522	540	700	51
IRN	Wild				3	
	EV/SL		5	51	65	
	Negative		1	3	3	
IRN Total			6	54	71	
JOR	EV/SL	2	29	36	36	1
	Negative		2			1
	Pending					1
JOR Total		2	31	36	36	3
KUW	EV/SL			3	3	
	Pending				8	
KUW Total				3	11	
LEB	EV/SL	2	26	44	44	
	Negative	2	1	1	3	
	Pending					4
LEB Total		4	27	45	47	4
PAK	Wild	60	106	139	366	24
	Wild+cVDPV2	2			9	
	cVDPV2	2			20	
	aVDPV2	3	4		1	
	EV/SL	456	523	531	411	12
	Negative	6		3	4	2
PAK Total		529	633	673	831	72
SOM	cVDPV2		2	19	5	3
	cVDPV3			11		
	aVDPV2			2	1	
	EV/SL		20	43	28	3
	Negative		14	138	29	2
SOM Total			36	213	63	12
SUD	EV/SL			15	41	
	Negative				1	
	Pending				18	5
SUD Total				15	60	5
SYR	EV/SL		4	81	155	8
	Negative			21	30	3
	Pending					8
SYR Total			4	102	185	19
TOTAL		1248	1575	2017	2263	194

Table 7: Environmental Wild/VDPV isolate by site 2019-2020

YEAR	COUNTRY	LAB RESULTS	PROVINCE	Count	First date	Last date	
2019	AFG	Wild	HILMAND	19	6/Jan/19	25/Dec/19	
			KANDAHAR	24	6/Jan/19	25/Dec/19	
			NANGARHAR	13	26/Jan/19	25/Dec/19	
	AFG Total				56	6/Jan/19	25/Dec/19
	IRN	Wild	S & B	3	22/Apr/19	20/May/19	
	IRN Total				3	22/Apr/19	20/May/19
	PAK	Wild	BALUCHISTAN	72	1/Jan/19	20/Dec/19	
			FATA	8	15/Jan/19	4/Dec/19	
			ISLAMABAD	3	12/Apr/19	21/Aug/19	
			KPAKHTUNKHWA	31	8/Jan/19	28/Dec/19	
			PUNJAB	97	5/Jan/19	17/Dec/19	
			SINDH	155	2/Jan/19	20/Dec/19	
		Wild+cVDPV2	FATA	1	31/Dec/19	31/Dec/19	
			PUNJAB	4	6/Aug/19	15/Nov/19	
			SINDH	4	7/Oct/19	18/Dec/19	
		cVDPV2	GBALISTAN	5	24/Aug/19	6/Nov/19	
			ISLAMABAD	1	12/Nov/19	12/Nov/19	
	KPAKHTUNKHWA		7	9/Oct/19	24/Dec/19		
	PUNJAB		7	21/Aug/19	16/Dec/19		
aVDPV2	PUNJAB	1	11/Apr/19	11/Apr/19			
PAK Total				396	1/Jan/19	31/Dec/19	
SOM	cVDPV2	BANADIR	5	10/Nov/19	22/Dec/19		
		BANADIR	1	3/Feb/19	3/Feb/19		
SOM Total				6	3/Feb/19	22/Dec/19	
2019 Total				461	1/Jan/19	31/Dec/19	
2020	AFG	Wild	HILMAND	1	1/Jan/20	1/Jan/20	
			NANGARHAR	1	8/Jan/20	8/Jan/20	
	AFG Total				2	1/Jan/20	8/Jan/20
	PAK	Wild	BALUCHISTAN	4	1/Jan/20	15/Jan/20	
			PUNJAB	4	4/Jan/20	15/Jan/20	
			SINDH	16	3/Jan/20	16/Jan/20	
PAK Total				24	1/Jan/20	16/Jan/20	
SOM	cVDPV2	BANADIR	3	5/Jan/20	19/Jan/20		
SOM Total				3	5/Jan/20	19/Jan/20	
2020 Total				29	1/Jan/20	19/Jan/20	
TOTAL				490	1/Jan/19	19/Jan/20	

Figure 1: Non Polio AFP Rate and Wild Virus in EMR 01/01/2020 - 09/02/2020

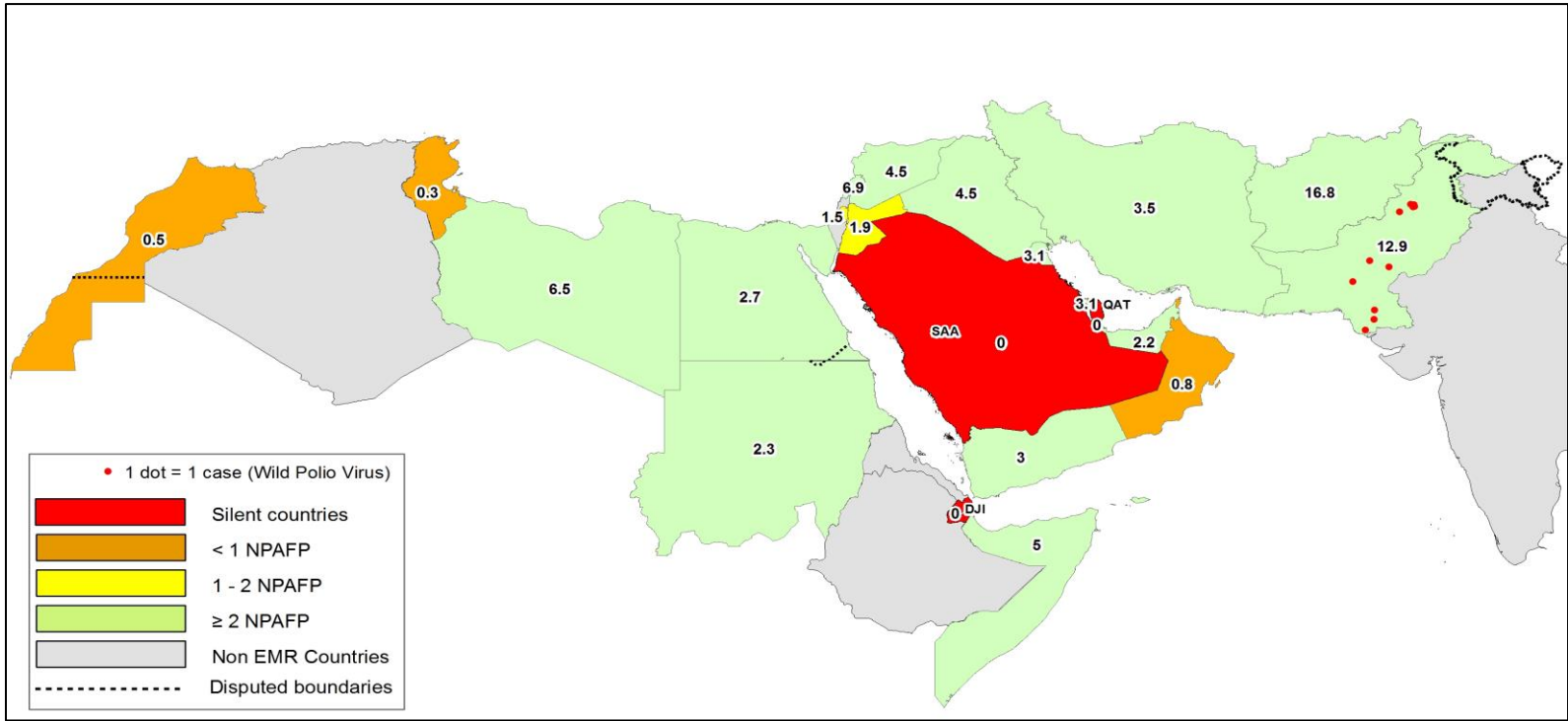


Figure 2: Percent of AFP cases with Adequate Samples & Compatible Cases in EMR 01/01/2020 - 09/02/2020

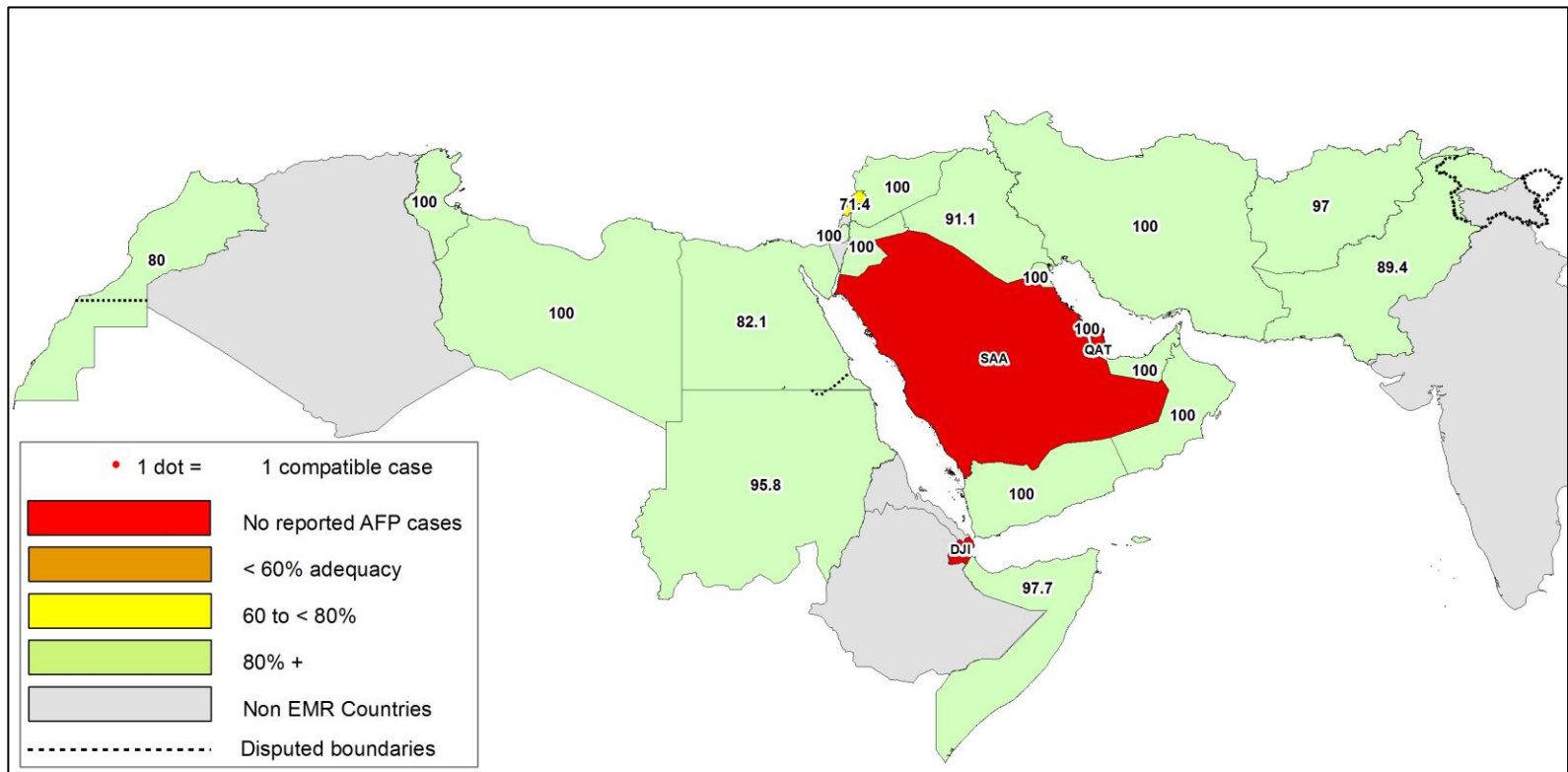


Table 8: Wild polio cases by country and date of onset of paralysis in EMR, 2019 - 2020

Year	COUNTRY	Count	First Case	Last Case
2020	PAK	12	1-Jan-20	22-Jan-20
2020 Total		12	1-Jan-20	22-Jan-20
2019	AFG	29	4-Jan-19	7-Dec-19
	PAK	144	15-Jan-19	31-Dec-19
2019 Total		173	4-Jan-19	31-Dec-19

Figure 3: Non Polio AFP rate by Province in Afghanistan & by District in Pakistan 01/01/2020 - 09/02/2020

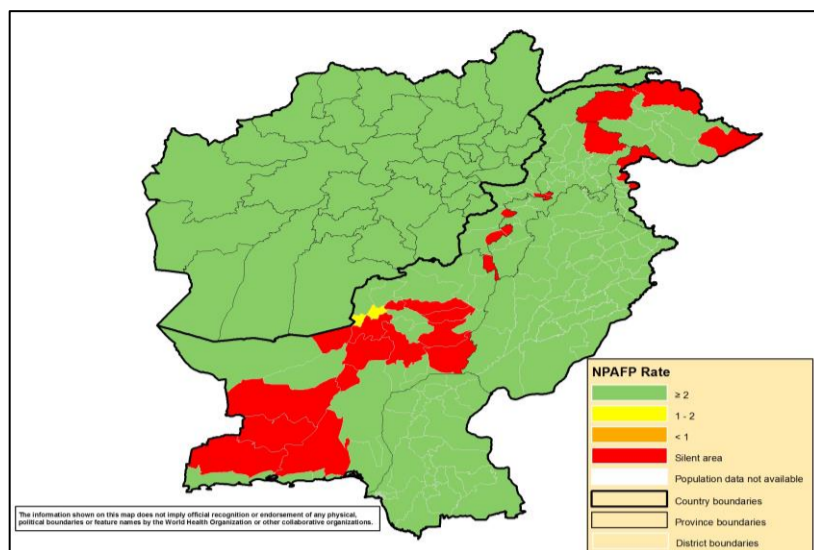


Figure 4: Percent of AFP cases with Adequate Samples in Afghanistan by Province & Pakistan by District 01/01/2020 - 09/02/2020

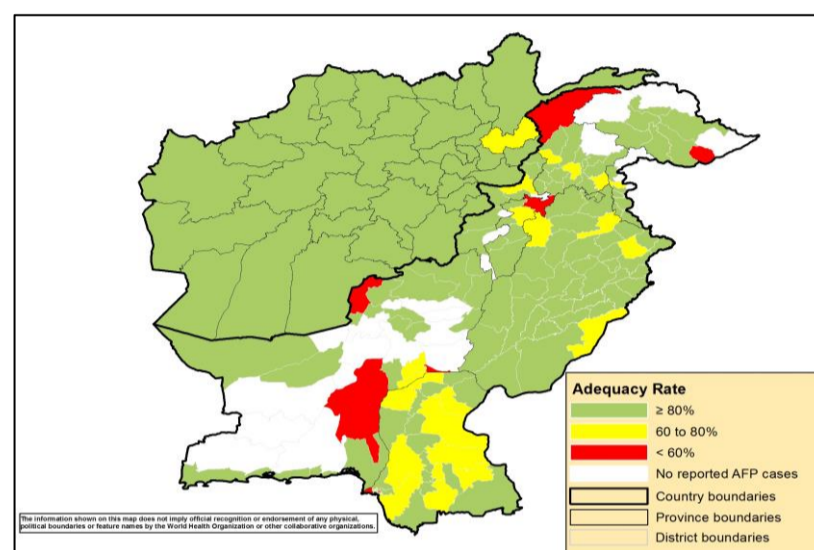
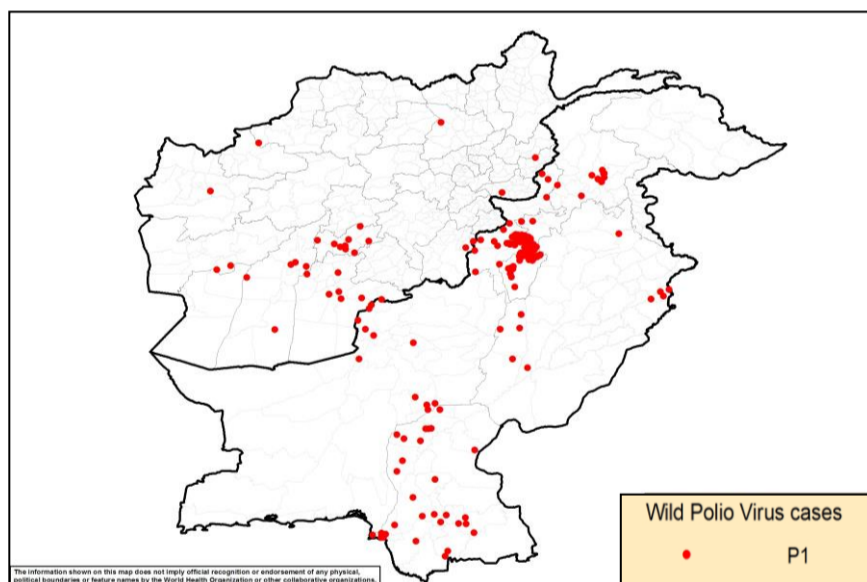
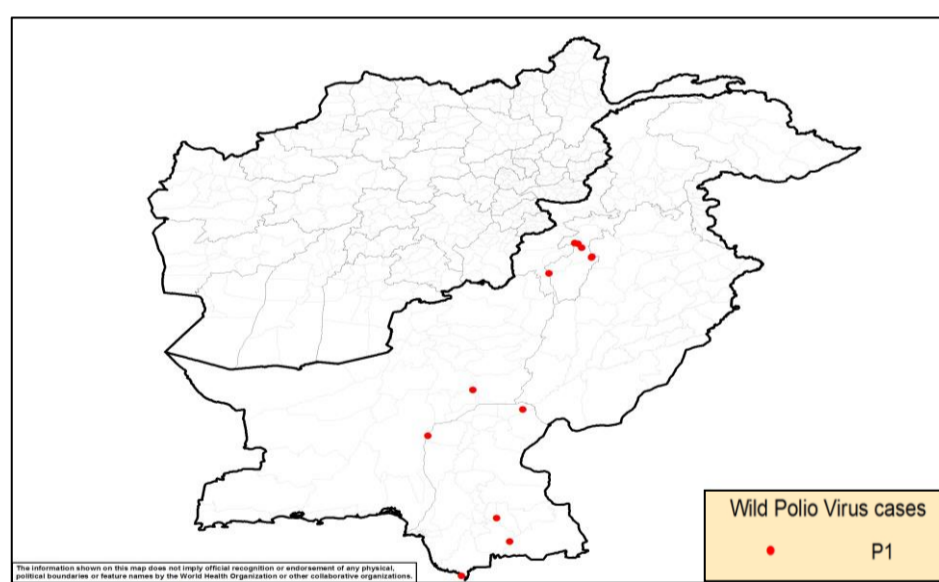


Figure 5: Wild Virus Cases by Type & District in Afghanistan & Pakistan

5(a) 01/01/2019 - 31/12/2019



5(b) 01/01/2020 - 09/02/2020



World Health Organization – Regional Office for Eastern Mediterranean

AFP SURVEILLANCE

Week 06, ending 9 February 2020

10-Feb-20

Number 1114

Table 9: Wild Polio cases by district and date of onset of paralysis, Afghanistan 2019-2020

ONSETYR	PROVINCE	DISTRICT	Count	First case	Last case
2019	KANDAHAR	SHAHWALIKOT	1	7-Dec-19	7-Dec-19
		SPINBOLDAK	2	4-Jan-19	22-Nov-19
		KANDAHAR	2	17-Aug-19	10-Nov-19
		GHORAK	1	12-Jan-19	12-Jan-19
	FARAH	BAKWA	2	14-Nov-19	25-Nov-19
	HIRAT	PASHTUNZARGHUN	1	19-Nov-19	19-Nov-19
	BAGHLAN	PUL-E- KHUMRI	1	14-Nov-19	14-Nov-19
	URUZGAN	KHASURUZGAN	1	2-Nov-19	2-Nov-19
		TIRINKOT	4	19-May-19	2-Aug-19
		CHORA	3	20-Mar-19	23-Jul-19
		SHAHID-E-HASSAS	1	25-Feb-19	25-Feb-19
	BADGHIS	BALAMURGHAB	1	17-Oct-19	17-Oct-19
	PAKTIKA	BERMEL	2	15-Sep-19	28-Sep-19
	NANGARHAR	KHOGYANI	1	18-Sep-19	18-Sep-19
	HILMAND	GARMSER	1	26-May-19	26-May-19
		MUSAQALAH	1	5-May-19	5-May-19
		NAWZAD	1	3-Apr-19	3-Apr-19
		WASHER	1	23-Mar-19	23-Mar-19
		SANGIN	1	6-Mar-19	6-Mar-19
	KUNAR	WATAPUR	1	8-May-19	8-May-19
2019 Total			29	4-Jan-19	7-Dec-19

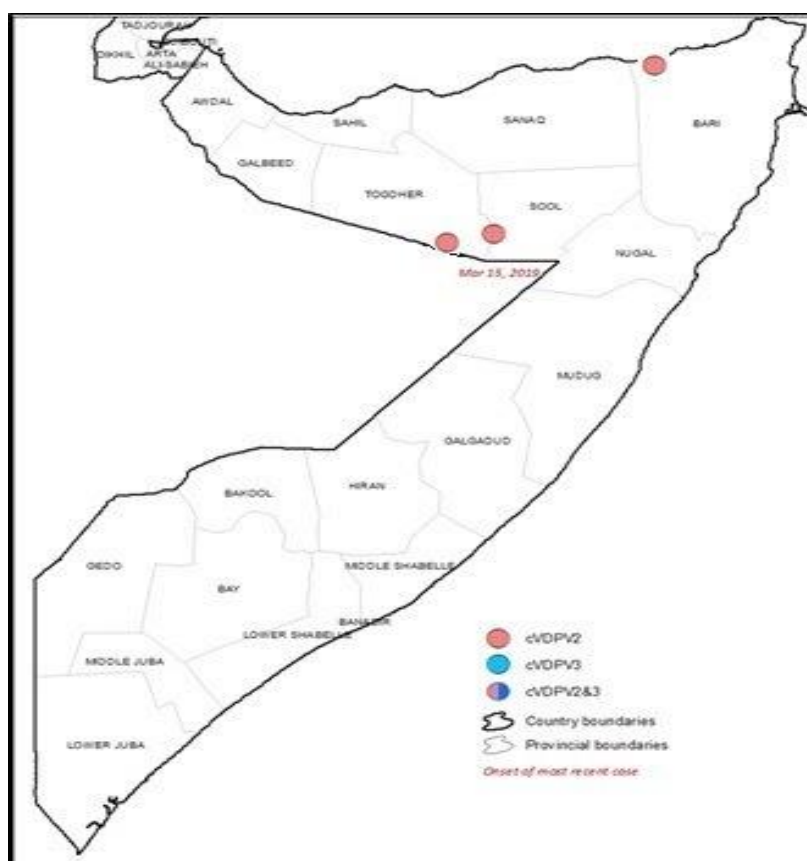
Table 10: Wild Polio cases by district and date of onset of paralysis, Pakistan 2019-2020

ONSETYR	PROVINCE	DISTRICT	Count	First case	Last case	
2020	KHYBER PAKHTUNKHWA	LAKKIMRWT	5	2-Jan-20	22-Jan-20	
		TANK	1	11-Jan-20	11-Jan-20	
	SINDH	KASHMORE	1	16-Jan-20	16-Jan-20	
		KAMBAR	1	8-Jan-20	8-Jan-20	
		SUJAWAL	1	7-Jan-20	7-Jan-20	
		T.ALLAHYAR	1	7-Jan-20	7-Jan-20	
	BADIN	1	1-Jan-20	1-Jan-20		
BALOCHISTAN	NSIRABAD	1	3-Jan-20	3-Jan-20		
2020 Total			12	1-Jan-20	22-Jan-20	
2019	BALOCHISTAN	KABDULAH	5	9-Jun-19	31-Dec-19	
		JAFARABAD	3	28-May-19	18-Dec-19	
		NSIRABAD	1	5-Dec-19	5-Dec-19	
		MASTUNG	1	18-Nov-19	18-Nov-19	
		HARNAI	1	27-Sep-19	27-Sep-19	
		QUETTA	1	6-Jul-19	6-Jul-19	
	KHYBER PAKHTUNKHWA	LAKKIMRWT	32	27-May-19	31-Dec-19	
		DIKHAN	4	5-May-19	21-Dec-19	
		TANK	6	11-Oct-19	18-Dec-19	
		BANNU	26	15-Jan-19	30-Nov-19	
		SWABI	1	17-Nov-19	17-Nov-19	
		TORGHAR	7	25-May-19	13-Sep-19	
		HANGU	2	20-Jan-19	28-Jul-19	
		CHARSADA	1	21-Jul-19	21-Jul-19	
		SHANGLA	1	18-May-19	18-May-19	
		SINDH	THATTA	1	26-Dec-19	26-Dec-19
			DADU	2	6-Dec-19	26-Dec-19
			LARKANA	3	17-Apr-19	24-Dec-19
			JAMSHORO	3	23-Aug-19	22-Dec-19
			JACOBABAD	1	19-Dec-19	19-Dec-19
	MIRPURKHAS		4	17-Nov-19	18-Dec-19	
	KAMBAR		3	2-Nov-19	14-Dec-19	
	BADIN		1	28-Nov-19	28-Nov-19	
	T.ALLAHYAR		1	10-Nov-19	10-Nov-19	
	KHIKAMARI		1	29-Oct-19	29-Oct-19	
	SUKKUR		1	27-Oct-19	27-Oct-19	
	KHIJAMSHEED		1	24-Oct-19	24-Oct-19	
	SBENAZIRABAD		1	19-Oct-19	19-Oct-19	
	SUJAWAL		1	25-Sep-19	25-Sep-19	
	PUNJAB	KHIORANGI	2	20-Aug-19	26-Aug-19	
		HYDERABAD	2	20-Jul-19	5-Aug-19	
		KHIGIQBAL	1	29-Apr-19	29-Apr-19	
		KHILAYARI	1	25-Feb-19	25-Feb-19	
		DGKHAN	4	2-Dec-19	25-Dec-19	
		MUZFARGARH	1	26-Nov-19	26-Nov-19	
		LAHORE	4	20-Jan-19	22-Jun-19	
		JHELMUM	1	21-Jun-19	21-Jun-19	
	KP TRIBAL DISTRICTS	MOHMAND	1	20-Dec-19	20-Dec-19	
		WAZIR-S	1	20-Aug-19	20-Aug-19	
		WAZIR-N	8	4-Apr-19	21-Jul-19	
KHYBER		1	14-Feb-19	14-Feb-19		
BAJOUR		1	18-Jan-19	18-Jan-19		
2019 Total			144	15-Jan-19	31-Dec-19	

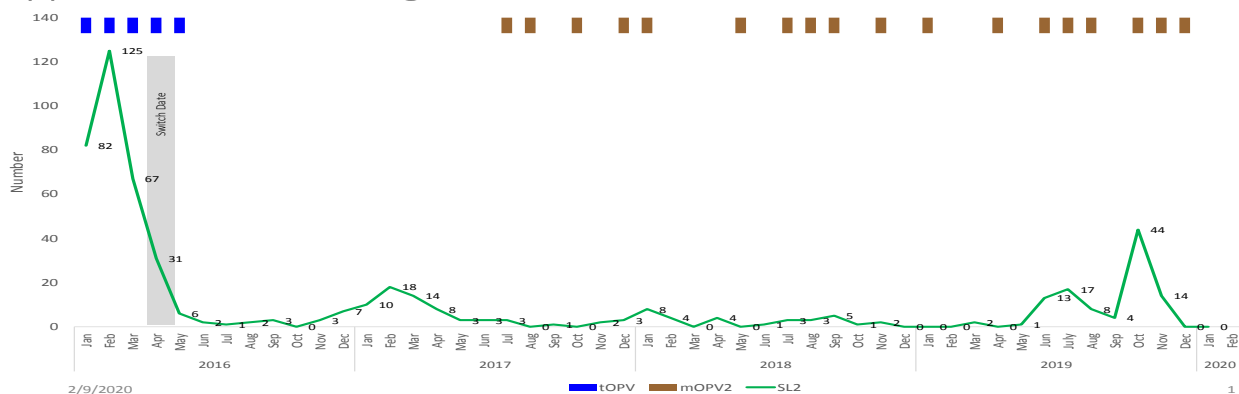
Table 11: Circulating VDPV cases and date of onset of paralysis in EMR countries by districts 2019-2020

COUNTRY	YEAR	PROVINCE	DISTRICT	cVDPV2		
				Count	First Case	Last Case
PAK	2020	KHYBER PAKHTUNKHWA	PESHAWAR	1	02-Jan-20	02-Jan-20
			BAJOUR	1	03-Jan-20	03-Jan-20
			KHYBER	1	12-Jan-20	12-Jan-20
Total 2020				3	2-Jan-20	12-Jan-20
PAK	2019	PUNJAB	GUJRANWALA	1	22-Nov-19	22-Nov-19
			KHYBER	3	12-Dec-19	28-Dec-19
			MOHMAND	3	12-Dec-19	21-Dec-19
			BAJOUR	1	1-Dec-19	1-Dec-19
		KHYBER PAKHTUNKHWA	PESHAWAR	1	8-Dec-19	8-Dec-19
			LAKKI MARWAT	1	13-Dec-19	13-Dec-19
			CHARSADA	1	3-Nov-19	3-Nov-19
			KOHISTANUPPER	1	27-Oct-19	27-Oct-19
			KOHISTANLOWER	2	6-Oct-19	11-Oct-19
		TORGHAR	3	4-Sep-19	17-Dec-19	
		ISLAMABAD	CDA	1	11-Sep-19	11-Sep-19
		GILGIT BALTISTAN	DIAMER	4	7-Jul-19	28-Aug-19
		SOM			BARI	1
TOGDHER	1				21-Apr-19	21-Apr-19
SOOL	1				15-Mar-19	15-Mar-19
Total 2019				25	15-Mar-19	28-Dec-19

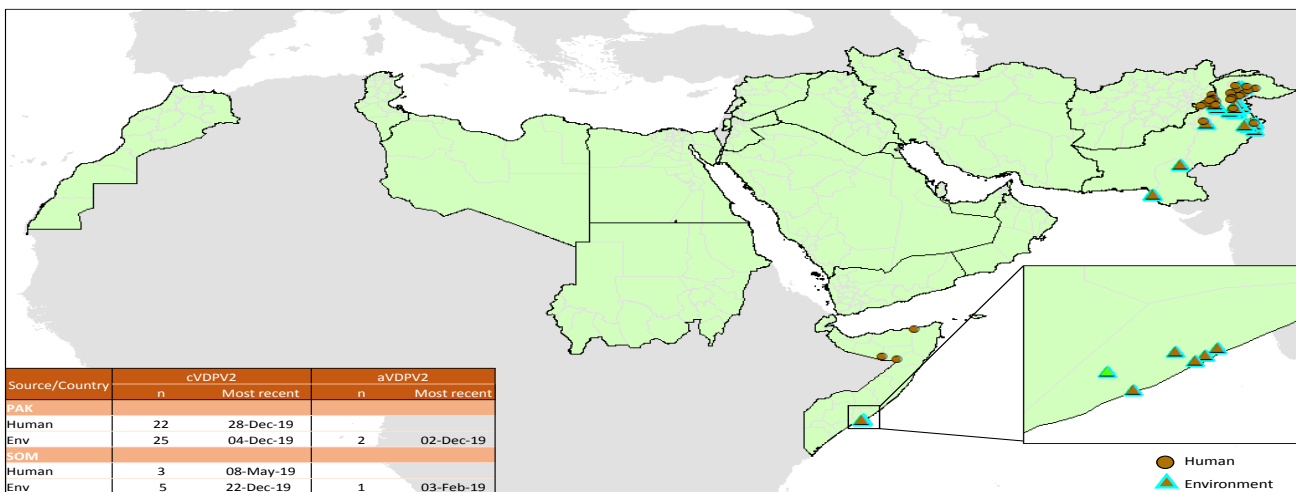
Figure 6: Somalia cVDPV cases by type and district 01/01/2019 - 31/12/2019



Sabin like type-2 poliovirus isolates (H&E) and vaccine types used during SIAs, EMRO, 2016 to 2020



VDPV2 isolates, EMR countries, 2019



VDPV2 isolates, EMR countries, 2020

