

Highlights of Polio Fax Bulletin No. 1110 for Week 02 2020

I. Wild Poliovirus Transmission

Endemic countries (PAKISTAN & AFGHANISTAN): Following was reported this week:

- 7 new wild poliovirus type-1 (WPV1) cases, all from Pakistan
 - 5 new positive WPV1 environmental samples, all from Pakistan
- a. *Human samples:* 7 new WPV1 cases reported this week. Total WPV1 cases in 2019 to date are 163 (28 from Afghanistan and 135 from Pakistan). This compares with 33 cases in 2018 in the same period (Afghanistan – 21 and Pakistan – 12).
- Afghanistan: No new WPV1 cases reported this week.
In 2019 to date, 28 WPV1 cases are reported. They include 9 cases from Uruzgan province, 5 cases from Hilmand province, 6 from Kandahar province, 2 each from Paktika and Farah provinces and 1 each from Kunar, Nangarhar, Badghis and Baghlan provinces. The most recent case has onset of paralysis on 7 December 2019.
 - Pakistan: Seven new WPV1 cases reported this week and details are as follows:
 - Case (1): The case is from Kambar district, Sindh province, with date of onset 14 December 2019. The case is a 36-month old male child. The child reportedly received 1 OPV dose from routine and 7+ doses from supplementary immunization activities (SIAs).
 - Case (2): The case is from DG Khan district, Punjab province, with date of onset 18 December 2019. The case is a 6-month old female child. The child reportedly received a total of 4 OPV doses out of which 2 doses were from routine and 2 doses from SIAs.
 - Case (3): The case is from DI Khan district, Khyber Pakhtunkhwa (KP) province, with date of onset 21 December 2019. The case is a 24-month old male child. The child reportedly received 7 OPV doses all from SIAs and none from routine.
 - Case (4): The case is from Jamshoro district, Sindh province, with date of onset 22 December 2019. The case is a 144-month old male child. The child reportedly received a total of 16 OPV doses out of which 9 doses were from routine and 7 doses from SIAs.
 - Case (5): The case is from Lakki Marwat district, KP province, with date of onset 24 December 2019. The case is a 9-month old female child. The child did not receive any OPV doses neither from routine nor from SIAs.
 - Case (6): The case is from DG Khan district, Punjab province, with date of onset 25 December 2019. The case is a 12-month old female child. The child reportedly received 5 OPV doses all from SIAs and none from routine.
 - Case (7): The case is from Thatta district, Sindh province, with date of onset 26 December 2019. The case is a 34-month old male child. The child reportedly received 3 OPV doses from routine and 7+ doses from SIAs.

In 2019 to date, 135 WPV1 cases are reported from Pakistan. They include 79 from Khyber Pakhtunkhwa (KP) province, 12 from KP Tribal Districts (KPTD), 25 from Sindh province, 11 from Balochistan province and 8 from Punjab province. The most recent case has onset of paralysis on 26 December 2019.
- b. *Environmental samples:* Five new WPV1 positive environmental samples reported this week - all from Pakistan:
- Afghanistan: In 2019 to date, there are 52 wild positive environmental samples with most recent positive sample collected on 11 December 2019.
 - Pakistan: In 2019 to date, there are 373 WPV1 positive environmental samples including 7 combined (WPV1 and cVDPV2) with most recent positive sample collected on 20 December 2019.

II. Circulating Vaccine Derived Polioviruses (cVDPVs)

1. **PAKISTAN:** No new cVDPV2 isolates from human or environmental samples were reported this week. In 2019 to date, 12 cVDPV2 cases reported (onset of the most recent case is 22nd November). Cases include four from Diamir district of Gilgit-Baltistan (GB) province; two each from Torghar and Kohistan Lower, one each from Charsadda, Kohistan Upper districts in KP; one each from Islamabad and Gujranwala district, Punjab province.

Environment: 25 positive environmental samples for cVDPV2, the recent most sample collected on 4 December 2019 (including seven combined WPV1 and cVDPV2).

In addition, cVDPV2 has been isolated from 16 healthy children and 8 contacts.

Advanced Notification: Six new cVDPV2 cases have been reported from Khyber Pakhtunkhwa province of Pakistan. They include a case each from districts namely Tor Ghar, Peshawar, Bajour, Mohmand, Khyber and Lakki Marwat. Details of these cases will be shared in the next issue of Polio Fax.

2. **SOMALIA:** No new cVDPV2 or cVDPV3 isolates from human or environmental samples were reported this week.

In 2019 to date, Somalia has reported three cVDPV2 cases. The most recent reported case has date of onset of paralysis on 8 May 2019.

aVDPV2 was isolated from an environmental sample collected on 3 February 2019.

2 cVDPVs were isolated from environmental samples collected on 10 November 2019.

In 2018: Somalia has reported a total of 12 cases due to cVDPVs, which include 5 due to cVDPV2, 6 due to cVDPV3 and 1 due to co-infection of cVDPV2 and cVDPV3. The last cVDPV3 was isolated from a sewage sample from Mogadishu collected on 23 August 2018.

III. Surveillance performance indicators

In 2019, 20 of 22 member states are meeting the global target of both key surveillance indicators, namely non polio AFP rate of 2 per 100,000 children aged below 15 years and percent AFP cases with adequate specimen 80% and above.

- Djibouti has a non-polio AFP rate of 1.4
- Tunisia has a percentage of AFP cases with adequate stool specimens of 75.3%
- In Yemen there are AFP cases pending final classification more than 90 days due to delayed lab results because of delay in shipment of specimens to reference polio laboratories and high workload in the labs.

AFP SURVEILLANCE

13-Jan-20

Week 02, ending 12 January 2020

Number 1110

Table 1: Acute Flaccid Paralysis (AFP) cases by week of onset

Country	Reported AFP cases by week of onset - Week (02/20) / Ending on : 12/01/2020														
	Total AFP 2018	Total AFP 2019	Total AFP to date, 2020	W43 27 Oct 19	W44 03 Nov 19	W45 10 Nov 19	W46 17 Nov 19	W47 24 Nov 19	W48 01 Dec 19	W49 08 Dec 19	W50 15 Dec 19	W51 22 Dec 19	W52 29 Dec 19	W01 05 Jan 20	W02 12 Jan 20
Afghanistan	3378	3760	48	73	68	64	62	54	79	76	63	67	64	52	5
Bahrain	35	17	0	0	2	0	1	0	0	1	0	0	0	0	0
Djibouti	0	5	0	0	1	0	0	1	0	0	0	0	0	0	0
Egypt	1246	1343	29	26	27	34	39	34	28	31	26	18	13	28	2
Iran	896	1053	0	26	24	31	43	33	25	24	24	13	12	0	
Iraq	1023	1155	12	24	29	28	26	36	33	31	20	25	12	13	
Jordan ****	115	113	1	2	4	0	1	2	0	4	1	1	1	1	
Kuwait	72	46	0	0	1	0	1	1	1	3	1	0	0	0	
Lebanon ****	89	87	2	1	1	2	2	1	1	4	1	3	4	3	
Libya	122	106	2	1	2	1	1	2	1	3	4	3	4	2	
Morocco	212	247	0	10	3	4	4	9	10	13	6	4	2		
Oman	28	28	0	1	0	1	0	1	1	3	1	0	0	0	
Pakistan	12276	14897	0	313	300	305	318	333	315	340	335	271	187	25	0
Palestine ****	44	62	0	2	1	2	0	2	3	1	0	2	1	0	0
Qatar	10	9	0	0	0	1	0	0	0	0	0	2	0	0	0
Saudi Arabia	242	228	0	5	3	7	2	5	3	5	3	1	0		
Somalia	353	360	10	6	6	4	7	5	3	11	7	4	5	9	1
Sudan	579	603	2	21	20	11	11	14	13	6	17	13	5	3	0
Syria ****	362	376	4	6	6	6	3	13	9	11	16	8	2	6	1
Tunisia	68	77	0	1	0	1	1	2	2	0	0	0	0	0	
U.A.E	40	49	0	1	3	2	2	1	3	1	1	0	2	0	0
Yemen	730	758	0	10	20	16	17	16	12	25	19	8	8		
Total EMR	21920	25379	110	529	521	520	541	565	542	593	545	443	322	142	9

No data = No report received

Table 2: Confirmed polio cases by month of onset

Country	Total year 2018	Total year 2019	12/01		Confirmed polio cases by month of onset											
			2019	2020	February 2019	March 2019	April 2019	May 2019	June 2019	July 2019	August 2019	September 2019	October 2019	November 2019	December 2019	January 2020
Afghanistan	21	28	2	0	1	3	1	5	1	2	2	3	1	6	1	
Bahrain	0	0	0	0	0	0	0	0	0	0	0					
Djibouti	0	0	0	0	0	0	0	0	0	0				0		
Egypt	0	0	0	0	0	0	0	0	0	0	0	0	0			
Iran	0	0	0	0	0	0	0	0	0	0	0	0	0			
Iraq	0	0	0	0	0	0	0	0	0	0	0	0	0			
Jordan ****	0	0	0	0	0	0	0	0	0	0	0	0	0	0		
Kuwait	0	0	0	0	0	0	0	0	0	0	0	0	0	0	0	
Lebanon ****	0	0	0	0	0	0	0	0	0	0	0	0	0			
Libya	0	0	0	0	0	0	0	0	0	0	0	0	0	0		
Morocco	0	0	0	0				0			0					
Oman	0	0	0	0	0	0	0	0	0	0	0	0	0	0		
Pakistan	12	135	0	0	2	0	11	11	16	12	14	5	16	23	21	
Palestine ****	0	0	0	0	0	0	0	0	0	0	0	0	0			
Qatar	0	0	0	0	0	0	0	0	0	0	0	0	0	0		
Saudi Arabia	0	0	0	0	0	0	0	0	0	0		0				
Somalia	0	0	0	0	0	0	0	0	0	0	0	0	0			
Sudan	0	0	0	0	0	0	0	0	0	0	0	0	0	0		
Syria ****	0	0	0	0	0	0	0	0	0	0	0	0	0	0		
Tunisia	0	0	0	0	0	0	0	0	0	0	0	0			0	
U.A.E	0	0	0	0	0	0	0	0	0	0	0	0				
Yemen	0	0	0	0		0										
Total EMR	33	163	2	0	3	3	12	16	17	14	16	8	17	29	22	0

**** UNRWA cases are included with those of country of residence

World Health Organization – Regional Office for Eastern Mediterranean

AFP SURVEILLANCE

Week 02, ending 12 January 2020

13-Jan-20
Number 1110

Table 3: Investigation of AFP cases with paralysis onset in 2019 & 2020 up to Week (02/20) / Ending on : 12/01/2020

COUNTRY	2019												2020												Latest line List Date		
	AFP										Specimen	Wild cases ****		AFP										Specimen		Wild cases ****	
	Total AFP cases onset 2019	Case classification					Non polio AFP rate **	AFP cases pending classification > 90 days from onset of paralysis	AFP cases pending classification and lab > 90 days from onset of paralysis	% with *** adequate specimens	Wild P1 Poliovirus	Wild P3 Poliovirus	Total AFP cases onset 2020	Case classification					Annualized Non polio AFP rate **	AFP cases pending classification > 90 days from onset of paralysis	AFP cases pending classification and lab > 90 days from onset of paralysis	% with *** adequate specimens	Wild P1 Poliovirus	Wild P3 Poliovirus			
		Total Confirmed Polio Cases *	Polio Compatible	Pending Classification	Discarded (non polio AFP)	VDPV								Total Confirmed Polio Cases *	Polio Compatible	Pending Classification	Discarded (non polio AFP)	VDPV									
Afghanistan	3760	28	1	161	3570	0	18.4	28	0	94.2	28	0	48	0	0	48	0	0	7.2	0	0	97.9	0	0	12/01/2020		
Bahrain	17	0	0	6	11	0	5.9	1	1	100.0	0	0	0	0	0	0	0	0	0.0	0	0		0	0	12/01/2020		
Djibouti	5	0	0	5	0	0	1.4	3	2	80.0	0	0	0	0	0	0	0	0.0	0	0		0	0	12/01/2019			
Egypt	1343	0	0	55	1288	0	3.6	0	0	92.8	0	0	29	0	0	29	0	0	2.3	0	0	10.3	0	0	11/01/2020		
Iran	1053	0	0	27	1025	1	5.2	0	0	97.1	0	0	0	0	0	0	0	0.0	0	0		0	0	11/01/2020			
Iraq	1155	0	0	81	1074	0	7.6	9	0	94.3	0	0	12	0	0	12	0	0	2.4	0	0	91.7	0	0	11/01/2020		
Jordan	113	0	0	3	110	0	4.0	0	0	100.0	0	0	1	0	0	1	0	0	1.1	0	0	100.0	0	0	09/01/2020		
Kuwait	46	0	0	2	44	0	5.2	0	0	89.1	0	0	0	0	0	0	0	0.0	0	0		0	0	05/01/2020			
Lebanon	87	0	0	17	70	0	4.7	8	0	88.5	0	0	2	0	0	2	0	0	3.3	0	0	0.0	0	0	10/01/2020		
Libya	106	0	0	7	99	0	4.2	0	0	99.1	0	0	2	0	0	2	0	0	2.4	0	0	100.0	0	0	11/01/2020		
Morocco	247	0	0	63	184	0	2.8	37	5	81.4	0	0	0	0	0	0	0	0.0	0	0		0	0	03/01/2020			
Oman	28	0	0	2	26	0	3.1	0	0	89.3	0	0	0	0	0	0	0	0.0	0	0		0	0	05/01/2020			
Pakistan	14897	135	2	779	13969	12	18.9	169	0	87.4	135	0	0	0	0	0	0	0.0	0	0		0	0	12/01/2020			
Palestine	62	0	0	14	48	0	3.2	0	0	98.4	0	0	0	0	0	0	0	0.0	0	0		0	0	12/01/2020			
Qatar	9	0	0	3	6	0	2.5	0	0	88.9	0	0	0	0	0	0	0	0.0	0	0		0	0	12/01/2020			
Saudi Arabia	228	0	0	42	186	0	2.8	6	4	93.0	0	0	0	0	0	0	0	0.0	0	0		0	0	30/12/2019			
Somalia	360	0	0	20	337	3	5.7	3	3	95.6	0	0	10	0	0	10	0	0	4.8	0	0	100.0	0	0	13/01/2020		
Sudan	603	0	0	17	586	0	3.4	1	0	97.0	0	0	2	0	0	2	0	0	0.3	0	0	100.0	0	0	12/01/2019		
Syria	376	0	0	21	355	0	4.9	1	0	88.0	0	0	4	0	0	4	0	0	1.6	0	0	50.0	0	0	12/01/2020		
Tunisia	77	0	0	6	70	1	2.8	1	1	75.3	0	0	0	0	0	0	0	0.0	0	0		0	0	10/01/2019			
U.A.E	49	0	0	27	22	0	3.9	11	2	89.8	0	0	0	0	0	0	0	0.0	0	0		0	0	12/01/2020			
Yemen	758	0	0	330	428	0	5.4	171	144	89.3	0	0	0	0	0	0	0	0.0	0	0		0	0	04/01/2020			
EMR	25379	163	3	1688	23508	17	10.1	449	162	89.9	163	0	110	0	0	110	0	0	1.3	0	0	70.9	0	0			
2018	21920	33	1	85	21786	15	8.7	85	80	89.8	33	0															

* Confirmed polio cases refer to wild isolation from AFP cases or from contacts of negative index AFP cases

** Non-polio AFP per 100,000 children <15 years

*** Adequate here refers to two stool specimens collected at least 24 hours apart, within 14 days of paralysis onset and specimens received in the lab in Good Condition

**** AFP cases co infected with P1 and P3 are counted separately as wild isolates

World Health Organization – Regional Office for Eastern Mediterranean
AFP SURVEILLANCE
Week 02, ending 12 January 2020

13-Jan-20
Number 1110

COUNTRY	2019						2020					
	# OF CONTACTS	LAB RESULTS					# OF CONTACTS	LAB RESULTS				
		WILD	VDPV	SL	NPEV	PENDING		WILD	VDPV	SL	NPEV	PENDING
AFG	1137	8	0	48	202	12	7	0	0	0	0	7
BAH	0	0	0	0	0	0	0	0	0	0	0	0
DJI	1	0	0	0	0	1	0	0	0	0	0	0
EGY	498	0	0	8	55	25	3	0	0	0	0	3
IRN	213	0	0	4	7	0	0	0	0	0	0	0
IRQ	603	0	0	9	36	42	4	0	0	0	0	4
JOR	0	0	0	0	0	0	0	0	0	0	0	0
KUW	0	0	0	0	0	0	0	0	0	0	0	0
LEB	24	0	0	0	3	2	0	0	0	0	0	0
LIB	6	0	0	0	3	0	0	0	0	0	0	0
MOR	76	0	0	3	1	26	0	0	0	0	0	0
OMA	74	0	0	2	26	2	0	0	0	0	0	0
PAK	5494	26	7	234	951	96	46	0	0	0	0	46
PAL	0	0	0	0	0	0	0	0	0	0	0	0
QAT	0	0	0	0	0	0	0	0	0	0	0	0
SAA	0	0	0	0	0	0	0	0	0	0	0	0
SOM	1077	0	1	45	129	56	39	0	0	0	0	39
SUD	402	0	0	0	31	90	0	0	0	0	0	0
SYR	813	0	0	12	36	23	15	0	0	0	0	15
TUN	26	0	0	0	2	0	0	0	0	0	0	0
UAE	0	0	0	0	0	0	0	0	0	0	0	0
YEM	413	0	0	0	0	212	0	0	0	0	0	0
EMR	10857	34	8	365	1482	587	114	0	0	0	0	114

Table 4 (B): Most recent wild contacts in EMRO, 2019-2020

Year	Country	Data	
		Count of wild contacts	Date of Most Recent stool collection
2019	Afghanistan	8	17/Aug/19
	Pakistan	26	26/Dec/19
2019 Total		34	26/Dec/19

Table 4 (C): Number of distribution by district of -ve index AFP cases identified as wild positive by contact in EMR, 2019-2020

YEAR	COUNTRY	PROVINCE	DISTRICT	COUNT	First case	Last case	
2019	AFG	URUZGAN	TIRINKOT	1	2-Aug-19	2-Aug-19	
			HILMAND	MUSAQALAH	1	05-Jun-19	05-Jun-19
				SANGIN	1	06-Mar-19	06-Mar-19
	PAK	SINDH	KHIORANGI	1	28-Aug-19	28-Aug-19	
			SUJAWAL	1	25-Sep-19	25-Sep-19	
			JAMSHORO	1	09-Oct-19	09-Oct-19	
			T. ALLAHYAR	1	10-Nov-19	10-Nov-19	
			KAMBAR	1	02-Nov-19	02-Nov-19	
			MIRPURKHAS	1	01-Dec-19	01-Dec-19	
			BALOCHSITAN	MASTUNG	1	18-Nov-19	18-Nov-19
	KILLABDULLAH	2		2-Jul-19	19-Nov-19		
		BANNU		1	13-Nov-19	13-Nov-19	
	SWABI	1		17-Nov-19	17-Nov-19		
	TANK	1		30-Oct-19	30-Oct-19		
	KHYBER PAKHTUNKHWA (KP)	LAKKIMRWAT	3	27-May-19	04-Oct-19		
		TORGHAR	1	25-May-19	25-May-19		
	2019 Total				19	06-Mar-19	01-Dec-19

Table 6: Environmental isolate by year and type

COUNTRY	LAB RESULTS	2016	2017	2018	2019	2020
AFG	Wild	2	42	83	52	
	EV/SL	177	265	248	188	
	Negative	6	9	5	3	
	Pending				16	7
AFG Total		185	316	336	259	7
EGY	EV/SL	492	481	508	660	
	Negative	36	41	32	32	
	Pending				8	13
EGY Total		528	522	540	700	13
IRN	Wild				3	
	EV/SL		5	51	62	
	Negative		1	3	3	
	Pending				3	
IRN Total			6	54	71	
JOR	EV/SL	2	29	36	33	
	Negative		2			
	Pending				3	
JOR Total		2	31	36	36	
KUW	EV/SL			3	3	
	Pending				8	
KUW Total				3	11	
LEB	EV/SL	2	26	44	37	
	Negative	2	1	1	3	
	Pending				7	
LEB Total		4	27	45	47	
PAK	Wild	60	106	139	366	
	Wild+cVDPV2	2			7	
	cVDPV2	2			18	
	aVDPV2	3	4		1	
	EV/SL	456	523	531	402	
	Negative	6		3	4	
	Pending				33	17
PAK Total		529	633	673	831	17
SOM	cVDPV2		2	19	2	
	cVDPV3			11		
	aVDPV2			2	1	
	EV/SL		20	43	25	
	Negative		14	138	27	
SOM Total			36	213	63	4
SUD	EV/SL			15	41	
	Negative				1	
	Pending				18	
SUD Total				15	60	
SYR	EV/SL		4	81	148	
	Negative			21	30	
	Pending				7	4
SYR Total			4	102	185	4
TOTAL		1248	1575	2017	2263	45

Table 7: Environmental Wild/VDPV isolate by site 2019-2020

YEAR	COUNTRY	LAB RESULTS	PROVINCE	Count	First date	Last date	
2019	AFG	Wild	HILMAND	18	6/Jan/19	25/Nov/19	
			KANDAHAR	23	6/Jan/19	24/Sep/19	
			NANGARHAR	11	26/Jan/19	11/Dec/19	
	AFG Total				52	6/Jan/19	11/Dec/19
	IRN	Wild	S & B	3	22/Apr/19	20/May/19	
	IRN Total				3	22/Apr/19	20/May/19
	PAK	Wild	BALOCHISTAN	72	1/Jan/19	20/Dec/19	
			FATA	8	15/Jan/19	4/Dec/19	
			ISLAMABAD	3	12/Apr/19	21/Aug/19	
			KPAKHTUNKHWA	30	8/Jan/19	7/Dec/19	
			PUNJAB	97	5/Jan/19	17/Dec/19	
			SINDH	156	2/Jan/19	20/Dec/19	
		Wild+cVDPV2	PUNJAB	4	6/Aug/19	15/Nov/19	
			SINDH	3	7/Oct/19	7/Nov/19	
		cVDPV2	GBALTISTAN	5	24/Aug/19	6/Nov/19	
			ISLAMABAD	1	12/Nov/19	12/Nov/19	
			KPAKHTUNKHWA	6	9/Oct/19	27/Nov/19	
	aVDPV2	PUNJAB	6	21/Aug/19	4/Dec/19		
		PUNJAB	1	11/Apr/19	11/Apr/19		
	PAK Total				392	1/Jan/19	20/Dec/19
	SOM	cVDPV2	BANADIR	2	10/Nov/19	10/Nov/19	
BANADIR			1	3/Feb/19	3/Feb/19		
SOM Total				3	3/Feb/19	10/Nov/19	
2019 Total				450	1/Jan/19	20/Dec/19	
TOTAL				450	1/Jan/19	20/Dec/19	

Figure 1: Non Polio AFP Rate and Wild Virus in EMR 01/01/2019 - 31/12/2019

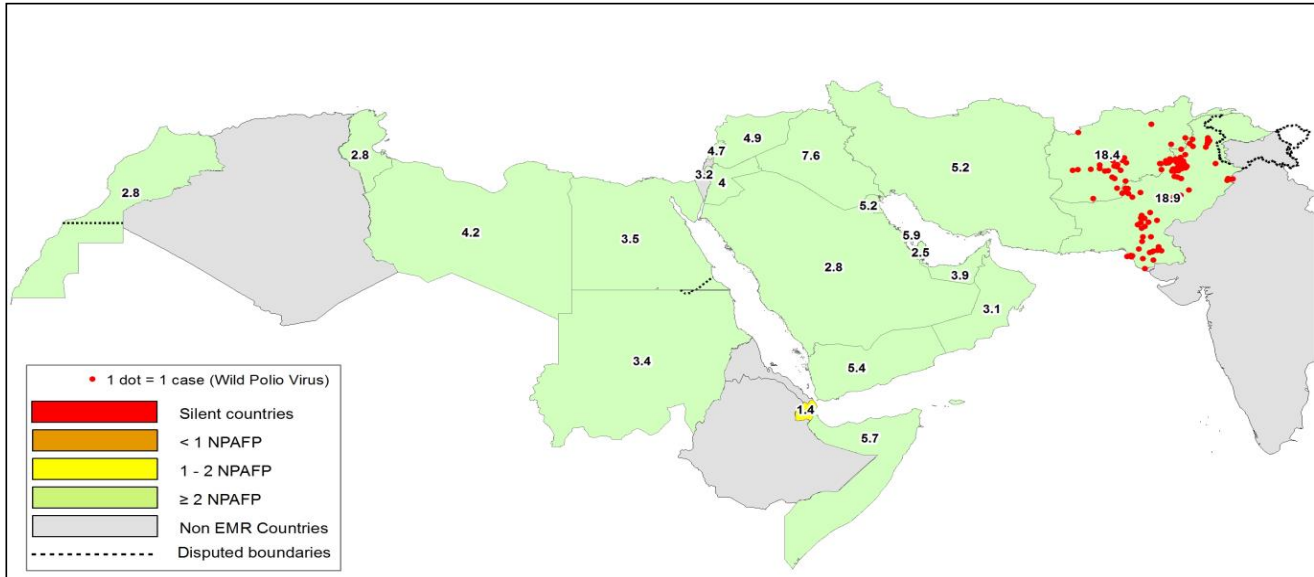


Figure 2: Percent of AFP cases with Adequate Samples & Compatible Cases in EMR 01/01/2019 - 31/12/2019

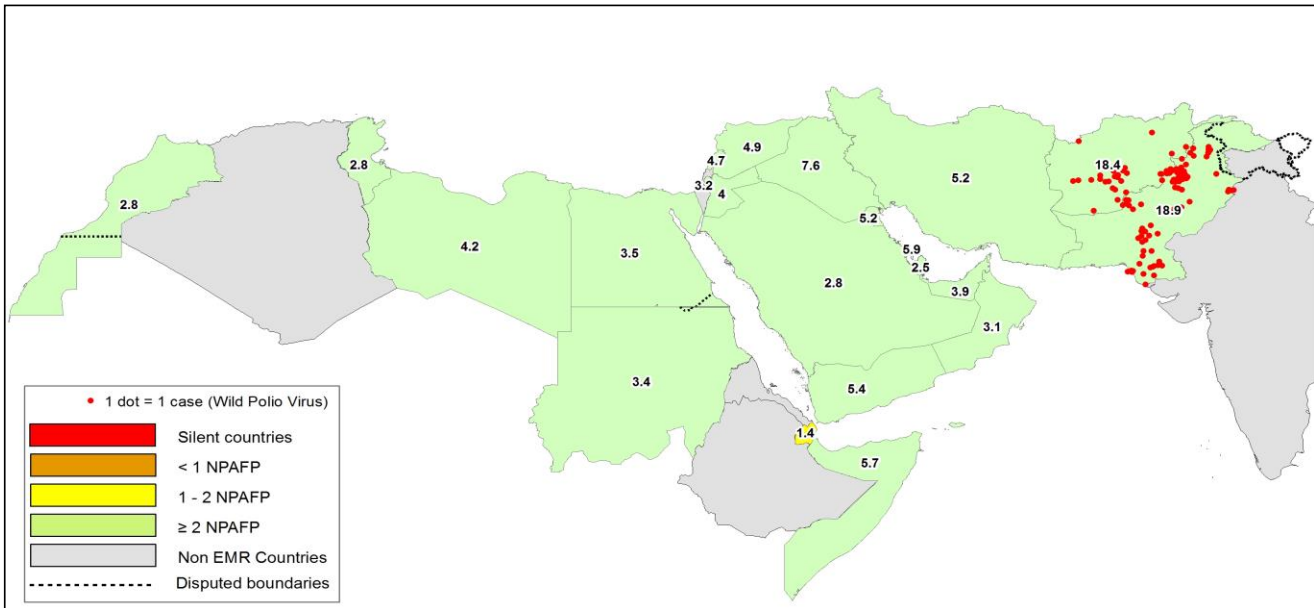


Table 8: Wild polio cases by country and date of onset of paralysis in EMR, 2019 - 2020

Year	COUNTRY	Count	First Case	Last Case
2019	AFG	28	4-Jan-19	7-Dec-19
	PAK	135	15-Jan-19	26-Dec-19
2019 Total		163	4-Jan-19	26-Dec-19

Figure 3: Non Polio AFP rate by Province in Afghanistan & by District in Pakistan 01/01/2019 - 31/12/2019

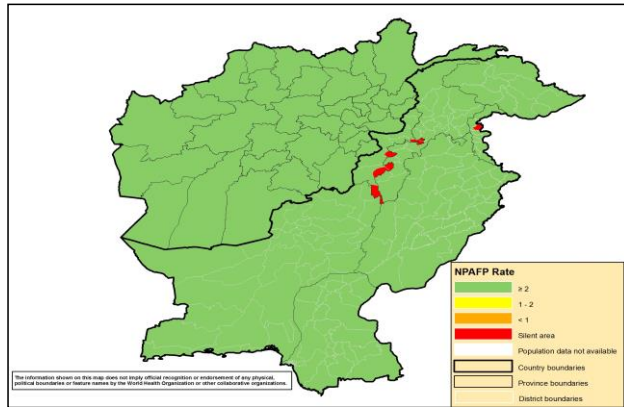


Figure 4: Percent of AFP cases with Adequate Samples in Afghanistan by Province & Pakistan by District 01/01/2019 - 31/12/2019

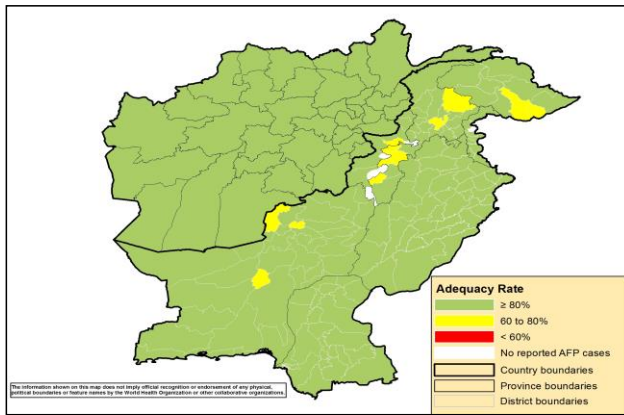
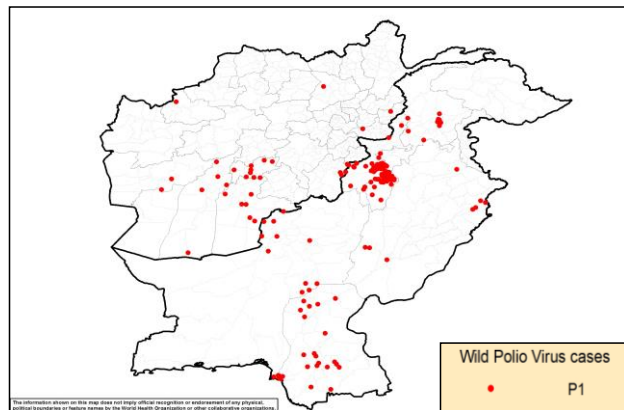


Figure 5: Wild Virus Cases by Type & District in Afghanistan & Pakistan 01/01/2019 - 31/12/2019



World Health Organization – Regional Office for Eastern Mediterranean

AFP SURVEILLANCE

Week 02, ending 12 January 2020

13-Jan-20

Number 1110

Table 9: Wild Polio cases by district and date of onset of paralysis, Afghanistan 2019-2020

ONSETYR	PROVINCE	DISTRICT	Count	First case	Last case
2019	KANDAHAR	SHAHWALIKOT	1	7-Dec-19	7-Dec-19
		SPINBOLDAK	2	4-Jan-19	22-Nov-19
		KANDAHAR	2	17-Aug-19	10-Nov-19
		GHORAK	1	12-Jan-19	12-Jan-19
	FARAH	BAKWA	2	14-Nov-19	25-Nov-19
	BAGHLAN	PUL-E- KHUMRI	1	14-Nov-19	14-Nov-19
	URUZGAN	KHASURUZGAN	1	2-Nov-19	2-Nov-19
		TIRINKOT	4	19-May-19	2-Aug-19
		CHORA	3	20-Mar-19	23-Jul-19
		SHAHID-E-HASSAS	1	25-Feb-19	25-Feb-19
	BADGHIS	BALAMURGHAB	1	17-Oct-19	17-Oct-19
	PAKTIKA	BERMEL	2	15-Sep-19	28-Sep-19
	NANGARHAR	KHOGYANI	1	18-Sep-19	18-Sep-19
	HILMAND	GARMSER	1	26-May-19	26-May-19
		MUSAQALAH	1	5-May-19	5-May-19
		NAWZAD	1	3-Apr-19	3-Apr-19
		WASHER	1	23-Mar-19	23-Mar-19
		SANGIN	1	6-Mar-19	6-Mar-19
	KUNAR	WATAPUR	1	8-May-19	8-May-19
	2019 Total			28	4-Jan-19

Table 10: Wild Polio cases by district and date of onset of paralysis, Pakistan 2019-2020

ONSETYR	PROVINCE	DISTRICT	Count	First case	Last case	
2019	SINDH	THATTA	1	26-Dec-19	26-Dec-19	
		JAMSHORO	3	23-Aug-19	22-Dec-19	
		KAMBAR	2	2-Nov-19	14-Dec-19	
		DADU	1	6-Dec-19	6-Dec-19	
		MIRPURKHAS	3	17-Nov-19	1-Dec-19	
		BADIN	1	28-Nov-19	28-Nov-19	
		T.ALLAHYAR	1	10-Nov-19	10-Nov-19	
		LARKANA	2	17-Apr-19	9-Nov-19	
		KHIKAMARI	1	29-Oct-19	29-Oct-19	
		SUKKUR	1	27-Oct-19	27-Oct-19	
		KHIJAMSHEED	1	24-Oct-19	24-Oct-19	
		SBENAZIRABAD	1	19-Oct-19	19-Oct-19	
		SUJAWAL	1	25-Sep-19	25-Sep-19	
		KHIORANGI	2	20-Aug-19	26-Aug-19	
		HYDERABAD	2	20-Jul-19	5-Aug-19	
		KHIGIQBAL	1	29-Apr-19	29-Apr-19	
		KHILAYARI	1	25-Feb-19	25-Feb-19	
		PUNJAB	DGKHAN	2	18-Dec-19	25-Dec-19
			MUZFARGARH	1	26-Nov-19	26-Nov-19
			LAHORE	4	20-Jan-19	22-Jun-19
	JHELUM		1	21-Jun-19	21-Jun-19	
	KHYBER PAKHTUNKHWA	LAKKIMRWT	31	27-May-19	24-Dec-19	
		DIKHAN	4	5-May-19	21-Dec-19	
		TANK	6	11-Oct-19	18-Dec-19	
		BANNU	26	15-Jan-19	30-Nov-19	
		SWABI	1	17-Nov-19	17-Nov-19	
		TORGHAR	7	25-May-19	13-Sep-19	
		HANGU	2	20-Jan-19	28-Jul-19	
		CHARSADA	1	21-Jul-19	21-Jul-19	
		SHANGLA	1	18-May-19	18-May-19	
		KP TRIBAL DISTRICTS	MOHMAND	1	20-Dec-19	20-Dec-19
			WAZIR-S	1	20-Aug-19	20-Aug-19
	WAZIR-N		8	4-Apr-19	21-Jul-19	
	KHYBER		1	14-Feb-19	14-Feb-19	
	BAJOUR		1	18-Jan-19	18-Jan-19	
	BALOCHISTAN	JAFARABAD	3	28-May-19	18-Dec-19	
		NSIRABAD	1	5-Dec-19	5-Dec-19	
		KABDULAH	4	9-Jun-19	19-Nov-19	
		MASTUNG	1	18-Nov-19	18-Nov-19	
		HARNAI	1	27-Sep-19	27-Sep-19	
		QUETTA	1	6-Jul-19	6-Jul-19	
	2019 Total			135	15-Jan-19	26-Dec-19

World Health Organization – Regional Office for Eastern Mediterranean
AFP SURVEILLANCE
Week 02, ending 12 January 2020

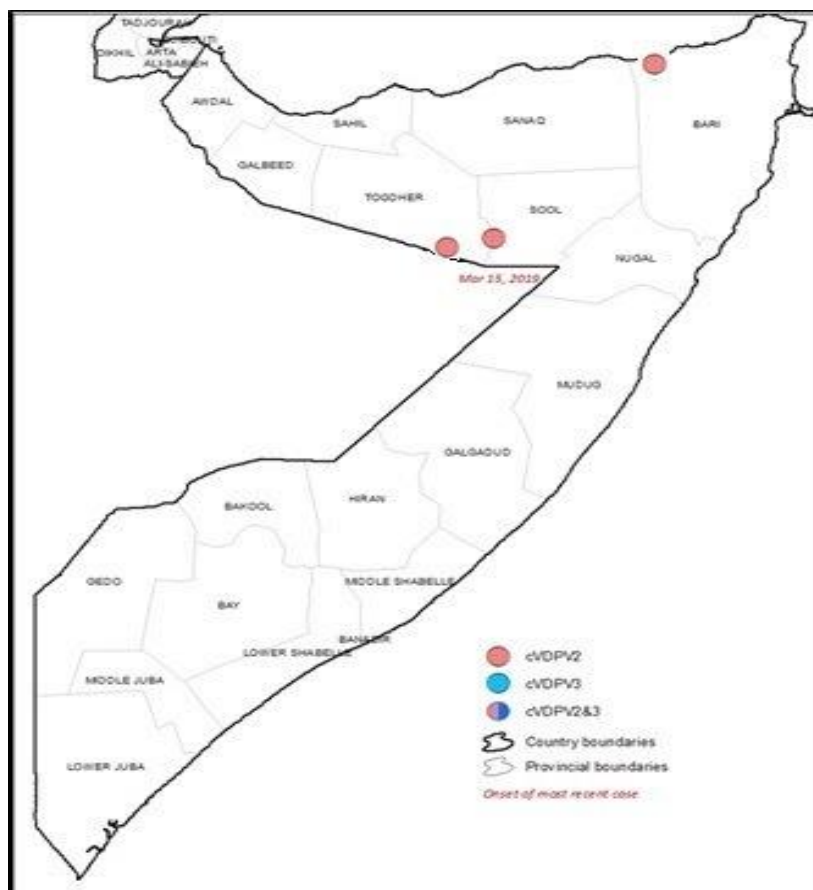
13-Jan-20
Number 1110

Table 11: Circulating VDPV cases and date of onset of paralysis in EMR countries by districts 2019-2020

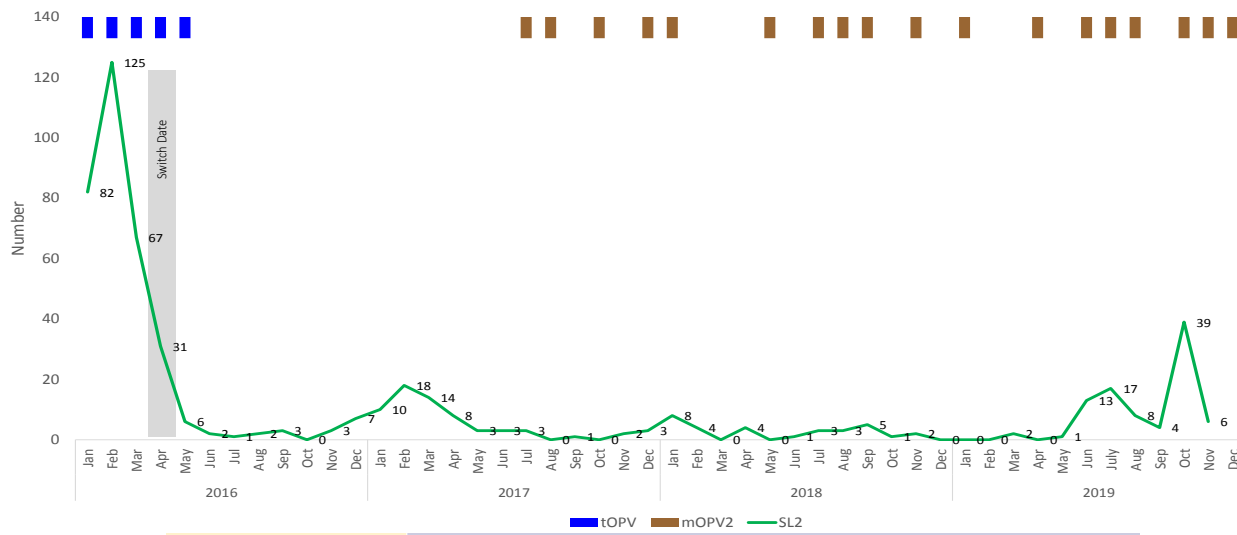
COUNTRY	YEAR	PROVINCE	DISTRICT	cVDPV2		
				Count	First Case	Last Case
PAK	2019	PUNJAB	GUJRANWALA	1	22-Nov-19	22-Nov-19
		KHYBER PAKHTUNKHWA	CHARSADA	1	3-Nov-19	3-Nov-19
			KOHISTANUPPER	1	27-Oct-19	27-Oct-19
			KOHISTANLOWER	2	6-Oct-19	11-Oct-19
			TORGHAR	2	4-Sep-19	28-Oct-19
		ISLAMABAD	CDA	1	11-Sep-19	11-Sep-19
		GILGIT BALTISTAN	DIAMER	4	7-Jul-19	28-Aug-19
SOM	2019	BARI	BOSSASO	1	8-May-19	8-May-19
		TOGDHER	BUHODLE	1	21-Apr-19	21-Apr-19
		SOOL	LAS ANOD	1	15-Mar-19	15-Mar-19
Total 2019				15	15-Mar-19	22-Nov-19

Advance notification of 6 new cVDPV2 cases from Pakistan, Khyber Pakhtunkhwa province, a case each from districts Tor Ghar, Peshawar, Bajour, Mohmand, Khyber & Lakki Marwat - details will be shared in next bulletin

Figure 6: Somalia cVDPV cases by type and district 01/01/2019 - 31/12/2019

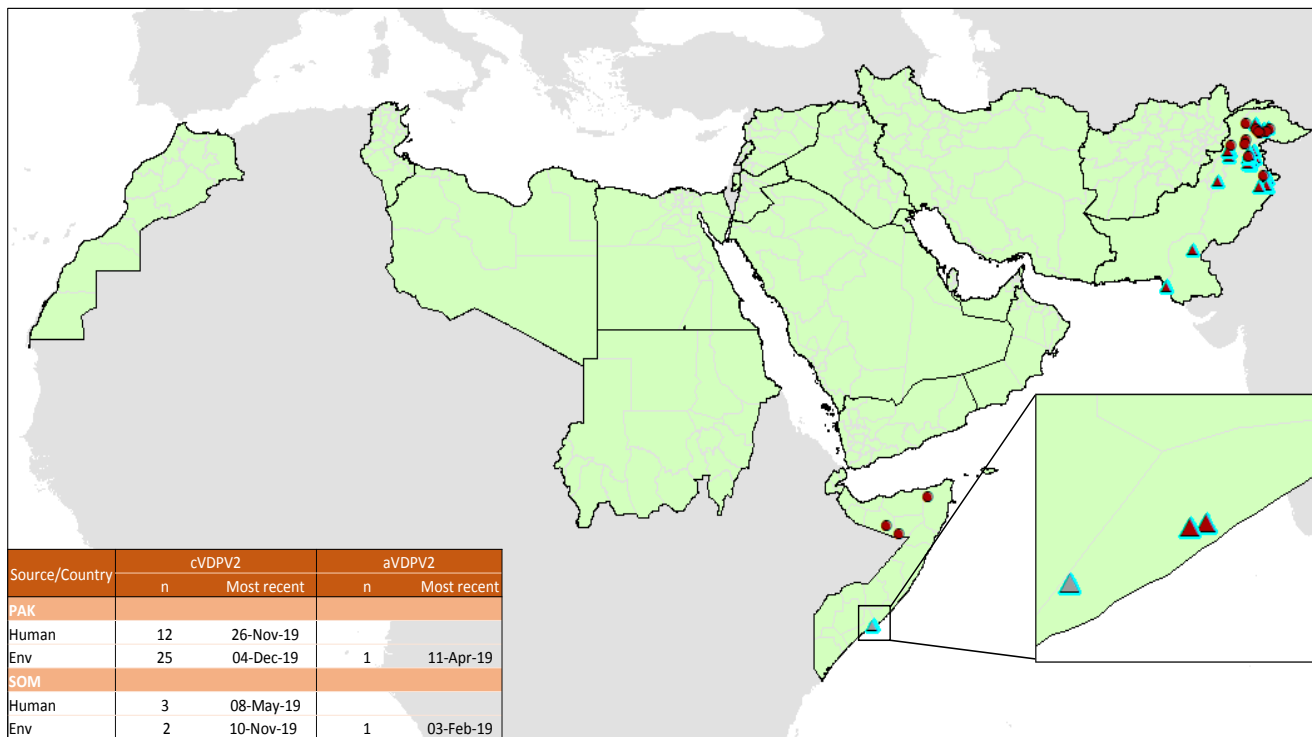


Sabin like type-2 poliovirus isolates (H&E) and vaccine types used during SIAs, EMRO, 2016 to 2019



GLOBAL POLIO ERADICATION INITIATIVE - WHO, EMRO

VDPV2 isolates, EMR countries, 2019



Advance notification of 6 new cVDPV2 cases from Pakistan, Khyber Pakhtunkhwa province, a case each from districts Tor Ghar, Peshawar, Bajour, Mohmand, Khyber & Lakki Marwat - details will be shared in next bulletin