

Highlights of Polio Fax Bulletin No. 1086 for Week 30, 2019

I. Poliovirus Transmission

1. **Endemic countries (PAKISTAN & AFGHANISTAN):** Three new wild poliovirus cases and eight new positive environmental samples reported this week.

a. *Human samples:* Three new WPV1 case reported this week. Total WPV1 cases in 2019 to date are 59 (12 from Afghanistan and 47 from Pakistan). This compares with 16 cases in 2018 in the same period (Afghanistan – 13 and Pakistan – 3).

- Afghanistan:

The new WPV1 case is 108-months old male child from newly infected district namely Garamser of Hilmand province. He has onset of paralysis on 26 May 2019 and reportedly received 7+ doses of oral polio vaccine (OPV) from supplementary immunization activities (SIAs) and 3 doses in EPI.

- Pakistan:

The first new WPV1 case is 18-months old male child from newly infected district namely Quetta of Balochistan province. He has onset of paralysis on 06 July 2019 and reportedly received 0 dose of oral polio vaccine (OPV) from supplementary immunization activities (SIAs) and 2 doses in EPI.

The second new WPV1 case is 10-months old female child from newly infected district namely Bannu of Khyber Pakhtunkhwa province. She has onset of paralysis on 11 July 2019. In initial investigation child is reported from refusal family, detailed report is awaited from the country.

b. *Environmental samples:* 8 new WPV1 positive environmental samples reported this week (all from Pak).

Afghanistan

- No new positive environmental sample this week.

In 2019 to date, there are 26 positive environmental samples with most recent collection date on 24th of June 2019.

Pakistan

- Eight new positive environmental samples include six from Sindh and one each from Khyber Pakhtunkhwa and Punjab.

In 2019 to date, there are 176 positive environmental samples with most recent collection date on 10th July 2019.

2. Outbreak countries

SOMALIA: No new cVDPV2 or cVDPV3 isolates from human or environmental samples were reported this week.

Human:

- In 2019 a total of three cVDPV2 cases reported. Date of onset of most recent case was May 8, 2019. In addition, cVDPV2 was isolated from healthy child sample collected during community sampling on May 25, 2019.

- In 2018 a total of 12 cVDPVs cases, which include 5 cVDPV2, 6 cVDPV3 and 1 co-infection of cVDPV2 and cVDPV3.

Environmental samples:

- No cVDPV2 or cVDPV3 isolated in 2019. Date of specimen collection of most recent cVDPV3 positive sample was August 23, 2018. While the most recent cVDPV2 was October 11, 2018.

II. Surveillance performance indicators

In 2019, 19 of 22 member states are meeting the global target of both key surveillance indicators, namely non polio AFP rate of 2 per 100,000 children aged below 15 years and percent AFP cases with adequate specimen 80% and above.

- a. Djibouti did not achieve target of both surveillance indicators (non polio AFP rate is 0.5 and stool adequacy is 0; reported only one case)
- b. Morocco has a percentage of AFP cases with adequate stool specimens of 73% while the non polio AFP rate is 2.1.
- c. Qatar has a non-polio AFP rate of 1.0 and percentage of AFP cases with adequate stool specimens of 50%
- d. In Yemen there are AFP cases pending final classification more than 90 days due to delayed lab results because of delay shipment of specimens to reference polio laboratories.



Table 1: Acute Flaccid Paralysis (AFP) cases by week of onset

Country	Reported AFP cases by week of onset														
	Total AFP 2017	Total AFP 2018	Total AFP to date, 2019	May				Jun				Jul			
				W 19	W 20	W 21	W 22	W 23	W 24	W 25	W 26	W 27	W 28	W 29	W 30 28 Jul 19
Afghanistan	3094	3378	2155	67	75	80	58	63	87	87	81	74	73	55	7
Bahrain	18	35	10	1	0	0	1	1	1	0	0	0	0	0	0
Djibouti	4	0	1	0	0	0	0	0	0	0	1	0	0	0	0
Egypt	1242	1246	754	30	23	22	19	18	36	29	20	33	28	23	3
Iran	820	896	523	25	19	15	17	19	13	16	13	17	6	3	0
Iraq	699	1023	619	12	15	16	21	13	29	27	19	30	15	12	2
Jordan	116	115	82	5	0	3	1	3	2	2	3	0	2	0	0
Kuwait	69	72	25	0	0	0	1	1	1	2	1	1	0	0	0
Lebanon	75	89	50	1	0	1	2	2	2	1	0	1	2	1	1
Libya	88	122	39	1	0	2	0	3	2	0	1	0	0	0	0
Morocco	143	212	107	4	5	4	1	2	5	3	2	0	0	0	0
Oman	40	28	12	1	0	0	0	2	0	1	0	1	0	0	0
Pakistan	10319	12276	7430	222	276	259	214	230	320	314	251	282	204	20	1
Palestine	43	44	35	0	0	0	3	3	1	2	0	1	5	0	0
Qatar	18	10	2	0	0	0	1	0	0	0	0	0	0	0	0
Saudi Arabia	276	241	128	4	4	1	1	1	1	1	1	0	0	0	0
Somalia	345	353	210	7	11	6	1	9	9	6	8	8	6	2	1
Sudan	570	579	272	13	5	2	4	5	12	18	9	9	15	0	0
Syria	362	362	222	5	6	4	6	1	9	5	4	8	9	3	0
Tunisia	67	68	40	0	1	3	4	1	2	2	0	2	0	0	0
U.A.E	58	40	20	1	0	1	0	0	0	0	0	1	1	0	0
Yemen	713	730	443	15	15	11	12	10	16	15	17	28	22	9	0
Total EMR	19179	21919	13179	414	455	430	367	387	548	531	431	496	388	128	15

Table 2: Confirmed polio cases by month of onset

Country	Total year 2017	Total year 2018	28/07		Confirmed polio cases by month of onset											
			2018	2019	August 2018	September 2018	October 2018	November 2018	December 2018	January 2019	February 2019	March 2019	April 2019	May 2019	June 2019	July 2019
Afghanistan	14	21	13	12	2	3	2	1	0	2	1	3	1	5	0	0
Bahrain	0	0	0	0	0	0	0	0	0	0	0	0	0	0	0	0
Djibouti	0	0	0	0	0	0	0	0	0	0	0	0	0	0	0	0
Egypt	0	0	0	0	0	0	0	0	0	0	0	0	0	0	0	0
Iran	0	0	0	0	0	0	0	0	0	0	0	0	0	0	0	0
Iraq	0	0	0	0	0	0	0	0	0	0	0	0	0	0	0	0
Jordan ****	0	0	0	0	0	0	0	0	0	0	0	0	0	0	0	0
Kuwait	0	0	0	0	0	0	0	0	0	0	0	0	0	0	0	0
Lebanon ****	0	0	0	0	0	0	0	0	0	0	0	0	0	0	0	0
Libya	0	0	0	0	0	0	0	0	0	0	0	0	0	0	0	0
Morocco	0	0	0	0	0	0	0	0	0	0	0	0	0	0	0	0
Oman	0	0	0	0	0	0	0	0	0	0	0	0	0	0	0	0
Pakistan	8	12	3	47	1	3	1	0	4	4	2	0	11	11	16	3
Palestine ****	0	0	0	0	0	0	0	0	0	0	0	0	0	0	0	0
Qatar	0	0	0	0	0	0	0	0	0	0	0	0	0	0	0	0
Saudi Arabia	0	0	0	0	0	0	0	0	0	0	0	0	0	0	0	0
Somalia	0	0	0	0	0	0	0	0	0	0	0	0	0	0	0	0
Sudan	0	0	0	0	0	0	0	0	0	0	0	0	0	0	0	0
Syria ****	0	0	0	0	0	0	0	0	0	0	0	0	0	0	0	0
Tunisia	0	0	0	0	0	0	0	0	0	0	0	0	0	0	0	0
U.A.E	0	0	0	0	0	0	0	0	0	0	0	0	0	0	0	0
Yemen	0	0	0	0	0	0	0	0	0	0	0	0	0	0	0	0
Total EMR	22	33	16	59	3	6	3	1	4	6	3	3	12	16	16	3

**** UNRWA cases are included with those of country of residence



World Health Organization – Regional Office for Eastern Mediterranean
AFP SURVEILLANCE
Week 30, ending 28 July 2019

28-Jul-19

Number 1086

Table 3: Investigation of AFP cases with paralysis onset in 2018 & 2019 up to date

COUNTRY	2018												2019												Latest line List Date
	AFP									Specimen	Wild cases ****		AFP									Specimen	Wild cases ****		
	Total AFP cases	Case classification					Non polio AFP rate **	AFP cases pending classification > 90 days from onset of paralysis	AFP cases pending classification and lab > 90 days from onset of paralysis		% with *** adequate specimens	Wild P1 Poliovirus	Wild P3 Poliovirus	Total AFP cases	Case classification					Annualized Non polio AFP rate **	AFP cases pending classification > 90 days from onset of paralysis		AFP cases pending classification and lab > 90 days from onset of paralysis	% with *** adequate specimens	
		Total Confirmed Polio Cases *	Polio Compatible	Pending Classification	Discarded (non polio AFP)	VDPV				Total Confirmed Polio Cases *					Polio Compatible	Pending Classification	Discarded (non polio AFP)	VDPV							
Afghanistan	3378	21	0	0	3357	0	16.6	0	0	93.8	21	0	2155	12	0	243	1900	0	18.5	16	1	94.2	12	0	28/07/2019
Bahrain	35	0	0	0	35	0	12.1	0	0	97.1	0	0	10	0	0	10	0	0	6.0	6	6	100.0	0	0	28/07/2019
Djibouti	0	0	0	0	0	0	0.0	0	0	#DIV/0!	0	0	1	0	0	1	0	0	0.5	0	0	0.0	0	0	
Egypt	1246	0	0	2	1243	1	3.2	2	0	93.2	0	0	754	0	0	125	629	0	3.4	0	0	87.3	0	0	25/07/2019
Iran	896	0	0	0	894	2	4.6	0	0	97.0	0	0	523	0	0	25	498	0	4.8	0	0	95.6	0	0	27/07/2019
Iraq	1023	0	0	0	1023	0	6.7	0	0	89.9	0	0	619	0	0	53	566	0	7.1	6	0	95.3	0	0	26/07/2019
Jordan	115	0	0	0	115	0	4.1	0	0	100.0	0	0	82	0	0	2	80	0	5.1	0	0	100.0	0	0	
Kuwait	72	0	0	0	72	0	8.1	0	0	90.3	0	0	25	0	0	1	24	0	4.9	0	0	84.0	0	0	28/07/2019
Lebanon	89	0	0	0	89	0	4.8	0	0	96.6	0	0	50	0	0	10	40	0	4.7	4	0	88.0	0	0	28/07/2019
Libya	122	0	0	0	122	0	4.9	0	0	96.7	0	0	39	0	0	2	37	0	2.7	0	0	100.0	0	0	
Morocco	212	0	0	1	211	0	2.4	1	0	77.8	0	0	106	0	0	48	58	0	2.1	31	12	72.6	0	0	
Oman	28	0	0	0	28	0	3.2	0	0	92.9	0	0	12	0	0	1	11	0	2.2	0	0	83.3	0	0	28/07/2019
Pakistan	12276	12	1	0	12263	0	15.7	0	0	87.0	12	0	7430	47	0	643	6740	0	16.5	130	0	89.1	47	0	28/07/2019
Palestine	44	0	0	0	44	0	2.3	0	0	90.9	0	0	35	0	0	15	20	0	3.2	0	0	100.0	0	0	28/07/2019
Qatar	10	0	0	0	10	0	2.8	0	0	100.0	0	0	2	0	0	1	1	0	1.0	0	0	50.0	0	0	
Saudi Arabia	241	0	0	0	241	0	3.0	0	0	95.9	0	0	128	0	0	46	82	0	2.8	29	4	90.6	0	0	
Somalia	353	0	0	0	341	12	5.5	0	0	97.7	0	0	210	0	0	21	186	3	5.8	1	0	97.6	0	0	28/07/2019
Sudan	579	0	0	0	579	0	3.2	0	0	97.2	0	0	272	0	0	88	184	0	2.6	2	2	98.5	0	0	
Syria	362	0	0	0	362	0	4.7	0	0	87.3	0	0	222	0	0	27	195	0	5.0	0	0	85.6	0	0	27/07/2019
Tunisia	68	0	0	0	68	0	2.6	0	0	80.9	0	0	40	0	0	9	30	1	2.5	2	2	82.5	0	0	24/07/2019
U.A.E	40	0	0	2	38	0	3.2	2	1	97.5	0	0	20	0	0	5	15	0	2.8	1	0	85.0	0	0	23/07/2019
Yemen	730	0	0	154	576	0	5.2	154	131	91.6	0	0	443	0	0	438	5	0	5.5	258	238	91.2	0	0	27/07/2019
EMR	21919	33	1	159	21711	15	8.7	159	132	89.8	33	0	13178	59	0	1814	11301	4	9.2	486	265	90.7	59	0	
2017	19179	22	3	72	19006	46	7.7	72	58	88.9	22	0													

* Confirmed polio cases refer to wild isolation from AFP cases or from contacts of negative index AFP cases

** Non-polio AFP per 100,000 children <15 years

*** Adequate here refers to two stool specimens collected at least 24 hours apart, within 14 days of paralysis onset

**** AFP cases co infected with P1 and P3 are counted separately as wild isolates



World Health Organization – Regional Office for Eastern Mediterranean

AFP SURVEILLANCE

Week 30, ending 28 July 2019

28-Jul-19

Table 4: Investigation of contacts of AFP cases

Number 1086

COUNTRY	2018						2019					
	# OF CONTACTS	LAB RESULTS					# OF CONTACTS	LAB RESULTS				
		WILD	VDPV	SL	NPEV	PENDING		WILD	VDPV	SL	NPEV	PENDING
AFG	1009	4	0	52	217	0	640	4	0	28	115	30
BAH	2	0	0	0	0	0	0	0	0	0	0	0
DJI	0	0	0	0	0	0	0	0	0	0	0	0
EGY	495	0	0	11	58	17	294	0	0	7	30	29
IRN	145	0	0	3	6	0	97	0	0	0	6	0
IRQ	811	0	0	22	93	9	349	0	0	5	9	29
JOR	0	0	0	0	0	0	0	0	0	0	0	0
KUW	0	0	0	0	0	0	0	0	0	0	0	0
LEB	218	0	0	3	16	20	22	0	0	0	3	0
LIB	1	0	0	0	0	0	2	0	0	0	0	0
MOR	161	0	0	0	9	9	42	0	0	1	0	17
OMA	70	0	0	2	16	0	23	0	0	1	8	5
PAK	4200	3	0	207	882	0	2754	3	0	136	405	115
PAL	0	0	0	0	0	0	0	0	0	0	0	0
QAT	0	0	0	0	0	0	0	0	0	0	0	0
SAA	5	0	0	0	0	5	0	0	0	0	0	0
SOM	1051	0	10	49	133	0	637	0	1	12	77	63
SUD	350	0	0	3	24	88	166	0	0	0	9	66
SYR	670	0	62	8	17	0	468	0	0	10	22	46
TUN	1	0	0	0	0	0	10	0	0	0	2	0
UAE	0	0	0	0	0	0	0	0	0	0	0	0
YEM	1558	0	0	0	0	1459	288	0	0	0	0	289
EMR	10747	7	72	360	1471	1607	5792	7	1	200	686	689

Table 4 (B): Most recent wild contacts in EMRO, 2018-2019

Year / Country	Count	Most recent stool collection
2018	7	12-Oct-18
AFG	4	8-Aug-18
PAK	3	12-Oct-18
2019	7	20-Jun-19
AFG	4	20-Jun-19
PAK	3	14-Jun-19

Table 4 (C): Number and distribution by district of -ve index AFP cases identified as wild positive by contact in EMR, 2018-2019

YEAR	COUNTRY	PROVINCE	DISTRICT	COUNT	First case	Most recent case
2019	AFG	HILMAND	SANGIN	1	6-Mar-19	6-Mar-19
		HILMAND	MUSAQALAH	1	5-Jun-19	5-Jun-19
	PAK	KHYBER PAKHTUNKHV	TORGHAR	1	25-May-19	25-May-19
		KHYBER PAKHTUNKHV	LAKKIMRWT	1	27-May-19	27-May-19
Total			4	6-Mar-19	5-Jun-19	
2018	AFG	NANGARHAR	PACHIERAGAM	1	17-Jul-18	17-Jul-18
		URUZGAN	SHAHID-E-HASSA	1	8-Jul-18	8-Jul-18
	PAK	KHYBER PAKHTUNKHV	BAJOUR	1	1-Sep-18	1-Sep-18
		BALOCHSITAN	DUKKI	1	15-Apr-18	15-Apr-18
Total			4	15-Apr-18	1-Sep-18	



**World Health Organization – Regional Office for Eastern Mediterranean
AFP SURVEILLANCE**

Week 30, ending 28 July 2019

Table 5: Laboratory investigation of AFP cases

28-Jul-19

Number 1086

Country	Polio laboratories Sequencing performed by CDC and RIVM laboratories	AFP cases with specimens	Preliminary virus isolation results of AFP cases						Poliovirus intratypic differentiation results #									Indicators				Latest report Date				
			Ref for ITD		NPEV only	Negative	Pending		Type 1			Type 2			Type 3			Discordant pending sequence	NPEV by PCR	Non-EV	Pending ITD		% specimens positive for NPEV*	% AFP cases with culture results within 14 days	% AFP cases with ITD results within 7 days	% AFP cases with ITD results within 45 days of onset**
			L20B+	L20B+/NPEV			received < / = 14 days	received > 14 days ago	Wild	Sabin	VDPV	Wild	Sabin	VDPV	Wild	Sabin	VDPV									
Afghanistan	RRL Pakistan	2101	138	20	308	1501	131	3	10	101						104		1	1	1	14%	99%	100%	98%		
Bahrain	PNL Oman																									
Djibouti	NPL Kenya	1						1																		
Egypt***	RRL Egypt	725	30	3	53	583	49	7		14						19		5	2		8%	95%	100%	99%		
Iran	NPL Iran	548	7		9	497	35			2						5					3%	100%	100%	99%		
Iraq	PNLIraq, RRL Egypt	620	10		73	494	35	8		4						5					10%	100%	100%	71%		
Jordan	PNL Jordan, RRL Tunisia	82			12	70	1														14%	100%				
Kuwait	RRL Kuwait	31			2	24		5													8%	85%		100%		
Lebanon	RRL Egypt	48	1		4	40	3								1						9%	100%	100%	0%		
Libya	RRL Tunisia	43			1	41	1														1%	100%		98%		
Morocco	PNL Morocco, RRL Tunisia	110	1		2	99	6	2							1						2%	100%	100%	95%		
Oman	NPL Oman	11			2	7		2													24%	100%		100%		
Pakistan	RRL Pakistan	7317	328	36	996	5614	306	14	45	197						206		4	1		12%	100%	99%	97%		
Palestine & UNRWA		33			4	24	1	4													14%	42%		100%		
Qatar	NPL Oman	2				2															0%	100%		100%		
Saudi Arabia	PNL Saudi Arabia, NPL Oman	135	4			123		8								4					1%	95%	100%	100%		
Somalia	NPL Kenya	203	7		38	139	3	16		3			3		2				1		21%	16%		99%		
Sudan	PNL Sudan, RRL Egypt	283	5		28	154	31	65		1					2						12%	77%	100%	25%		
Syria	PNL Syria, RRL Tunisia	216	12		9	178	17			5					9						6%	100%	100%	50%		
Tunisia	RRL Tunisia	35			3	32															11%	100%		100%		
U.A.E	NPL Oman	17			3	14															18%	100%		53%		
Yemen	RRL Egypt																									
Total EMR 2019		12561	543	59	1547	9636	619	135	55	327			3		358		1	10	3	2	11%	97%	99%	98%		
Total EMR 2018		20746	902	90	3513	16219		18	29	590	3		6#	6	628	7#		22	1	3	16%	94%	95%	97%		

* Specimens from all sources including non-AFP cases, excluding environmental samples

Somalia in 2018 has a total of 12 cVDPV cases (5 cVDPV2, 6 cVDPV3 & 1 coinfection cVDPV2&cVDPV3)

** This indicator reflects surveillance and laboratory activities



World Health Organization – Regional Office for Eastern Mediterranean
AFP SURVEILLANCE

Week 30, ending 28 July 2019

28-Jul-19
Number 1086

Table 6: Environmental isolate by year and type

COUNTRY / YEAR	WILD	WILD & VDPV2	VDPV2	VDPV3	NEGATIVE FOR WPV	PENDING	TOTAL
AFG							
2016	2				183		185
2017	42				274		316
2018	83				253		336
2019	26				103		129
PAK							
2016	60	3	5		462		530
2017	106	1	4		523		634
2018	139				534		673
2019	176				205	33	414
EGY							
2016			1		528		529
2017					522		522
2018					540		540
2019					353	48	401
IRN							
2017					6		6
2018					54		54
2019	3				36	3	42
JOR							
2016					2		2
2017					32		32
2018					36		36
2019					19	2	21
LEB							
2016					4		4
2017					27		27
2018					45		45
2019					23	1	24
SOM							
2017			2		34		36
2018			20	12	181		213
2019			1		27	4	32
SUD							
2018					15		15
2019					23	7	30
SYR							
2017					4		4
2018					102		102
2019					82	16	98
TOTAL	637	4	33	12	5232	114	6032

Table 7: Environmental WPV/VDPV isolate by province, 2019

COUNTRY / YEAR	WPV count	Most recent isolate
AFG	26	24-Jun-19
WILD	26	24-Jun-19
HILMAND	6	25-Apr-19
KANDAHAR	15	24-Jun-19
NANGARHAR	5	23-Mar-19
PAK	176	10-Jul-19
WILD	176	10-Jul-19
BALUCHISTAN	31	2-Jul-19
FATA	6	28-May-19
ISLAMABAD	2	2-May-19
KPAKHTUNKHWA	23	10-Jul-19
PUNJAB	42	8-Jul-19
SINDH	72	10-Jul-19
IRN	3	20-May-19
WILD	3	20-May-19
S & B	3	20-May-19
SOM	1	3-Feb-19
VDPV2	1	3-Feb-19
BANADIR	1	3-Feb-19
TOTAL	206	10-Jul-19

Figure 1: Non Polio AFP Rate and Wild Virus in EMR 2019 to date

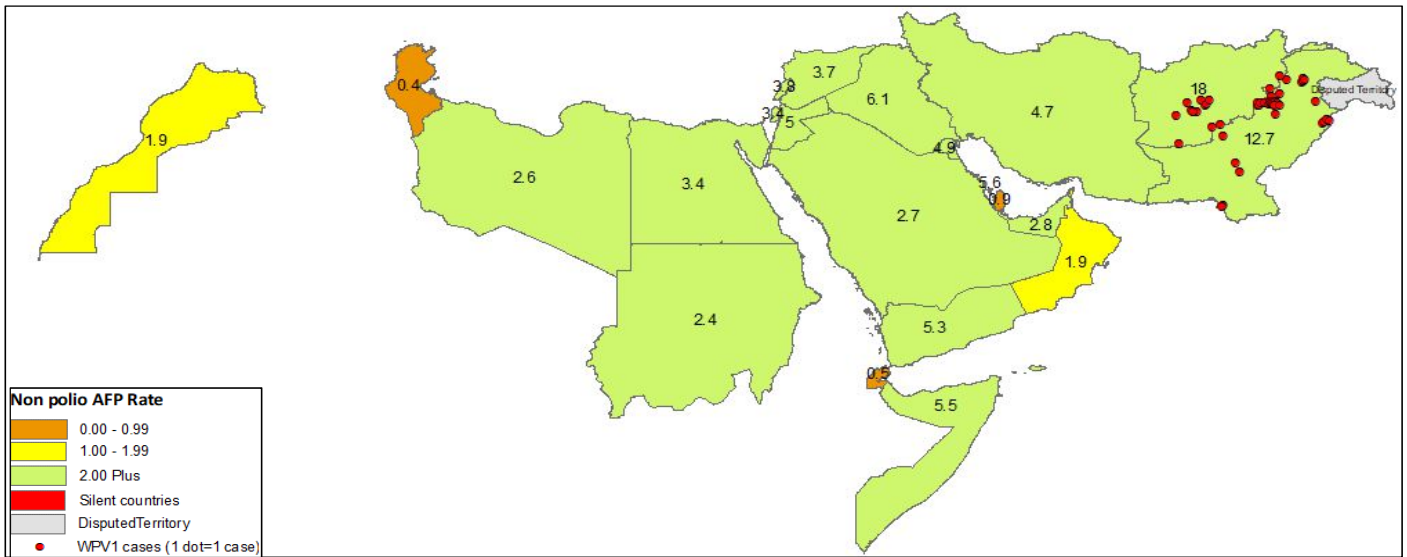


Figure 2: Percent of AFP cases with Adequate Samples & Compatible Cases in EMR 2019 to date

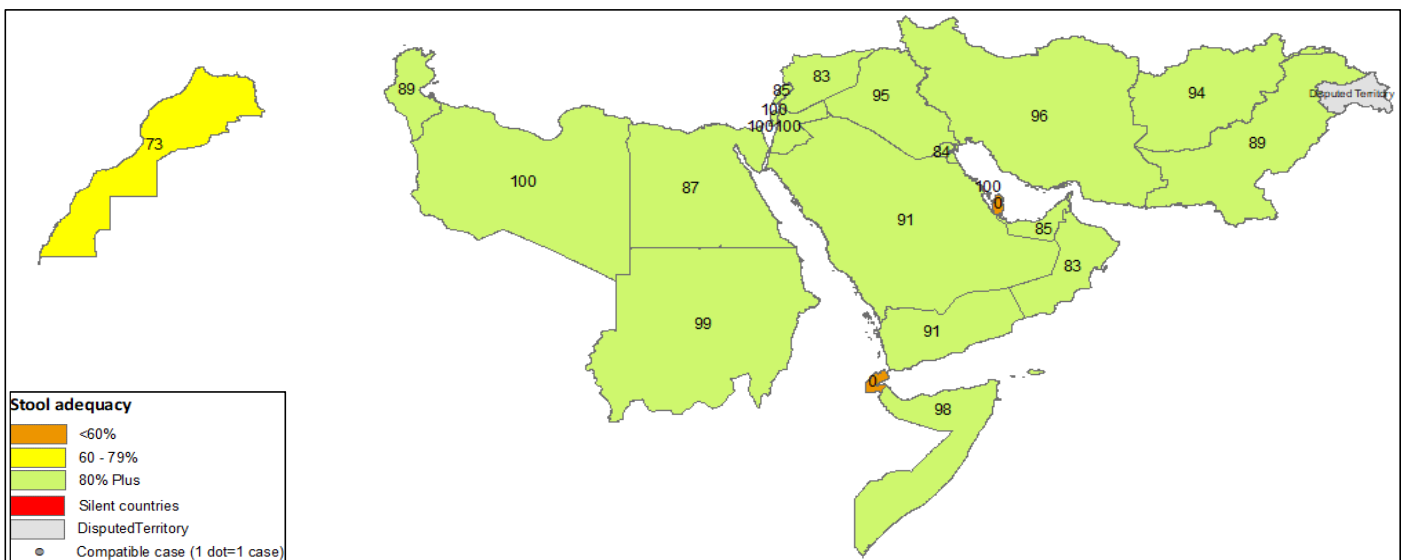


Table 8: Wild polio cases by country and date of onset of paralysis in EMR, 2018 - 2019

Country / Year	Number of cases	First case	Last case
AFG			
2018	21	1-Jan-18	06-Nov-18
2019	12	4-Jan-19	26-May-19
PAK			
2018	12	8-Mar-18	31-Dec-18
2019	47	15-Jan-19	11-Jul-19

Last reported wild Polio P3 from Pakistan with date of onset 18/04/2012

World Health Organization – Regional Office for Eastern Mediterranean AFP SURVEILLANCE Week 30, ending 28 July 2019

28-Jul-19

Number 1086

Figure 3: Non Polio AFP rate by Province in Afghanistan & by District in Pakistan 2019 to date

Figure 4: Percent of AFP cases with Adequate Samples in Afghanistan by Province & Pakistan by District, 2019 to date

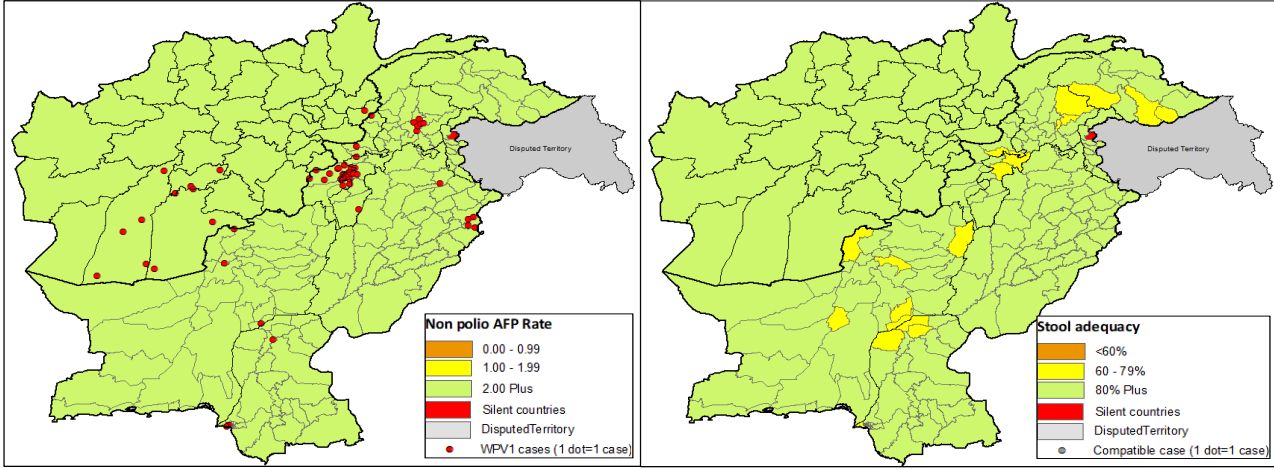
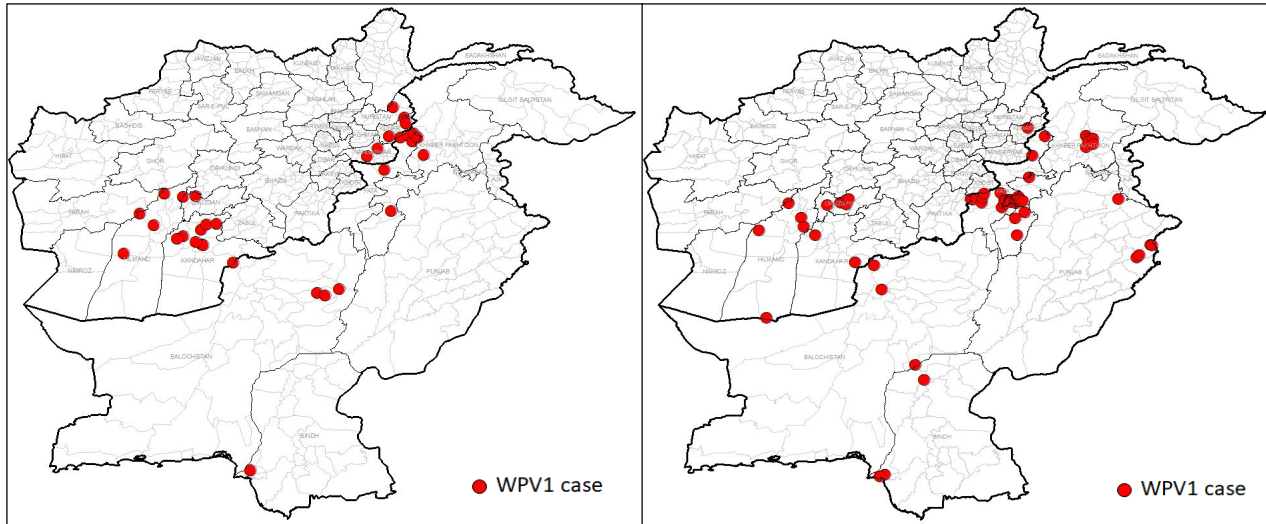


Figure 5: Wild Virus Cases by Type & District in Afghanistan & Pakistan

5(a) 2018

5(b) 2019 to date





World Health Organization – Regional Office for Eastern Mediterranean

AFP SURVEILLANCE

Week 30, ending 28 July 2019

28-Jul-19

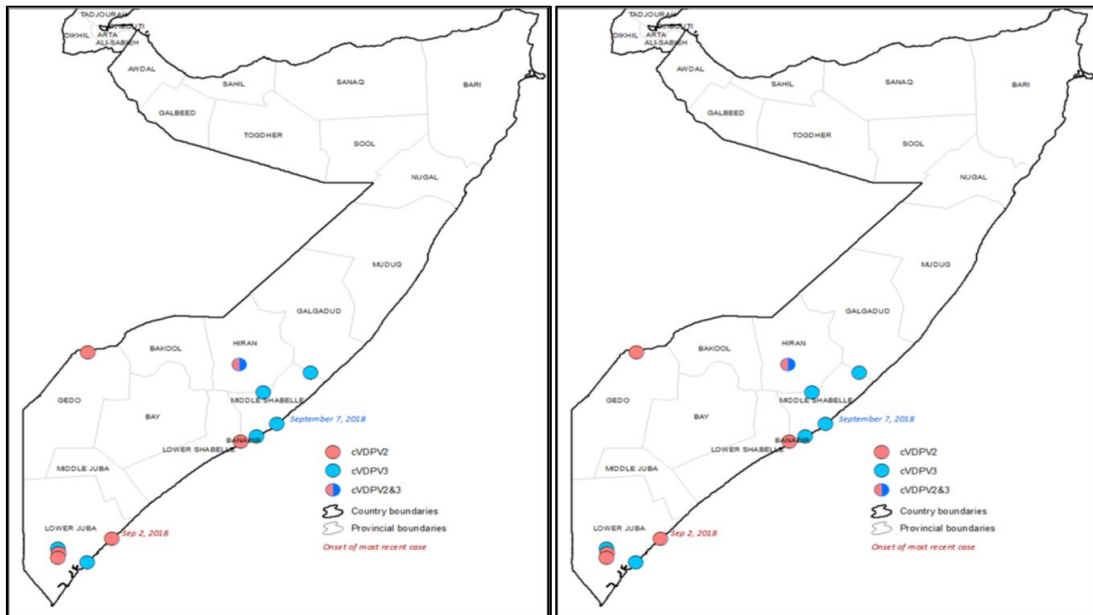
Number 1086

Table 11: Circulating VDPV cases and date of onset of paralysis in EMR countries by districts 2018-2019										
COUNTRY	YEAR	PROVINCE	DISTRICT	cVDPV2			cVDPV3			
				Count	First Case	Last Case	Count	First Case	Last Case	
SOM	2019	BARI	BOSSASO	1	08-May-19	08-May-19				
		TOGDHER	BUHODLE	1	21-Apr-19	21-Apr-19				
		SOOL	LAS ANOD	1	15-Mar-19	15-Mar-19				
	Total 2019				3	15-Mar-19	8-May-19			
	2018	LOWER JUBA	JAMAAME WEST	1	02-Sep-18	02-Sep-18				
			KISMAYO	2	29-Jul-18	30-Jul-18	2	4-Jul-18	27-Jul-18	
		MIDDLE SHABELLE	RUNINGOD	1			1	07-Sep-18	07-Sep-18	
			MAHADAY WARSHAIKH	1			1	29-Jun-18	29-Jun-18	
		BANADIR	DANYILE	2	16-May-18	23-May-18				
		HIRAN	BULO BURTI	1	11-May-18	11-May-18	1	11-May-18	11-May-18	
	GEDO	DOLO	1	26-May-18	26-May-18					
	Total 2018				6	11-May-18	2-Sep-18	7	11-May-18	7-Sep-18

Figure 6: Somalia cVDPV cases by type and district

6(a) 2018

6(a) 2019 to date





World Health Organization – Regional Office for Eastern Mediterranean

AFP SURVEILLANCE

Week 30, ending 28 July 2019

28-Jul-19

Number 1086

**Circulating VDPV cases and date of onset of paralysis in EMR countries by districts
2018-2019**

Year	COUNTRY	PROVINCE	DISTRICT	cVDPV2			cVDP3		
				Count	First Case	Last Case	Count	First Case	Last Case
2018	SOM	MIDDLE SHABELLE	RUNINGOD				1	07-09-18	07-09-18
			MAHADAY				1	29-06-18	29-06-18
			WARSHEIKH				2	16-05-18	23-05-18
		LOWER JUBA	JAMAAME WEST	1	02-09-18	02-09-18			
			KISMAYO	2	29-07-18	30-07-18	2	24-06-18	27-07-18
		BANADIR	DAYNILE	1	10-07-18	10-07-18			
		GEDO	DOLO	1	26-05-18	26-05-18			
SOM Total				5	26-05-18	02-09-18	6	16-05-18	07-09-18
2018 Total				5	26-05-18	02-09-18	6	16-05-18	07-09-18
2019	SOM	BARI	BOSSASO	1	08-05-19	08-05-19			
			TOGDHER	1	21-04-19	21-04-19			
			SOOL	1	15-03-19	15-03-19			
		SOM Total				3	15-03-19	08-05-19	
2019 Total				3	15-03-19	08-05-19			