

## Highlights of Polio Fax Bulletin No. 1083 for Week 27 2019

### I. Poliovirus Transmission

1. **Endemic countries (PAKISTAN & AFGHANISTAN):** Nine new wild poliovirus type-1 (WPV1) cases and 3 new positive environmental samples from Pakistan were reported this week.

a. *Human samples:* Nine new WPV1 cases reported this week from Pakistan. Total WPV1 cases in 2019 to date are 51 (10 from Afghanistan and 41 from Pakistan). This compares with 13 cases in 2018 in the same period (Afghanistan – 10 and Pakistan – 3).

- Afghanistan:

In 2019 to date, 10 WPV1 cases are reported. They include four cases from Uruzgan province, three from Hilmand, two from Kandahar province and one from Kunar province. The most recent case has onset of paralysis on 20 May 2019.

- Pakistan:

- Case (1): The first new WPV1 case is an 8-month old male child from new infected district namely Jaffarabad in Balochistan province. He has onset of paralysis on 28 May 2019 and reportedly received 5 doses of oral polio vaccine (OPV) from supplementary immunization activities (SIAs) and none from routine.

Case (2): The second new WPV1 case is a 2-month old male child from Bannu district, Khyber Pakhtunkhwa province (KP). He has onset of paralysis on 9 June 2019 and reportedly received 1 dose of oral polio vaccine (OPV) from SIAs and none from routine.

Case (3): The third new WPV1 case is a 9-month old male child from Killa Abdullah district, Balochistan province. He has onset of paralysis on 9 June 2019 and did not receive any OPV doses.

Case (4): The fourth new WPV1 case is an 8-month old male child from Bannu district, KP. He has onset of paralysis on 11 June 2019 and reportedly received 2 doses of oral polio vaccine (OPV) both from SIAs and none from routine.

Case (5): The fifth new WPV1 case is a 46-month old female child from Torghar district, KP. She has onset of paralysis on 13 June 2019 and reportedly received 3 doses of oral polio vaccine (OPV) through SIAs.

Case (6): The sixth new WPV1 case is a 30-month old male child from Bannu district, Khyber Pakhtunkhwa province (KP). He has onset of paralysis on 14 June 2019 and reportedly received 8 doses of oral polio vaccine (OPV) out of which one dose was from routine and seven from SIAs.

Case (7): The seventh new WPV1 case is a 27-month old male child from Bannu district, KP. He has onset of paralysis on 16 June 2019 and reportedly received 7 doses of oral polio vaccine (OPV) - all from SIAs.

Case (8): The eighth new WPV1 case is a 16-month old male child from Torghar district, KP. He has onset of paralysis on 17 June 2019 and reportedly received 3 doses of oral polio vaccine (OPV) - all from SIAs.

Case (9): The ninth new WPV1 case is a 12-month old female child from Bannu district, KP. She has onset of paralysis on 20 June 2019. The child is zero dose for routine immunization and for SIAs still under investigation.

- In 2019 to date, 41 WPV1 cases reported from Pakistan. They include 25 from KP, 8 from KP Tribal Districts (KPTD), 2 from Balochistan and 3 each from Punjab and Sindh. The most recent reported case has date of onset of paralysis on 20 June 2019.
- b. *Environmental samples*: Three new WPV1 positive environmental samples were reported this week, all from Pakistan.
- Afghanistan: In 2019 to date, there are 25 positive environmental samples with most recent positive sample collected on 27 May 2019.
  - Pakistan: The 3 new WPV1 positive environmental samples reported this week include one from Punjab (Lahore district); and two from Sindh province (one each from Gadap and Iqbal Karachi towns). In 2019 to date, there are 162 positive environmental samples with most recent positive sample collected on 19 June 2019.

## 2. Outbreak response countries

SOMALIA: No new cVDPV2 or cVDPV3 cases or isolates from human or environmental samples were reported this week.

- In 2019 to date, Somalia has reported three cVDPV2 cases. The most recent reported case has date of onset of paralysis on 8 May 2019.
- In addition, cVDPV2 was isolates from healthy child sample collected during community sampling on 25 May 2019. aVDPV2 was isolates from an environmental sample in February 2019.
- In 2018: Somalia has reported a total of 12 cases due to cVDPVs, which include 5 due to cVDPV2, 6 due to cVDPV3 and 1 due to co-infection of cVDPV2 and cVDPV3. The last cVDPV3 was isolated from a sewage sample from Mogadishu collected on 23 August 2018.

## II. Surveillance performance indicators

In 2019, 19 of 22 member states are meeting the global target of both key surveillance indicators, namely non polio AFP rate of 2 per 100,000 children aged below 15 years and percent AFP cases with adequate specimen 80% and above.

- a. Djibouti, did not report any AFP case since April 2017.
- b. Morocco has a percentage of AFP cases with adequate stool specimens of 72.6%.
- c. Qatar has a non-polio AFP rate of 1.1 and percentage of AFP cases with adequate stool specimens of 50%
- d. In Yemen there are AFP cases pending final classification more than 90 days due to delayed lab results because of delay shipment of specimens to reference polio laboratories.

## World Health Organization – Regional Office for Eastern Mediterranean

## AFP SURVEILLANCE

8-Jul-19

Week 27, ending 7 July 2019

Number 1083

Table 1: Acute Flaccid Paralysis (AFP) cases by week of onset

Country	Reported AFP cases by week of onset - Week (27/19) / Ending on : 07/07/2019														
	Total AFP 2017	Total AFP 2018	Total AFP to date, 2019	W16 21 Apr 19	W17 28 Apr 19	W18 05 May 19	W19 12 May 19	W20 19 May 19	W21 26 May 19	W22 02 Jun 19	W23 09 Jun 19	W24 16 Jun 19	W25 23 Jun 19	W26 30 Jun 19	W27 07 Jul 19
Afghanistan	3094	3378	1929	55	75	74	66	74	81	56	65	85	83	64	9
Bahrain	18	35	10	0	0	0	1	0	0	1	1	1	0	0	0
Djibouti	4	0	0	0	0	0	0	0	0	0	0	0	0	0	0
Egypt	1242	1246	677	14	19	20	30	23	22	19	18	36	28	20	11
Iran	820	896	469	25	19	22	25	19	16	16	18	7	6	2	0
Iraq	699	1023	540	25	21	11	12	15	16	21	13	27	19	9	
Jordan ****	116	115	80	3	2	1	5	0	3	1	3	2	2	3	
Kuwait	69	72	23	0	0	0	0	0	0	1	1	1	1	1	0
Lebanon ****	75	89	45	1	2	1	1	0	1	2	2	2	1	0	
Libya	88	122	38	1	1	2	1	0	2	0	3	2	0		
Morocco	143	213	106	6	3	6	4	5	4	1	2	5	3	2	
Oman	40	28	11	0	1	1	1	0	0	0	2	0	1	0	0
Pakistan	10319	12275	6634	292	276	244	217	273	248	204	212	303	272	79	1
Palestine ****	43	44	27	3	1	1	0	0	0	3	3	1	0		
Qatar	18	10	2	0	0	0	0	0	0	1	0	0	0	0	0
Saudi Arabia	276	241	128	10	4	4	4	4	1	1	1	1	1	1	0
Somalia	345	353	191	7	7	8	7	11	6	1	9	9	5	7	1
Sudan	570	578	225	4	11	9	13	5	2	4	5	12	4	0	
Syria ****	362	362	198	4	5	10	5	6	4	6	1	9	4	1	
Tunisia	67	68	33	1	3	0	0	1	2	3	1	1	0	0	
U.A.E	58	40	18	0	0	0	1	0	1	0	0	0	0	0	0
Yemen	713	730	319	23	13	10	11	13	11	8	3	1			
<b>Total EMR</b>	<b>19179</b>	<b>21918</b>	<b>11703</b>	<b>474</b>	<b>463</b>	<b>424</b>	<b>404</b>	<b>449</b>	<b>420</b>	<b>349</b>	<b>363</b>	<b>505</b>	<b>430</b>	<b>189</b>	<b>22</b>

No data = No report received

Table 2: Confirmed polio cases by month of onset

Country	Total year 2017	Total year 2018	07/07		Confirmed polio cases by month of onset											
			2018	2019	August 2018	September 2018	October 2018	November 2018	December 2018	January 2019	February 2019	March 2019	April 2019	May 2019	June 2019	July 2019
Afghanistan	14	21	10	10	2	3	2	1	0	2	1	3	1	3		
Bahrain	0	0	0	0	0	0	0	0	0							
Djibouti	0	0	0	0	0	0	0	0	0	0	0	0	0	0	0	
Egypt	0	0	0	0	0	0	0	0	0							
Iran	0	0	0	0	0	0	0	0	0	0	0	0	0			
Iraq	0	0	0	0	0	0	0	0	0	0	0	0	0			
Jordan ****	0	0	0	0	0	0	0	0	0	0	0	0	0	0		
Kuwait	0	0	0	0	0	0	0	0	0	0	0	0	0	0		
Lebanon ****	0	0	0	0	0	0	0	0	0	0	0	0	0	0		
Libya	0	0	0	0	0	0	0	0	0	0	0	0	0			
Morocco	0	0	0	0	0	0		0	0							
Oman	0	0	0	0	0	0	0	0	0	0	0	0	0	0	0	
Pakistan	8	12	3	41	1	3	1	0	4	4	2	0	11	11	13	
Palestine ****	0	0	0	0	0	0	0	0	0							
Qatar	0	0	0	0	0	0	0	0	0	0	0	0	0	0	0	
Saudi Arabia	0	0	0	0	0	0	0	0	0	0	0					
Somalia	0	0	0	0	0	0	0	0	0	0	0	0	0	0		
Sudan	0	0	0	0	0	0	0	0	0	0	0	0	0			
Syria ****	0	0	0	0	0	0	0	0	0	0	0	0	0	0		
Tunisia	0	0	0	0	0	0	0	0	0	0	0	0		0		
U.A.E	0	0	0	0	0	0	0	0		0	0	0	0		0	
Yemen	0	0	0	0												
<b>Total EMR</b>	<b>22</b>	<b>33</b>	<b>13</b>	<b>51</b>	<b>3</b>	<b>6</b>	<b>3</b>	<b>1</b>	<b>4</b>	<b>6</b>	<b>3</b>	<b>3</b>	<b>12</b>	<b>14</b>	<b>13</b>	<b>0</b>

\*\*\*\* UNRWA cases are included with those of country of residence

## AFP SURVEILLANCE

8-Jul-19

Week 27, ending 7 July 2019

Number 1083

Table 3: Investigation of AFP cases with paralysis onset in 2018 &amp; 2019 up to Week (27/19) / Ending on : 07/07/2019

COUNTRY	2018											2019											Latest line List Date		
	AFP									Specimen	Wild cases ****		AFP									Specimen		Wild cases ****	
	Total AFP cases onset 2018	Case classification					Non polio AFP rate **	AFP cases pending classification > 90 days from onset of paralysis	AFP cases pending classification and lab > 90 days from onset of paralysis		% with *** adequate specimens	Wild P1 Poliovirus	Wild P3 Poliovirus	Total AFP cases onset 2019	Case classification					Annualized Non polio AFP rate **	AFP cases pending classification > 90 days from onset of paralysis			AFP cases pending classification and lab > 90 days from onset of paralysis	% with *** adequate specimens
		Total Confirmed Polio Cases *	Polio Compatible	Pending Classification	Discarded (non polio AFP)	VDPV				Total Confirmed Polio Cases *					Polio Compatible	Pending Classification	Discarded (non polio AFP)	VDPV							
Afghanistan	3378	21	0	0	3357	0	16.6	0	0	93.8	21	0	1929	10	0	261	1658	0	18.4	20	2	94.6	10	0	07-07-2019
Bahrain	35	0	0	0	35	0	12.1	0	0	97.1	0	0	10	0	0	6	4	0	6.7	2	2	100.0	0	0	07-07-2019
Djibouti	0	0	0	0	0	0	0.0	0	0		0	0	0	0	0	0	0	0.0	0	0			0	0	07-07-2019
Egypt	1246	0	0	2	1243	1	3.2	2	0	93.2	0	0	677	0	0	164	513	0	3.4	1	0	84.9	0	0	06-07-2019
Iran	896	0	0	0	894	2	4.6	0	0	97.0	0	0	469	0	0	16	453	0	4.7	0	0	95.7	0	0	07-07-2019
Iraq	1023	0	0	0	1023	0	6.7	0	0	89.9	0	0	540	0	0	55	485	0	6.9	6	0	95.0	0	0	05-07-2019
Jordan	115	0	0	0	115	0	4.1	0	0	100.0	0	0	80	0	0	3	77	0	5.6	0	0	100.0	0	0	04-07-2019
Kuwait	72	0	0	0	72	0	8.1	0	0	90.3	0	0	23	0	0	4	19	0	5.0	1	0	91.3	0	0	07-07-2019
Lebanon	89	0	0	1	88	0	4.8	1	0	96.6	0	0	45	0	0	10	35	0	4.7	4	0	86.7	0	0	04-07-2019
Libya	122	0	0	0	122	0	4.9	0	0	96.7	0	0	38	0	0	6	32	0	2.9	0	0	100.0	0	0	28-06-2019
Morocco	213	0	0	2	211	0	2.4	2	0	77.8	0	0	106	0	0	48	58	0	2.3	30	12	72.6	0	0	01-07-2019
Oman	28	0	0	0	28	0	3.2	0	0	92.9	0	0	11	0	0	1	10	0	2.2	0	0	81.8	0	0	07-07-2019
Pakistan	12275	12	1	1	12261	0	15.7	1	0	87.0	12	0	6634	41	0	645	5948	0	16.4	90	0	89.4	41	0	08-07-2019
Palestine	44	0	0	0	44	0	2.3	0	0	90.9	0	0	27	0	0	12	15	0	2.8	0	0	100.0	0	0	23-06-2019
Qatar	10	0	0	0	10	0	2.8	0	0	100.0	0	0	2	0	0	1	1	0	1.1	0	0	50.0	0	0	07-07-2019
Saudi Arabia	241	0	0	0	241	0	3.0	0	0	95.9	0	0	128	0	0	46	82	0	3.1	17	2	90.6	0	0	07-07-2019
Somalia	353	0	0	0	341	12	5.5	0	0	97.7	0	0	191	0	0	21	167	3	5.8	0	0	97.9	0	0	07-07-2019
Sudan	578	0	0	0	578	0	3.2	0	0	97.2	0	0	225	0	0	42	183	0	2.4	1	1	98.2	0	0	03-07-2019
Syria	362	0	0	0	362	0	4.7	0	0	87.3	0	0	198	0	0	22	176	0	5.0	0	0	84.8	0	0	06-07-2019
Tunisia	68	0	0	0	68	0	2.6	0	0	80.9	0	0	33	0	0	3	29	1	2.2	0	0	81.8	0	0	05-07-2019
U.A.E	40	0	0	2	38	0	3.2	2	1	97.5	0	0	18	0	0	3	15	0	2.8	1	0	88.9	0	0	01-07-2019
Yemen	730	0	0	293	437	0	5.2	293	260	91.6	0	0	319	0	0	316	3	0	4.4	207	188	92.2	0	0	15-06-2019
EMR	21918	33	1	301	21568	15	8.7	301	261	89.8	33	0	11703	51	0	1685	9963	4	9.0	380	207	90.8	51	0	
2017	19179	22	3	72	19006	76	7.7	72	58	88.9	22	0													

\* Confirmed polio cases refer to wild isolation from AFP cases or from contacts of negative index AFP cases

\*\* Non-polio AFP per 100,000 children &lt;15 years

\*\*\* Adequate here refers to two stool specimens collected at least 24 hours apart, within 14 days of paralysis onset and specimens received in the lab in Good Condition

\*\*\*\* AFP cases co infected with P1 and P3 are counted separately as wild isolates

World Health Organization – Regional Office for Eastern Mediterranean  
AFP SURVEILLANCE  
Week 27, ending 7 July 2019

8-Jul-19  
Number 1083

Table 4 (a): Lab results of contacts' samples in EMR, 2018 - 2019

COUNTRY	2018						2019					
	# OF CONTACTS	LAB RESULTS					# OF CONTACTS	LAB RESULTS				
		WILD	VDPV	SL	NPEV	PENDING		WILD	VDPV	SL	NPEV	PENDING
AFG	1009	4	0	52	217	0	590	1	0	28	107	39
BAH	2	0	0	0	0	0	0	0	0	0	0	0
DJI	0	0	0	0	0	0	0	0	0	0	0	0
EGY	495	0	0	11	58	17	264	0	0	7	23	44
IRN	145	0	0	3	6	0	88	0	0	0	4	0
IRQ	811	0	0	22	93	9	297	0	0	5	8	10
JOR	0	0	0	0	0	0	0	0	0	0	0	0
KUW	0	0	0	0	0	0	0	0	0	0	0	0
LEB	218	0	0	3	16	20	22	0	0	0	3	0
LIB	1	0	0	0	0	0	2	0	0	0	0	0
MOR	161	0	0	0	9	9	42	0	0	1	0	17
OMA	70	0	0	2	16	0	18	0	0	1	8	0
PAK	4209	3	0	207	882	0	2446	3	0	131	339	113
PAL	0	0	0	0	0	0	0	0	0	0	0	0
QAT	0	0	0	0	0	0	0	0	0	0	0	0
SAA	5	0	0	0	0	5	0	0	0	0	0	0
SOM	1051	0	10	49	133	0	580	0	1	8	69	63
SUD	350	0	0	3	24	88	149	0	0	0	9	49
SYR	670	0	0	8	17	0	393	0	0	10	21	30
TUN	1	0	0	0	0	0	10	0	0	0	2	0
UAE	0	0	0	0	0	0	0	0	0	0	0	0
YEM	1558	0	0	0	0	1558	264	0	0	0	0	265
<b>EMR</b>	<b>10756</b>	<b>7</b>	<b>10</b>	<b>360</b>	<b>1471</b>	<b>1706</b>	<b>5165</b>	<b>4</b>	<b>1</b>	<b>191</b>	<b>593</b>	<b>630</b>

Table 4 (B): Most recent wild contacts in EMRO, 2018 - 2019

Year	Country	Data	
		Count of wild contacts	Date of Most Recent stool collection
2019	Afghanistan	1	6-Mar-19
	Pakistan	3	14-Jun-19
<b>2019 Total</b>		<b>4</b>	<b>14-Jun-19</b>
2018	Afghanistan	4	7-Aug-18
	Pakistan	3	12-Oct-18
<b>2018 Total</b>		<b>7</b>	<b>12-Oct-18</b>

Table 4 (C): Number and distribution by district of -ve index AFP cases identified as wild positive by contact in EMR, 2018-2019

YEAR	COUNTRY	PROVINCE	DISTRICT	COUNT	First case	Last case
2019	AFG	HILMAND	SANGIN	1	06-Mar-19	06-Mar-19
	PAK	KHYBER PAKHTUNKHWA (KP)	LAKKIMRWT	1	27-May-19	27-May-19
			TORGHAR	1	25-May-19	25-May-19
<b>2019 Total</b>				<b>3</b>	<b>06-Mar-19</b>	<b>27-May-19</b>
2018	AFG	NANGARHAR	PACHIERAGAM	1	17-Jul-18	17-Jul-18
		URUZGAN	SHAHID-E-HASSA	1	08-Jul-18	08-Jul-18
	PAK	KHYBER PAKHTUNKHWA TRIBAL DISTRICTS (KPTD)	BAJOUR	1	01-Sep-18	01-Sep-18
			BALOCHSITAN	DUKKI	1	15-Apr-18
<b>2018 Total</b>				<b>4</b>	<b>15-Apr-18</b>	<b>01-Sep-18</b>

**Table 5: Laboratory investigation of AFP cases with paralysis onset in 2019 up to Week (27/2019) / Ending on : (07/07/2019)**

Country	Polio laboratories  (ITD / Nucleotide Sequencing (Nucleotide Sequencing performed by EGY, PAK, TUN, CDC and RIVM laboratories))	AFP cases with specimens	Preliminary virus isolation results of AFP cases						Poliovirus intratypic differentiation results #										Indicators				Latest report Date			
			Referred for ITD		NPEV only	Negative	Pending		Type 1			Type 2			Type 3			Discordant pending sequence	NPEV by PCR	Non-EV	Pending ITD	% specimens positive for NPEV*		% AFP cases with culture results within 14 days	% AFP cases with ITD results within 7 days	% AFP cases with ITD results within 45 days of onset**
			L20B+	L20B+/NPEV			received < / = 14 days	received > 14 days ago	Wild	Sabin	VDPV	Wild	Sabin	VDPV	Wild	Sabin	VDPV									
Afghanistan	RRL Pakistan	1869	125	15	251	1323	155		9	90						94		1				13%	98%	100%	99%	08/07/2019
Bahrain	NPL Oman / CDC																								01/07/2019	
Djibouti	NPL Kenya / CDC																								07/07/2019	
Egypt***	RRL Egypt	640	28	1	46	510	41	14		13						18		3	1			8%	95%	100%	99%	04/07/2019
Iran	NPL Iran / CDC	468	7		7	437	5	12		2						5						3%	100%	100%	99%	30/06/2019
Iraq	RRL Egypt	557	7		62	428	55	5		4						5						10%	100%	100%	71%	04/07/2019
Jordan	NPL Jordan / RRL EGYPT	80			11	66	3															14%	100%			07/07/2019
Kuwait	RRL Kuwait / RIVM	28			1	22		5														8%	87%		100%	04/07/2019
Lebanon	NPL Jordan / RRL EGYPT	44	1		4	37	2								1							10%	100%	100%	0%	07/07/2019
Libya	RRL Tunisia / RIVM	40			1	38	1															1%	100%		100%	05/07/2019
Morocco	NPL Morocco / RRL Tunisia	92	1		1	85		5							1							1%	100%	100%	95%	21/06/2019
Oman	NPL Oman / CDC	11			2	7	1	1														24%	100%		100%	01/07/2019
Pakistan	RRL Pakistan	6531	296	35	851	4998	339	2	39	179						189		1	3	1	2	11%	100%	99%	97%	08/07/2019
Palestine & UNRWA		27			4	15		8														21%	35%		100%	23/06/2019
Qatar	NPL Oman / CDC	2				2																0%	100%		100%	01/07/2019
Saudi Arabia	NPL Saudi Arabia / CDC	134	4			121	7	2								4						1%	95%	100%	100%	02/07/2019
Somalia	NPL Kenya / CDC	191	6		36	129	11	9		2			3		1					1		21%	15%		99%	07/07/2019
Sudan	NPL Sudan / RRL Egypt	236	3		28	154	20	31		1					2							12%	78%	100%	25%	07/07/2019
Syria	NPL Syria / RRL Egypt	193	12		8	158	11	4		5					9							6%	100%	100%	50%	04/07/2019
Tunisia	RRL Tunisia	32			3	21	4	4														14%	100%		100%	05/07/2019
U.A.E	NPL Oman / CDC	17			3	14																18%	100%		53%	01/07/2019
Yemen	NPL Kenya / CDC																									15/06/2019
<b>Total EMR 2019</b>		11192	490	51	1319	8565	655	102	48	296			3		329		2	6	2	3		11%	97%	100%	98%	
<b>Total EMR 2018</b>		20746	902	90	3513	16219		18	29	590	3		6 #	6	628	7 #		22	1	3		14%	92%	99%	97%	

\* Specimens from all sources including non-AFP cases, excluding environmental samples

# Somalia in 2018 so far has a total of 12 cVDPV cases (5 cVDPV2, 6 cVDPV3 & 1 coinfection cVDPV2/cVDPV3)

\*\* This indicator reflects surveillance and laboratory activities

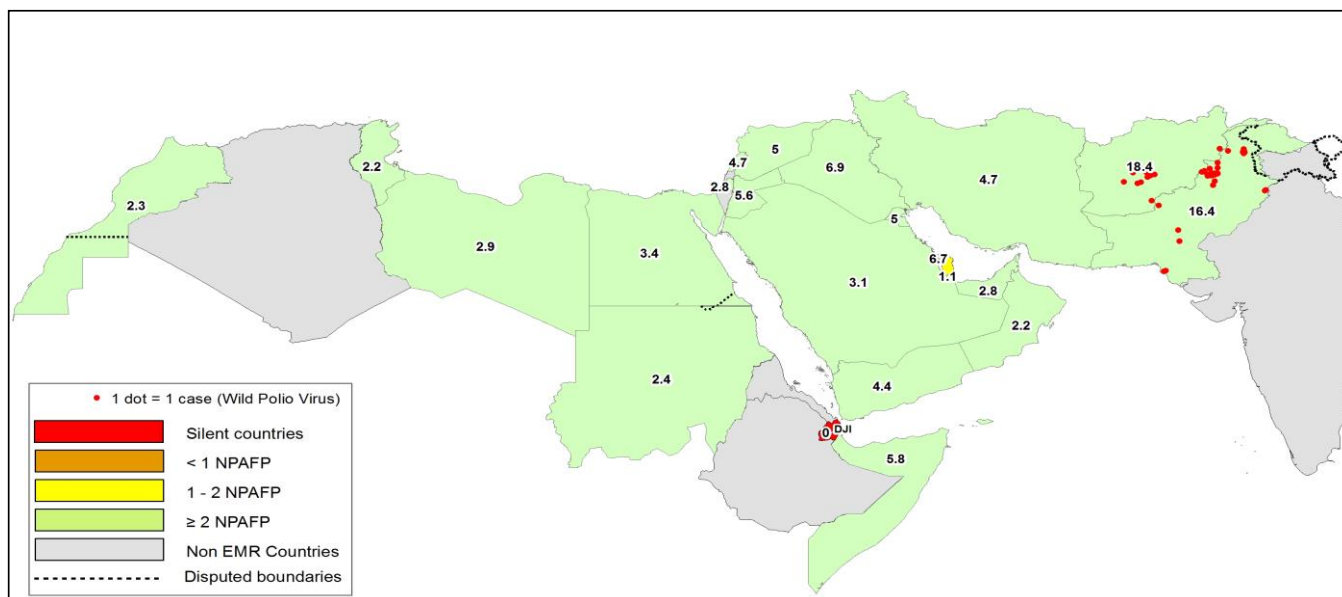
Table 6: Environmental isolate by year and type

Country	Status	2015	2016	2017	2018	2019
AFG	NEGATIVE	129	183	274	253	83
	PENDING					20
	WILD	20	2	42	83	25
<b>AFG Total</b>		<b>149</b>	<b>185</b>	<b>316</b>	<b>336</b>	<b>128</b>
EGY	NEGATIVE	495	528	522	540	255
	PENDING					59
	VDPV2	3	1			
<b>EGY Total</b>		<b>498</b>	<b>529</b>	<b>522</b>	<b>540</b>	<b>314</b>
IRN	NEGATIVE				6	54
	PENDING					2
	WILD					3
<b>IRN Total</b>				<b>6</b>	<b>54</b>	<b>36</b>
JOR	NEGATIVE		2	32	36	14
	PENDING					4
<b>JOR Total</b>			<b>2</b>	<b>32</b>	<b>36</b>	<b>18</b>
LEB	NEGATIVE		4	27	45	18
	PENDING					6
<b>LEB Total</b>			<b>4</b>	<b>27</b>	<b>45</b>	<b>24</b>
PAK	NEGATIVE	347	462	523	534	176
	PENDING					35
	WILD	79	59	105	139	162
	WILD & VDPV2	5	3	1		
	VDPV2	8	5	4		
<b>PAK Total</b>		<b>439</b>	<b>529</b>	<b>633</b>	<b>673</b>	<b>373</b>
SOM	NEGATIVE				34	181
	PENDING					8
	VDPV2				2	20
	VDPV3					12
<b>SOM Total</b>				<b>36</b>	<b>213</b>	<b>32</b>
SYR	NEGATIVE				4	102
	PENDING					9
<b>SYR Total</b>				<b>4</b>	<b>102</b>	<b>87</b>
<b>Grand Total</b>		<b>1086</b>	<b>1249</b>	<b>1576</b>	<b>1999</b>	<b>1012</b>

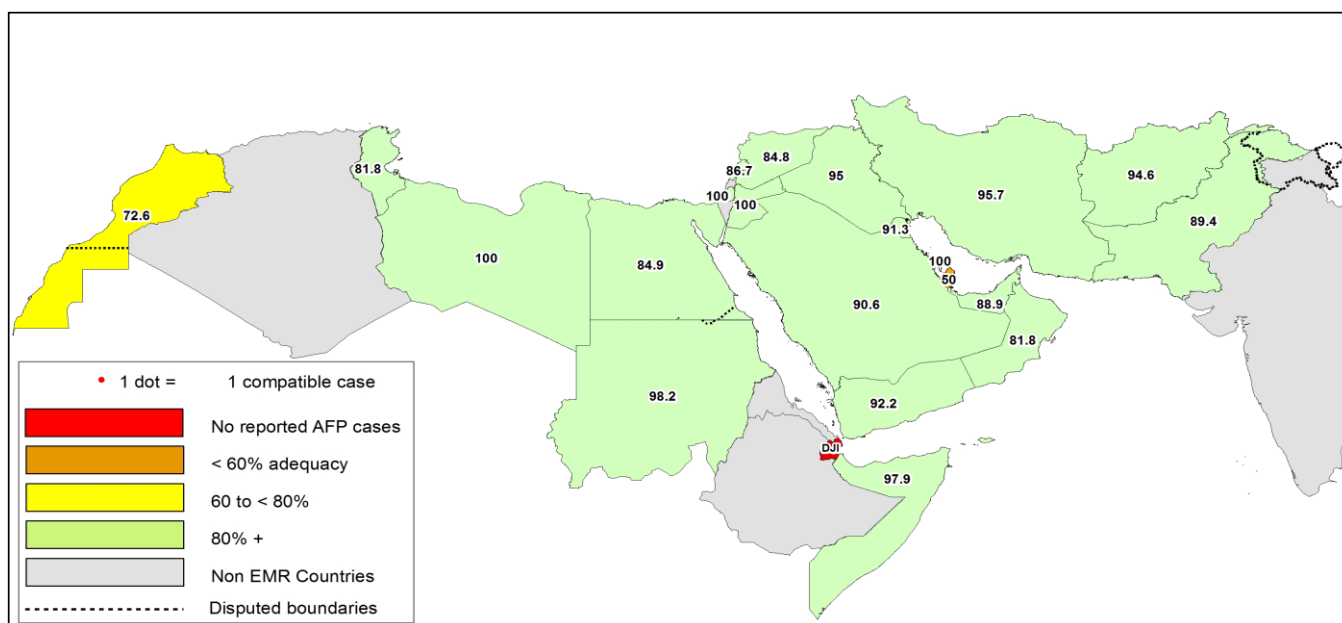
Table 7: Environmental Wild/VDPV isolate by site

Country	COUNTRY	Status	PROVINCE	DISTRICT	Count	First date	Last date			
2018	AFG	WILD	HILMAND	LASHKARGAH	12	8-Jan	26-Dec			
				HIRAT	1	25-Jun	25-Jun			
				KABUL	3	26-Feb	26-Jun			
				KANDAHAR	42	8-Jan	26-Dec			
				KHOST	1	25-Sep	25-Sep			
				KUNAR	2	24-Apr	25-Sep			
				NANGARHAR	3	28-Jan	25-Oct			
				JALALABAD	19	27-Jan	26-Dec			
				<b>AFG Total</b>				<b>83</b>	<b>8-Jan</b>	<b>26-Dec</b>
				PAK	WILD	BALOCHISTAN	LORALAI	2	17-Mar	17-Aug
							PISHIN	1	2-Dec	2-Dec
							QUETTA	13	13-Feb	20-Dec
							KABDULAH	8	1-Jan	15-Dec
							ISLAMABAD	7	10-Jan	10-Nov
PUNJAB	12	11-Jun	18-Dec							
LAHORE	15	10-Jan	14-Dec							
RAWALPINDI	2	12-Feb	12-Sep							
DGKHAN	1	9-Feb	9-Feb							
HYDERABAD	3	12-Feb	12-Sep							
JACOBABAD	3	12-Feb	12-Sep							
KAMBAR	3	7-Apr	9-Jul							
KHIBALDIA	2	1-Aug	4-Sep							
KHIGADAP	15	15-Feb	11-Dec							
KHIGIQBAL	1	13-Sep	13-Sep							
KHIKORANGI	1	14-Dec	14-Dec							
KHILANDHI	3	10-Jan	30-Jul							
KHISITE	2	1-Jan	3-Sep							
SUKKUR	2	8-Feb	9-Nov							
KHILIAQAT	2	7-Mar	7-Nov							
KHISADDAR	1	10-Sep	10-Sep							
KP TRIBAL DISTRICTS (KPTD)	5	19-May	25-Oct							
BAJOUR	2	26-Nov	27-Dec							
WAZIR-S	4	31-Mar	27-Dec							
BANNU	5	5-Jan	27-Sep							
KOHAT	2	15-Oct	15-Nov							
MARDAN	2	18-Sep	18-Oct							
NOWSHERA	23	10-Jan	26-Dec							
<b>PAK Total</b>							<b>139</b>	<b>1-Jan</b>	<b>27-Dec</b>	
SOM	VDPV2	BANADIR	HAMAR WEYN				11	4-Jan	20-Sep	
			HODAN				2	22-Feb	4-Oct	
			WABERI				7	1-Mar	11-Oct	
			HAMAR WEYN				6	11-Feb	5-Apr	
			HODAN				1	1-Feb	1-Feb	
VDPV3	BANADIR	HAMAR WEYN	5	8-Mar	23-Aug					
		WABERI	5	8-Mar	23-Aug					
<b>SOM Total</b>				<b>32</b>	<b>4-Jan</b>	<b>11-Oct</b>				
<b>2018 Total</b>					<b>254</b>	<b>1-Jan</b>	<b>27-Dec</b>			
2019	AFG	WILD	HILMAND	LASHKARGAH	3	23-Feb	25-Apr			
				NAHR-E-SARAJ	3	6-Jan	26-Jan			
				KANDAHAR	14	6-Jan	27-May			
				NANGARHAR	5	26-Jan	23-Mar			
				<b>AFG Total</b>				<b>25</b>	<b>6-Jan</b>	<b>27-May</b>
				PAK	WILD	BALOCHISTAN	KHUZDAR	1	20-Mar	20-Mar
							LORALAI	1	17-Mar	17-Mar
							PISHIN	2	2-Feb	11-Jun
							QUETTA	16	1-Jan	1-Jun
							KABDULAH	8	1-Jan	19-Apr
							ISLAMABAD	2	12-Apr	2-May
							PUNJAB	2	3-Jan	6-Feb
							LAHORE	27	5-Jan	19-Jun
							MULTAN	3	18-Feb	8-May
RAWALPINDI	8	10-Jan	10-Jun							
DGKHAN	1	8-Apr	8-Apr							
SINDH	1	2-May	2-May							
HYDERABAD	6	24-Jan	11-Jun							
JACOBABAD	2	24-Jan	12-Feb							
KAMBAR	2	7-Mar	13-Jun							
KHIBALDIA	5	2-Jan	11-Jun							
KHIGADAP	14	8-Jan	18-Jun							
KHIGIQBAL	5	11-Apr	19-Jun							
KHIKORANGI	4	18-Feb	15-May							
KHILANDHI	4	19-Feb	16-May							
KHISITE	6	3-Jan	10-Jun							
SUKKUR	5	23-Jan	15-May							
KHILIAQAT	4	7-Feb	2-May							
KHISADDAR	6	7-Jan	13-Jun							
KP TRIBAL DISTRICTS (KPTD)	5	22-Jan	28-May							
WAZIR-S	1	15-Jan	15-Jan							
KURRAM	5	28-Jan	28-May							
BANNU	4	8-Jan	11-Jun							
DIKHAN	1	27-Feb	27-Feb							
KOHAT	4	16-Mar	15-Jun							
MARDAN	7	11-Jan	10-May							
PESHAWAR	7	11-Jan	19-Jun							
<b>PAK Total</b>							<b>162</b>	<b>1-Jan</b>	<b>19-Jun</b>	
SOM	VDPV2	BANADIR	HODAN				1	3-Feb	3-Feb	
<b>SOM Total</b>				<b>1</b>	<b>3-Feb</b>	<b>3-Feb</b>				
IRN	WILD	S & B	IRANSHAHR	3	22-Apr	20-May				
<b>IRN Total</b>				<b>3</b>	<b>22-Apr</b>	<b>20-May</b>				
<b>2019 Total</b>					<b>191</b>	<b>1-Jan</b>	<b>19-Jun</b>			

**Figure 1: Non Polio AFP Rate and Wild Virus in EMR 01/01/2019 - 07/07/2019**



**Figure 2: Percent of AFP cases with Adequate Samples & Compatible Cases in EMR 01/01/2019 - 07/07/2019**



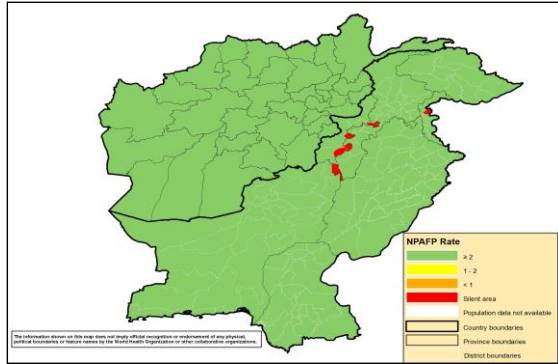
**Table 8: Wild polio cases by country and date of onset of paralysis in EMR, 2018 - 2019**

Year	COUNTRY	Count	First Case	Last Case
2018	AFG	21	1-Jan-18	6-Nov-18
	PAK	12	8-Mar-18	31-Dec-18
<b>2018 Total</b>		<b>33</b>	<b>1-Jan-18</b>	<b>31-Dec-18</b>
2019	AFG	10	4-Jan-19	20-May-19
	PAK	41	15-Jan-19	20-Jun-19
<b>2019 Total</b>		<b>51</b>	<b>4-Jan-19</b>	<b>20-Jun-19</b>

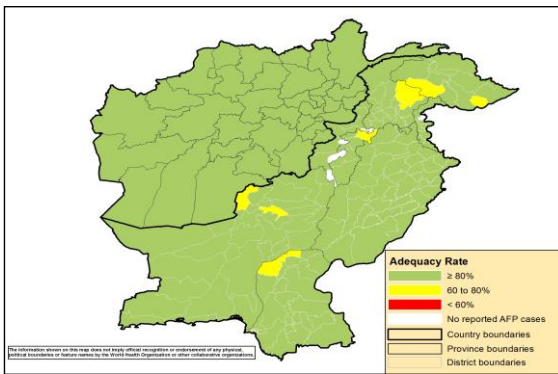
Last reported wild Polio P3 from Pakistan with date of onset 18/04/2012



**Figure 3: Non Polio AFP rate by Province in Afghanistan & by District in Pakistan 01/01/2019 - 07/07/2019**

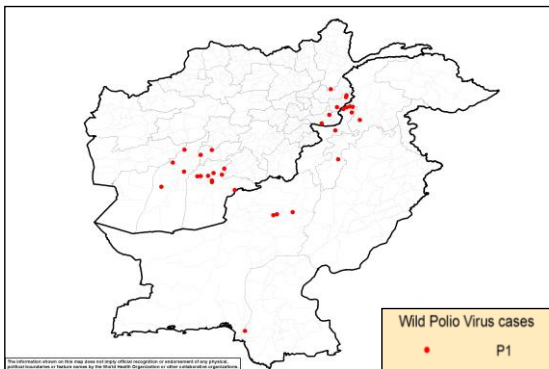


**Figure 4: Percent of AFP cases with Adequate Samples in Afghanistan by Province & Pakistan by District 01/01/2019 - 07/07/2019**

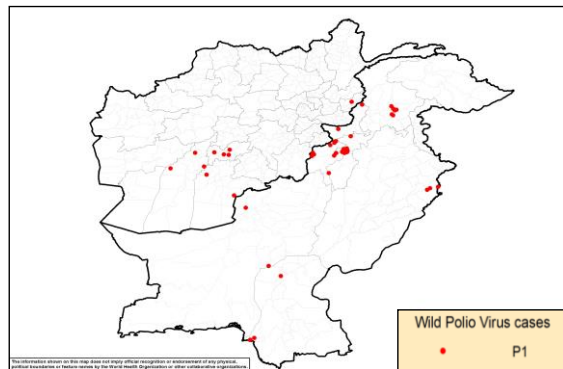


**Figure 5: Wild Virus Cases by Type & District in Afghanistan & Pakistan**

**5(a) 01/01/2018 - 31/12/2018**



**5(b) 01/01/2019 - 07/07/2019**



## World Health Organization – Regional Office for Eastern Mediterranean

## AFP SURVEILLANCE

Week 27, ending 7 July 2019

8-Jul-19

Number 1083

**Table 9: Wild Polio cases by district and date of onset of paralysis, Afghanistan 2018-2019**

ONSETYR	PROVINCE	DISTRICT	Count	First case	Last case
2018	HILMAND	NAWZAD	3	1-Sep-18	6-Nov-18
		NAD-E-ALI	1	1-Jun-18	1-Jun-18
	URUZGAN	SHAHID-E-HASSAS	2	8-Jul-18	9-Oct-18
	NURISTAN	PORUNS	1	26-Sep-18	26-Sep-18
	KANDAHAR	MAYWAND	1	24-Sep-18	24-Sep-18
		KANDAHAR	2	11-Aug-18	27-Aug-18
		ARGHANDAB (K)	1	17-Jul-18	17-Jul-18
		SHAHWALIKOT	3	5-Jan-18	27-Apr-18
		KHAKREZ	1	25-Feb-18	25-Feb-18
		SPINBOLDAK	1	6-Jan-18	6-Jan-18
	NANGARHAR	PACHIERAGAM	1	17-Jul-18	17-Jul-18
		KAMA	1	1-Jan-18	1-Jan-18
	KUNAR	CHAWKAY	1	22-Jun-18	22-Jun-18
GHAZIABAD		2	14-Feb-18	3-Mar-18	
<b>2018 Total</b>			<b>21</b>	<b>1-Jan-18</b>	<b>6-Nov-18</b>
2019	URUZGAN	TIRINKOT	2	19-May-19	20-May-19
		CHORA	1	20-Mar-19	20-Mar-19
		SHAHID-E-HASSAS	1	25-Feb-19	25-Feb-19
	KUNAR	WATAPUR	1	8-May-19	8-May-19
	HILMAND	NAWZAD	1	3-Apr-19	3-Apr-19
		WASHER	1	23-Mar-19	23-Mar-19
		SANGIN	1	6-Mar-19	6-Mar-19
	KANDAHAR	GHORAK	1	12-Jan-19	12-Jan-19
		SPINBOLDAK	1	4-Jan-19	4-Jan-19
<b>2019 Total</b>			<b>10</b>	<b>4-Jan-19</b>	<b>20-May-19</b>

**Table 10: Wild Polio cases by district and date of onset of paralysis, Pakistan 2018-2019**

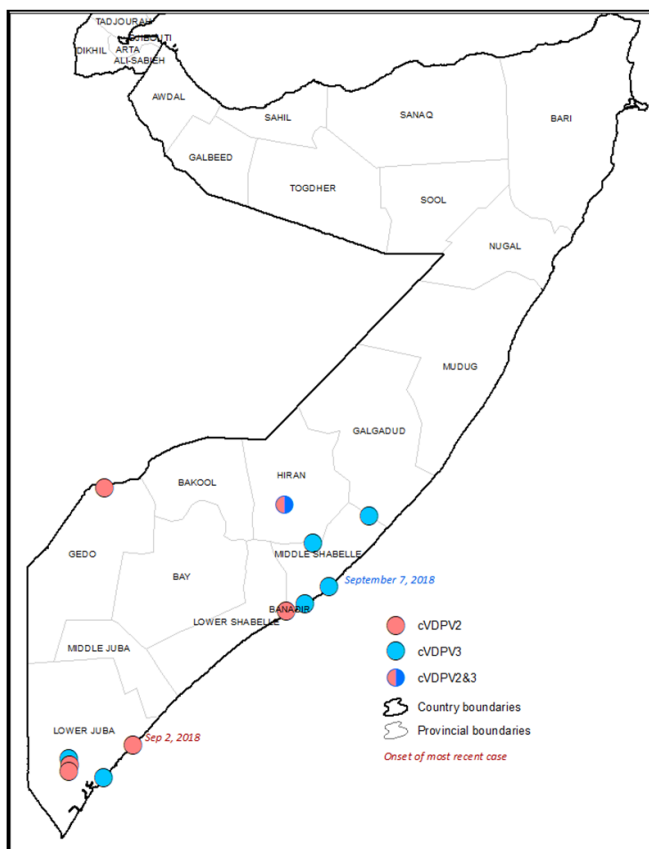
ONSETYR	PROVINCE	DISTRICT	Count	First case	Last case
2018	KP TRIBAL DISTRICTS (KPTD)	BAJOUR	5	1-Sep-18	31-Dec-18
		KHYBER	1	25-Sep-18	25-Sep-18
	KHYBER PAKHTUNKHWA (KP)	LAKKIMRWT	1	16-Dec-18	16-Dec-18
		CHARSADA	1	1-Aug-18	1-Aug-18
	SINDH	KHIGADAP	1	22-Sep-18	22-Sep-18
	BALUCHISTAN	DUKKI	3	8-Mar-18	18-May-18
<b>2018 Total</b>			<b>12</b>	<b>8-Mar-18</b>	<b>31-Dec-18</b>
2019	KHYBER PAKHTUNKHWA (KP)	BANNU	16	15-Jan-19	20-Jun-19
		TORGHAR	5	25-May-19	17-Jun-19
		LAKKIMRWT	1	27-May-19	27-May-19
		SHANGLA	1	18-May-19	18-May-19
		DIKHAN	1	5-May-19	5-May-19
		HANGU	1	20-Jan-19	20-Jan-19
	KP TRIBAL DISTRICTS (KPTD)	WAZIR-N	6	4-Apr-19	11-Jun-19
		KHYBER	1	14-Feb-19	14-Feb-19
		BAJOUR	1	18-Jan-19	18-Jan-19
	BALUCHISTAN	KABDULAH	1	9-Jun-19	9-Jun-19
		JAFARABAD	1	28-May-19	28-May-19
	SINDH	KHIGIQBAL	1	29-Apr-19	29-Apr-19
		LARKANA	1	17-Apr-19	17-Apr-19
		KHILAYARI	1	25-Feb-19	25-Feb-19
	PUNJAB	LAHORE	3	20-Jan-19	17-Apr-19
<b>2019 Total</b>			<b>41</b>	<b>15-Jan-19</b>	<b>20-Jun-19</b>

**Table 11: Circulating VDPV cases and date of onset of paralysis in EMR countries by districts 2018-2019**

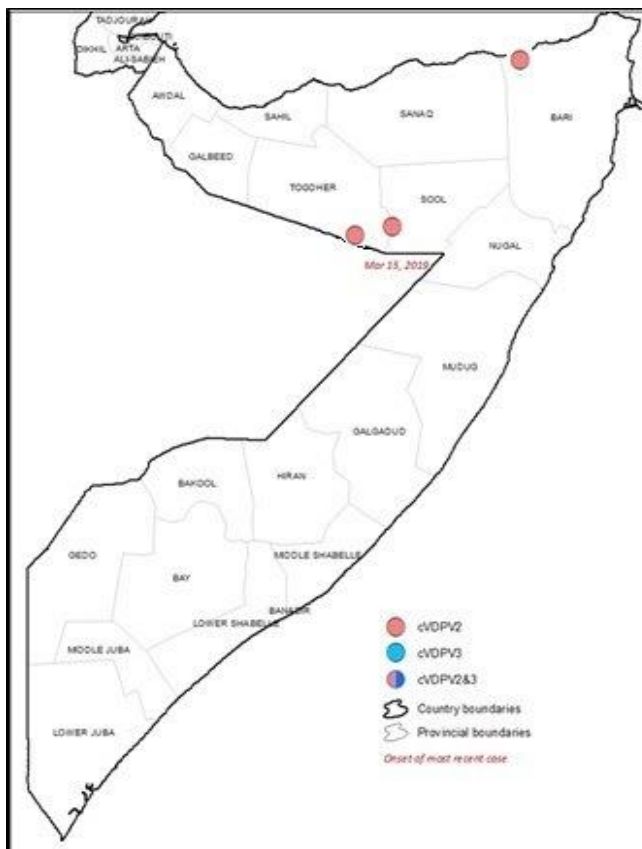
COUNTRY	YEAR	PROVINCE	DISTRICT	cVDPV2			cVDPV3			
				Count	First Case	Last Case	Count	First Case	Last Case	
SOM	2019	BARI	BOSSASO	1	08-May-19	08-May-19				
		TOGDHER	BUHODLE	1	21-Apr-19	21-Apr-19				
		SOOL	LAS ANOD	1	15-Mar-19	15-Mar-19				
	<b>Total 2019</b>				<b>3</b>	<b>15-Mar-19</b>	<b>8-May-19</b>			
	2018	LOWER JUBA	JAMAAME WEST	KISMAYO	1	02-Sep-18	02-Sep-18			
					2	29-Jul-18	30-Jul-18	2	4-Jul-18	27-Jul-18
		MIDDLE SHABELLE	RUNINGOD					1	07-Sep-18	07-Sep-18
			MAHADAY WARSHEIKH					1	29-Jun-18	29-Jun-18
		BANADIR	DANYILE			1	10-Jul-18	10-Jul-18		
		HIRAN	BULO BURTI			1	11-May-18	11-May-18	1	11-May-18
	GEDO	DOLO			1	26-May-18	26-May-18			
	<b>Total 2018</b>				<b>6</b>	<b>11-May-18</b>	<b>2-Sep-18</b>	<b>7</b>	<b>11-May-18</b>	<b>7-Sep-18</b>

**Figure 6: Somalia cVDPV cases by type and district**

**6(a) 01/01/2018 - 31/12/2018**



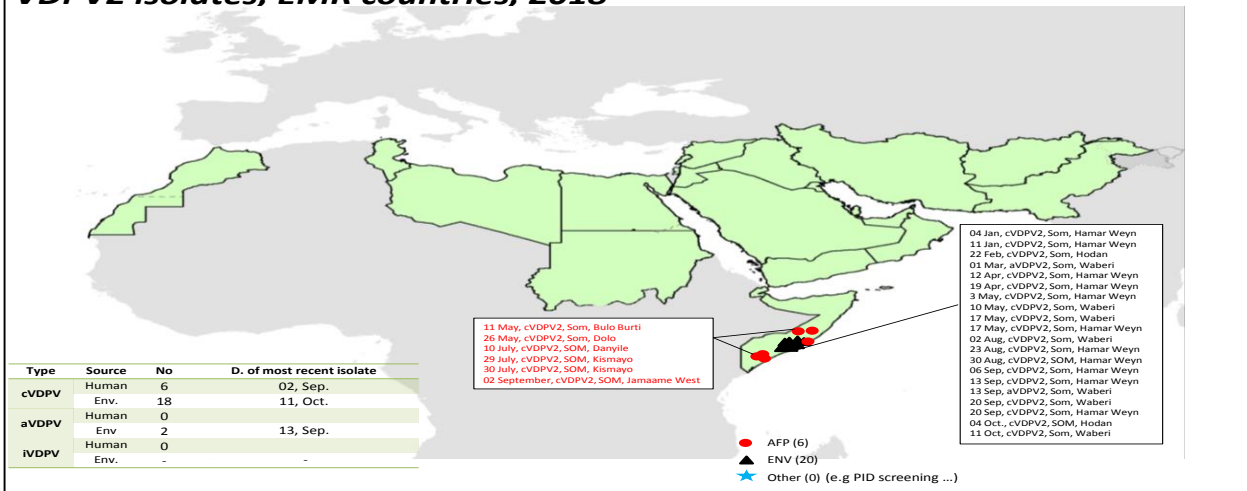
**6(b) 01/01/2019 - 07/07/2019**



### Sabin Like Type-2 Poliovirus Isolates (H & E) EMR, 2016-19



### VDPV2 isolates, EMR countries, 2018



### VDPV2 isolates, EMR countries, 2019

