

## Highlights of Polio Fax Bulletin No. 1082 for Week 26 2019

### I. Poliovirus Transmission

1. **Endemic countries (PAKISTAN & AFGHANISTAN):** Five new wild poliovirus type-1 (WPV1) cases from Pakistan were reported this week. Also 20 new positive environmental samples were reported - two from Afghanistan and 18 from Pakistan.

a. *Human samples:* Five new WPV1 cases reported this week from Pakistan. Total WPV1 cases in 2019 to date are 42 (10 from Afghanistan and 32 from Pakistan). This compares with 13 cases in 2018 in the same period (Afghanistan – 10 and Pakistan – 3).

- Afghanistan:

In 2019 to date, 10 WPV1 cases are reported. They include four cases from Uruzgan province, three from Hilmand, two from Kandahar province and one from Kunar province. The most recent case has onset of paralysis on 20 May 2019.

- Pakistan:

- Case (1): The first new WPV1 case is a 24-month old male child from Torghar district, Khyber Pakhtunkhwa province (KP). He has onset of paralysis on 25 May 2019 and reportedly received 7 doses of oral polio vaccine (OPV) - all from supplementary immunization activities (SIAs) and none from routine. The case was identified as positive for wild poliovirus by a positive contact.

Case (2): The second new WPV1 case is an 8-month old male child from Bannu district, KP. He has onset of paralysis on 10 June 2019 and reportedly received 6 doses of oral polio vaccine (OPV) - all from SIAs and none from routine.

Case (3): The third new WPV1 case is a 10-month old male child from Bannu district, KP. He has onset of paralysis on 10 June 2019 and reportedly received 7 doses of oral polio vaccine (OPV) - all from SIAs and none from routine.

Case (4): The fourth new WPV1 case is an 11-month old female child from North Waziristan district, KP Tribal Districts (KPTD). She has onset of paralysis on 11 June 2019 and reportedly received 5 doses of oral polio vaccine (OPV) - all from SIAs and none from routine.

Case (5): The fifth new WPV1 case is a 48-month old female child from Torghar district, KP. She has onset of paralysis on 12 June 2019 and reportedly received 5 doses of oral polio vaccine (OPV) - all from SIAs and none from routine.

- In 2019 to date, 32 WPV1 cases reported from Pakistan. They include 18 from KP, 8 from KP Tribal Districts (KPTD), 3 each from Punjab and Sindh. The most recent reported case has date of onset of paralysis on 12 June 2019.
- b. *Environmental samples:* Twenty new WPV1 positive environmental samples were reported this week, 2 from Afghanistan and 18 from Pakistan.
- Afghanistan: The two new WPV1 positive environmental samples reported this week are from Kandahar province (Kandahar district). In 2019 to date, there are 25 positive environmental samples with most recent positive sample collected on 27 May 2019.
  - Pakistan: The 18 new WPV1 positive environmental samples reported this week include one from KPTD (South Waziristan district); three from KP province (one each from Bannu, DI Khan and Mardan districts); two from Balochistan province (one each from Quetta and Pishin districts); seven from Sindh province (one each from Hyderabad and Kambar districts and one each from the following Karachi towns, Baldia, Site, Saddar, and two from Gadap); and five from Punjab province (two from Rawalpindi district and three from Lahore district). In 2019 to date, there are 159 positive environmental samples with most recent positive sample collected on 17 June 2019.

## 2. Outbreak response countries

**SOMALIA:** No new cVDPV2 or cVDPV3 cases or isolates from human or environmental samples were reported this week.

- In 2019 to date, Somalia has reported three cVDPV2 cases. The most recent reported case has date of onset of paralysis on 8 May 2019.
- In 2018: Somalia has reported a total of 12 cases due to cVDPVs, which include 5 due to cVDPV2, 6 due to cVDPV3 and 1 due to co-infection of cVDPV2 and cVDPV3. The last cVDPV3 was isolated from a sewage sample from Mogadishu collected on 23 August 2018.

## II. Surveillance performance indicators

In 2019, 19 of 22 member states are meeting the global target of both key surveillance indicators, namely non polio AFP rate of 2 per 100,000 children aged below 15 years and percent AFP cases with adequate specimen 80% and above.

- a. Djibouti, did not report any AFP case since April 2017.
- b. Morocco has a percentage of AFP cases with adequate stool specimens of 70.5%.
- c. Qatar has a non-polio AFP rate of 1.1 and percentage of AFP cases with adequate stool specimens of 50%
- d. In Yemen there are AFP cases pending final classification more than 90 days due to delayed lab results because of delay shipment of specimens to reference polio laboratories.

## World Health Organization – Regional Office for Eastern Mediterranean

## AFP SURVEILLANCE

1-Jul-19

Week 26, ending 30 June 2019

Number 1082

Table 1: Acute Flaccid Paralysis (AFP) cases by week of onset

Country	Reported AFP cases by week of onset - Week (26/19) / Ending on : 30/06/2019														
	Total AFP 2017	Total AFP 2018	Total AFP to date, 2019	W15 14 Apr 19	W16 21 Apr 19	W17 28 Apr 19	W18 05 May 19	W19 12 May 19	W20 19 May 19	W21 26 May 19	W22 02 Jun 19	W23 09 Jun 19	W24 16 Jun 19	W25 23 Jun 19	W26 30 Jun 19
Afghanistan	3094	3378	1826	66	55	75	74	66	74	79	56	65	81	56	4
Bahrain	18	35	10	1	0	0	0	1	0	0	1	1	1	0	0
Djibouti	4	0	0												
Egypt	1242	1246	644	25	14	19	20	30	23	22	19	18	35	27	
Iran	820	896	460	23	25	19	20	27	20	16	15	17	5	2	0
Iraq	699	1023	520	19	25	21	11	12	15	16	21	12	24	12	0
Jordan ****	116	115	77	2	3	2	1	5	0	3	1	3	2	2	
Kuwait	69	72	22	1	0	0	0	0	0	0	1	1	1	1	0
Lebanon ****	75	89	45	5	1	2	1	1	0	1	2	2	2	1	
Libya	88	122	38	1	1	1	2	1	0	2	0	3	2	0	
Morocco	143	213	95	3	6	3	6	4	5	3	1	0	2		
Oman	40	28	11	1	0	1	1	1	0	0	0	2	0	1	0
Pakistan	10319	12275	6274	231	291	273	242	212	269	242	198	203	257	79	1
Palestine ****	43	44	27	1	3	1	1	0	0	0	3	3	1	0	
Qatar	18	10	2	0	0	0	0	0	0	0	1	0	0	0	0
Saudi Arabia	276	241	122	10	10	4	4	4	4	0	0	0	0	0	
Somalia	345	353	182	6	7	7	8	7	11	6	1	9	9	4	0
Sudan	570	578	210	2	4	11	9	13	5	2	4	5	1	0	
Syria ****	362	362	195	7	4	5	10	5	6	4	6	1	9	2	
Tunisia	67	68	33	1	1	3	0	0	1	2	3	1	1	0	
U.A.E	58	40	18	3	0	0	0	1	0	1	0	0	0	0	
Yemen	713	730	319	16	23	13	10	11	13	11	8	3	1		
<b>Total EMR</b>	<b>19179</b>	<b>21918</b>	<b>11130</b>	<b>424</b>	<b>473</b>	<b>460</b>	<b>420</b>	<b>401</b>	<b>446</b>	<b>410</b>	<b>341</b>	<b>349</b>	<b>434</b>	<b>187</b>	<b>5</b>

No data = No report received

Table 2: Confirmed polio cases by month of onset

Country	Total year 2017	Total year 2018	30/06		Confirmed polio cases by month of onset											
			2018	2019	July 2018	August 2018	September 2018	October 2018	November 2018	December 2018	January 2019	February 2019	March 2019	April 2019	May 2019	June 2019
Afghanistan	14	21	10	10	3	2	3	2	1	0	2	1	3	1	3	
Bahrain	0	0	0	0	0	0	0	0	0	0	0					
Djibouti	0	0	0	0	0	0	0	0	0	0	0	0				
Egypt	0	0	0	0	0	0	0	0	0	0	0	0				
Iran	0	0	0	0	0	0	0	0	0	0	0	0	0			
Iraq	0	0	0	0	0	0	0	0	0	0	0	0	0			
Jordan ****	0	0	0	0	0	0	0	0	0	0	0	0	0	0	0	
Kuwait	0	0	0	0	0	0	0	0	0	0	0	0	0	0		
Lebanon ****	0	0	0	0	0	0	0	0	0	0	0	0	0	0		
Libya	0	0	0	0	0	0	0	0	0	0	0	0	0	0		
Morocco	0	0	0	0	0	0	0	0	0	0	0	0	0	0		
Oman	0	0	0	0	0	0	0	0	0	0	0	0	0	0	0	
Pakistan	8	12	3	32	0	1	3	1	0	4	4	2	0	11	10	5
Palestine ****	0	0	0	0	0	0	0	0	0	0	0	0	0	0		
Qatar	0	0	0	0	0	0	0	0	0	0	0	0	0	0	0	0
Saudi Arabia	0	0	0	0	0	0	0	0	0	0	0	0	0	0	0	0
Somalia	0	0	0	0	0	0	0	0	0	0	0	0	0	0	0	
Sudan	0	0	0	0	0	0	0	0	0	0	0	0	0	0		
Syria ****	0	0	0	0	0	0	0	0	0	0	0	0	0	0		
Tunisia	0	0	0	0	0	0	0	0	0	0	0	0	0	0		
U.A.E	0	0	0	0	0	0	0	0	0	0	0	0	0	0		
Yemen	0	0	0	0												
<b>Total EMR</b>	<b>22</b>	<b>33</b>	<b>13</b>	<b>42</b>	<b>3</b>	<b>3</b>	<b>6</b>	<b>3</b>	<b>1</b>	<b>4</b>	<b>6</b>	<b>3</b>	<b>3</b>	<b>12</b>	<b>13</b>	<b>5</b>

\*\*\*\* UNRWA cases are included with those of country of residence

## AFP SURVEILLANCE

1-Jul-19

Week 26, ending 30 June 2019

Number 1082

Table 3: Investigation of AFP cases with paralysis onset in 2018 &amp; 2019 up to Week (26/19) / Ending on : 30/06/2019

COUNTRY	2018											2019											Latest line List Date		
	AFP									Specimen	Wild cases ****		AFP									Specimen		Wild cases ****	
	Total AFP cases onset 2018	Case classification					Non polio AFP rate **	AFP cases pending classification > 90 days from onset of paralysis	AFP cases pending classification and lab > 90 days from onset of paralysis		% with *** adequate specimens	Wild P1 Poliovirus	Wild P3 Poliovirus	Total AFP cases onset 2019	Case classification					Annualized Non polio AFP rate **	AFP cases pending classification > 90 days from onset of paralysis			AFP cases pending classification and lab > 90 days from onset of paralysis	% with *** adequate specimens
		Total Confirmed Polio Cases *	Polio Compatible	Pending Classification	Discarded (non polio AFP)	VDPV				Total Confirmed Polio Cases *					Polio Compatible	Pending Classification	Discarded (non polio AFP)	VDPV							
Afghanistan	3378	21	0	0	3357	0	16.6	0	0	93.8	21	0	1826	10	0	247	1569	0	18.1	18	2	94.5	10	0	30-06-2019
Bahrain	35	0	0	0	35	0	12.1	0	0	97.1	0	0	10	0	0	6	4	0	7.0	2	2	100.0	0	0	30-06-2019
Djibouti	0	0	0	0	0	0	0.0	0	0		0	0	0	0	0	0	0	0.0	0	0			0	0	10-04-2019
Egypt	1246	0	0	2	1243	1	3.2	2	0	93.2	0	0	644	0	0	131	513	0	3.4	1	0	86.6	0	0	27-06-2019
Iran	896	0	0	0	894	2	4.6	0	0	97.0	0	0	460	0	0	34	426	0	4.8	0	0	95.7	0	0	30-06-2019
Iraq	1023	0	0	0	1023	0	6.7	0	0	89.9	0	0	520	0	0	52	468	0	6.9	7	0	95.2	0	0	30-06-2019
Jordan	115	0	0	0	115	0	4.1	0	0	100.0	0	0	77	0	0	7	70	0	5.6	0	0	100.0	0	0	27-06-2019
Kuwait	72	0	0	0	72	0	8.1	0	0	90.3	0	0	22	0	0	5	17	0	5.0	0	0	90.9	0	0	30-06-2019
Lebanon	89	0	0	1	88	0	4.8	1	0	96.6	0	0	45	0	0	14	31	0	4.9	4	0	86.7	0	0	28-06-2019
Libya	122	0	0	0	122	0	4.9	0	0	96.7	0	0	38	0	0	6	32	0	3.1	0	0	100.0	0	0	28-06-2019
Morocco	213	0	0	2	211	0	2.4	2	0	77.5	0	0	95	0	0	56	39	0	2.1	28	11	70.5	0	0	14-06-2019
Oman	28	0	0	0	28	0	3.2	0	0	92.9	0	0	11	0	0	2	9	0	2.3	0	0	81.8	0	0	30-06-2019
Pakistan	12275	12	1	1	12261	0	15.7	1	0	87.0	12	0	6274	32	1	669	5572	0	16.1	72	0	89.6	32	0	30-06-2019
Palestine	44	0	0	0	44	0	2.3	0	0	90.9	0	0	27	0	0	12	15	0	2.9	0	0	100.0	0	0	23-06-2019
Qatar	10	0	0	0	10	0	2.8	0	0	100.0	0	0	2	0	0	1	1	0	1.1	0	0	50.0	0	0	30-06-2019
Saudi Arabia	241	0	0	0	241	0	3.0	0	0	95.9	0	0	122	0	0	48	74	0	3.0	17	1	90.2	0	0	27-06-2019
Somalia	353	0	0	0	341	12	5.5	0	0	97.7	0	0	182	0	0	21	158	3	5.8	0	0	97.8	0	0	01-07-2019
Sudan	578	0	0	0	578	0	3.2	0	0	97.2	0	0	210	0	0	27	183	0	2.4	0	0	98.1	0	0	24-06-2019
Syria	362	0	0	0	362	0	4.7	0	0	87.3	0	0	195	0	0	22	173	0	5.1	0	0	84.6	0	0	29-06-2019
Tunisia	68	0	0	0	68	0	2.6	0	0	80.9	0	0	33	0	0	10	22	1	2.3	0	0	84.8	0	0	28-06-2019
U.A.E	40	0	0	2	38	0	3.2	2	1	97.5	0	0	18	0	0	3	15	0	2.9	1	0	88.9	0	0	24-06-2019
Yemen	730	0	0	293	437	0	5.2	293	260	91.6	0	0	319	0	0	316	3	0	4.6	190	172	92.2	0	0	15-06-2019
EMR	21918	33	1	301	21568	15	8.7	301	261	89.8	33	0	11130	42	1	1689	9394	4	8.9	340	188	91.0	42	0	
2017	19179	22	3	72	19006	76	7.7	72	58	88.9	22	0													

\* Confirmed polio cases refer to wild isolation from AFP cases or from contacts of negative index AFP cases

\*\* Non-polio AFP per 100,000 children &lt;15 years

\*\*\* Adequate here refers to two stool specimens collected at least 24 hours apart, within 14 days of paralysis onset and specimens received in the lab in Good Condition

\*\*\*\* AFP cases co infected with P1 and P3 are counted separately as wild isolates

World Health Organization – Regional Office for Eastern Mediterranean  
AFP SURVEILLANCE  
Week 26, ending 30 June 2019

1-Jul-19  
Number 1082

Table 4 (a): Lab results of contacts' samples in EMR, 2018 - 2019

COUNTRY	2018						2019					
	# OF CONTACTS	LAB RESULTS					# OF CONTACTS	LAB RESULTS				
		WILD	VDPV	SL	NPEV	PENDING		WILD	VDPV	SL	NPEV	PENDING
AFG	1009	4	0	52	217	0	575	1	0	28	95	58
BAH	2	0	0	0	0	0	0	0	0	0	0	0
DJI	0	0	0	0	0	0	0	0	0	0	0	0
EGY	495	0	0	11	58	17	258	0	0	7	23	38
IRN	145	0	0	3	6	0	79	0	0	0	4	0
IRQ	811	0	0	22	93	9	294	0	0	5	8	32
JOR	0	0	0	0	0	0	0	0	0	0	0	0
KUW	0	0	0	0	0	0	0	0	0	0	0	0
LEB	218	0	0	3	16	20	19	0	0	0	3	0
LIB	1	0	0	0	0	0	2	0	0	0	0	0
MOR	161	0	0	0	9	9	41	0	0	1	0	27
OMA	70	0	0	2	16	0	18	0	0	1	8	0
PAK	4209	3	0	207	882	0	2354	3	0	126	324	176
PAL	0	0	0	0	0	0	0	0	0	0	0	0
QAT	0	0	0	0	0	0	0	0	0	0	0	0
SAA	5	0	0	0	0	5	0	0	0	0	0	0
SOM	1051	0	10	49	133	0	553	0	1	8	64	63
SUD	350	0	0	3	24	88	146	0	0	0	9	46
SYR	670	0	0	8	17	0	384	0	0	10	21	42
TUN	1	0	0	0	0	0	8	0	0	0	2	0
UAE	0	0	0	0	0	0	0	0	0	0	0	0
YEM	1558	0	0	0	0	1558	264	0	0	0	0	265
<b>EMR</b>	<b>10756</b>	<b>7</b>	<b>10</b>	<b>360</b>	<b>1471</b>	<b>1706</b>	<b>4995</b>	<b>4</b>	<b>1</b>	<b>186</b>	<b>561</b>	<b>747</b>

Table 4 (B): Most recent wild contacts in EMRO, 2018 - 2019

Year	Country	Data	
		Count of wild contacts	Date of Most Recent stool collection
2019	Afghanistan	1	6-Mar-19
	Pakistan	3	14-Jun-19
<b>2019 Total</b>		<b>4</b>	<b>14-Jun-19</b>
2018	Afghanistan	4	7-Aug-18
	Pakistan	3	12-Oct-18
<b>2018 Total</b>		<b>7</b>	<b>12-Oct-18</b>

Table 4 (C): Number and distribution by district of -ve index AFP cases identified as wild positive by contact in EMR, 2018-2019

YEAR	COUNTRY	PROVINCE	DISTRICT	COUNT	First case	Last case
2019	AFG	HILMAND	SANGIN	1	06-Mar-19	06-Mar-19
	PAK	KHYBER PAKHTUNKHWA (KP)	LAKKIMRWT	1	27-May-19	27-May-19
		KHYBER PAKHTUNKHWA (KP)	TORGHAR	1	25-May-19	25-May-19
	<b>2019 Total</b>				<b>3</b>	<b>06-Mar-19</b>
2018	AFG	NANGARHAR	PACHIERAGAM	1	17-Jul-18	17-Jul-18
		URUZGAN	SHAHID-E-HASSA	1	08-Jul-18	08-Jul-18
	PAK	KHYBER PAKHTUNKHWA TRIBAL DISTRICTS (KPTD)	BAJOUR	1	01-Sep-18	01-Sep-18
		BALOCHSITAN	DUKKI	1	15-Apr-18	15-Apr-18
<b>2018 Total</b>				<b>4</b>	<b>15-Apr-18</b>	<b>01-Sep-18</b>

World Health Organization – Regional Office for Eastern Mediterranean  
AFP SURVEILLANCE

Week 26, ending 30 June 2019

1-Jul-19  
Number 1082

**Table 5: Laboratory investigation of AFP cases with paralysis onset in 2019 up to Week (26/2019) / Ending on : (30/06/2019)**

Country	Polio laboratories  (ITD / Nucleotide Sequencing (Nucleotide Sequencing performed by EGY, PAK, TUN, CDC and RIVM laboratories))	AFP cases with specimens	Preliminary virus isolation results of AFP cases						Poliovirus intratypic differentiation results #										Indicators				Latest report Date			
			Referred for ITD		NPEV only	Negative	Pending		Type 1			Type 2			Type 3		Discordant pending sequence	NPEV by PCR	Non-EV	Pending ITD	% specimens positive for NPEV*	% AFP cases with culture results within 14 days		% AFP cases with ITD results within 7 days	% AFP cases with ITD results within 45 days of onset**	
			L20B+	L20B+/NPEV			received < / = 14 days	received > 14 days ago	Wild	Sabin	VDPV	Wild	Sabin	VDPV	Wild	Sabin										VDPV
Afghanistan	RRL Pakistan	1779	123	14	234	1246	146	16	9	88						92		1				13%	98%	100%	99%	30/06/2019
Bahrain	NPL Oman / CDC																									01/07/2019
Djibouti	NPL Kenya / CDC																									10/04/2019
Egypt***	RRL Egypt	622	28	1	43	481	60	9		13						18			3	1		8%	94%	100%	99%	27/06/2019
Iran	NPL Iran / CDC	468	7		7	437	16	1		2						5						3%	100%	100%	99%	30/06/2019
Iraq	RRL Egypt	522	7		58	416	36	5		4						5						10%	100%	100%	71%	27/06/2019
Jordan	NPL Jordan / RRL EGYPT	77			11	65	1															14%	100%			30/06/2019
Kuwait	RRL Kuwait / RIVM	28			1	22	1	4														8%	87%		100%	30/06/2019
Lebanon	NPL Jordan / RRL EGYPT	42	1		4	36	1								1							10%	100%	100%	0%	30/06/2019
Libya	RRL Tunisia / RIVM	35			1	34																1%	100%		100%	18/06/2019
Morocco	NPL Morocco / RRL Tunisia	92	1		1	85	4	1							1							1%	100%	100%	95%	21/06/2019
Oman	NPL Oman / CDC	11			2	7	1	1														25%	100%		100%	01/07/2019
Pakistan	RRL Pakistan	6192	262	33	792	4653	428	11	30	159						173			3	1		11%	100%	100%	98%	30/06/2019
Palestine & UNRWA		27			4	15		8														21%	35%		100%	23/06/2019
Qatar	NPL Oman / CDC	2				2																0%	100%		100%	01/07/2019
Saudi Arabia	NPL Saudi Arabia / CDC	127	4			117	4	2								4						1%	95%	100%	100%	24/06/2019
Somalia	NPL Kenya / CDC	182	6		31	125	9	11		2			3		1						1	19%	16%		100%	01/07/2019
Sudan	NPL Sudan / RRL Egypt	201	3		28	154		16							1							12%	78%	100%	50%	16/06/2019
Syria	NPL Syria / RRL Egypt	188	12		8	152	14	2		5					9							5%	100%	100%	50%	27/06/2019
Tunisia	RRL Tunisia	28			3	21		4														15%	100%		100%	18/06/2019
U.A.E	NPL Oman / CDC	17			3	12		2														20%	100%		53%	01/07/2019
Yemen	NPL Kenya / CDC																									15/06/2019
<b>Total EMR 2019</b>		10640	454	48	1231	8080	723	91	39	273			3		310		1	6	2	1		11%	97%	100%	98%	
<b>Total EMR 2018</b>		20746	902	90	3513	16219		18	29	590	3		6 #	6	628	7 #		22	1	3		14%	92%	99%	97%	

\* Specimens from all sources including non-AFP cases, excluding environmental samples

\*\* This indicator reflects surveillance and laboratory activities

# Somalia in 2018 so far has a total of 12 cVDPV cases (5 cVDPV2, 6 cVDPV3 & 1 coinfection cVDPV2/cVDPV3)

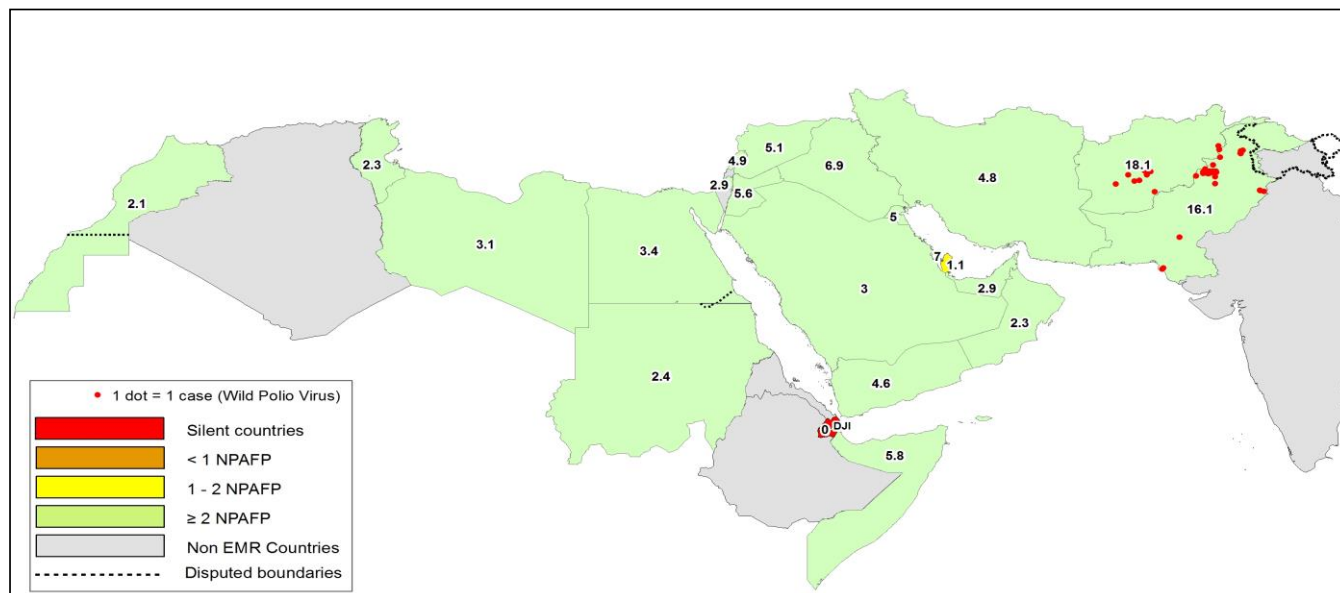
Table 6: Environmental isolate by year and type

Country	Status	2015	2016	2017	2018	2019
AFG	NEGATIVE	129	183	274	253	83
	PENDING					11
	WILD	20	2	42	83	25
<b>AFG Total</b>		<b>149</b>	<b>185</b>	<b>316</b>	<b>336</b>	<b>119</b>
EGY	NEGATIVE	495	528	522	540	243
	PENDING					47
	VDPV2	3	1			
<b>EGY Total</b>		<b>498</b>	<b>529</b>	<b>522</b>	<b>540</b>	<b>290</b>
IRN	NEGATIVE			6	54	31
	PENDING					2
	WILD					3
<b>IRN Total</b>				<b>6</b>	<b>54</b>	<b>36</b>
JOR	NEGATIVE		2	32	36	14
	PENDING					4
<b>JOR Total</b>			<b>2</b>	<b>32</b>	<b>36</b>	<b>18</b>
LEB	NEGATIVE		4	27	45	18
	PENDING					2
<b>LEB Total</b>			<b>4</b>	<b>27</b>	<b>45</b>	<b>20</b>
PAK	NEGATIVE	347	462	523	534	170
	PENDING					32
	WILD	79	59	105	139	159
	WILD & VDPV2	5	3	1		
	VDPV2	8	5	4		
<b>PAK Total</b>		<b>439</b>	<b>529</b>	<b>633</b>	<b>673</b>	<b>361</b>
SOM	NEGATIVE			34	181	23
	PENDING					4
	VDPV2			2	20	1
	VDPV3					12
<b>SOM Total</b>				<b>36</b>	<b>213</b>	<b>28</b>
SYR	NEGATIVE			4	102	68
	PENDING					15
<b>SYR Total</b>				<b>4</b>	<b>102</b>	<b>83</b>
<b>Grand Total</b>		<b>1086</b>	<b>1249</b>	<b>1576</b>	<b>1999</b>	<b>955</b>

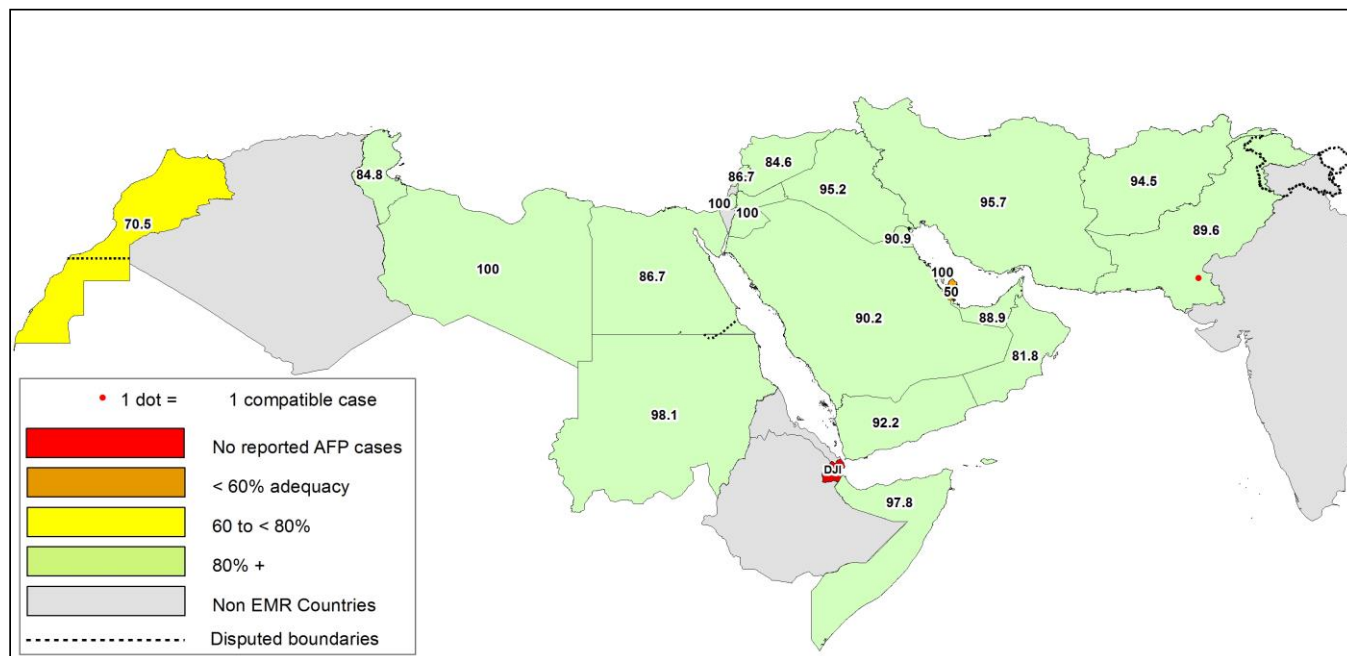
Table 7: Environmental Wild/VDPV isolate by site

Country	COUNTRY	Status	PROVINCE	DISTRICT	Count	First date	Last date
2018	AFG	WILD	HILMAND	LASHKARGAH	12	8-Jan	26-Dec
				HIRAT	1	25-Jun	25-Jun
				KABUL	3	26-Feb	26-Jun
				KANDAHAR	42	8-Jan	26-Dec
				KHOST	1	25-Sep	25-Sep
				KUNAR	2	24-Apr	25-Sep
				BEHSUD	3	28-Jan	25-Oct
				JALALABAD	19	27-Jan	26-Dec
				<b>AFG Total</b>	<b>83</b>	<b>8-Jan</b>	<b>26-Dec</b>
				PAK	WILD	BALOCHISTAN	LORALAI
	PISHIN	1	2-Dec				2-Dec
	QUETTA	13	13-Feb				20-Dec
	KABDULAH	8	1-Jan				15-Dec
	CDA	7	10-Jan				10-Nov
	LAHORE	12	11-Jun				18-Dec
	RAWALPINDI	15	10-Jan				14-Dec
	DGKHAN	2	12-Feb				12-Sep
	HYDERABAD	1	9-Feb				9-Feb
	JACOBABAD	3	12-Feb				12-Sep
	KAMBAR	3	7-Apr				9-Jul
	KHIBALDIA	2	1-Aug				4-Sep
	KHIGADAP	15	15-Feb				11-Dec
	KHIGOBAL	1	13-Sep				13-Sep
	KHIKORANGI	1	14-Dec				14-Dec
	KHILANDHI	3	10-Jan				30-Jul
KHISITE	2	1-Jan	3-Sep				
SUKKUR	2	8-Feb	9-Nov				
KHILIAQAT	2	7-Mar	7-Nov				
KHISADDAR	1	10-Sep	10-Sep				
BAJOUR	5	19-May	25-Oct				
WAZIR-S	2	26-Nov	27-Dec				
BANNU	4	31-Mar	27-Dec				
KOHAT	5	5-Jan	27-Sep				
MARDAN	2	15-Oct	15-Nov				
NOWSHERA	2	18-Sep	18-Oct				
PESHAWAR	23	10-Jan	26-Dec				
<b>PAK Total</b>	<b>139</b>	<b>1-Jan</b>	<b>27-Dec</b>				
SOM	VDPV2	BANADIR	HAMAR WEYN	11	4-Jan	20-Sep	
			HODAN	2	22-Feb	4-Oct	
			WABERI	7	1-Mar	11-Oct	
VDPV3	BANADIR	HAMAR WEYN	6	11-Feb	5-Apr		
		HODAN	1	1-Feb	1-Feb		
WABERI	5	8-Mar	23-Aug				
<b>SOM Total</b>	<b>32</b>	<b>4-Jan</b>	<b>11-Oct</b>				
<b>2018 Total</b>				<b>254</b>	<b>1-Jan</b>	<b>27-Dec</b>	
2019	AFG	WILD	HILMAND	LASHKARGAH	3	23-Feb	25-Apr
				NAHR-E-SARAJ	3	6-Jan	26-Jan
				KANDAHAR	14	6-Jan	27-May
				NANGARHAR	5	26-Jan	23-Mar
				JALALABAD	5	26-Jan	23-Mar
	<b>AFG Total</b>	<b>25</b>	<b>6-Jan</b>	<b>27-May</b>			
	PAK	WILD	BALOCHISTAN	KHUZDAR	1	20-Mar	20-Mar
				LORALAI	1	17-Mar	17-Mar
				PISHIN	2	2-Feb	11-Jun
				QUETTA	16	1-Jan	1-Jun
				KABDULAH	8	1-Jan	19-Apr
				CDA	2	12-Apr	2-May
				ISLAMABAD			
				PUNJAB			
				FAISALABAD	2	3-Jan	6-Feb
				LAHORE	26	5-Jan	13-Jun
				MULTAN	3	18-Feb	8-May
				RAWALPINDI	8	10-Jan	10-Jun
				DGKHAN	1	8-Apr	8-Apr
				DADU	1	2-May	2-May
				HYDERABAD	6	24-Jan	11-Jun
				JACOBABAD	2	24-Jan	12-Feb
				KAMBAR	2	7-Mar	13-Jun
				KHIBALDIA	5	2-Jan	11-Jun
				KHIGADAP	13	8-Jan	17-Jun
KHIGOBAL				4	11-Apr	14-May	
KHIKORANGI	4	18-Feb	15-May				
KHILANDHI	4	19-Feb	16-May				
KHISITE	6	3-Jan	10-Jun				
SUKKUR	5	23-Jan	15-May				
KHILIAQAT	4	7-Feb	2-May				
KHISADDAR	6	7-Jan	13-Jun				
WAZIR-S	5	22-Jan	28-May				
KURRAM	1	15-Jan	15-Jan				
BANNU	5	28-Jan	28-May				
DIKHAN	4	8-Jan	11-Jun				
KOHAT	1	27-Feb	27-Feb				
MARDAN	4	16-Mar	15-Jun				
PESHAWAR	7	11-Jan	10-May				
<b>PAK Total</b>	<b>159</b>	<b>1-Jan</b>	<b>17-Jun</b>				
SOM	VDPV2	BANADIR	HODAN	1	3-Feb	3-Feb	
<b>SOM Total</b>				<b>1</b>	<b>3-Feb</b>	<b>3-Feb</b>	
IRN	WILD	S & B	IRANSHAHR	3	22-Apr	20-May	
<b>IRN Total</b>				<b>3</b>	<b>22-Apr</b>	<b>20-May</b>	
<b>2019 Total</b>				<b>188</b>	<b>1-Jan</b>	<b>17-Jun</b>	

**Figure 1: Non Polio AFP Rate and Wild Virus in EMR 01/01/2019 - 30/06/2019**



**Figure 2: Percent of AFP cases with Adequate Samples & Compatible Cases in EMR 01/01/2019 - 30/06/2019**



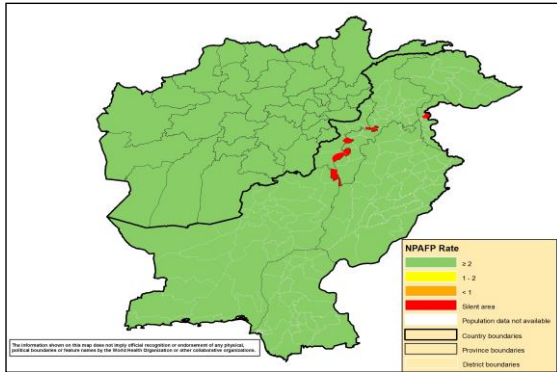
**Table 8: Wild polio cases by country and date of onset of paralysis in EMR, 2018 - 2019**

Year	COUNTRY	Count	First Case	Last Case
2018	AFG	21	1-Jan-18	6-Nov-18
	PAK	12	8-Mar-18	31-Dec-18
<b>2018 Total</b>		<b>33</b>	<b>1-Jan-18</b>	<b>31-Dec-18</b>
2019	AFG	10	4-Jan-19	20-May-19
	PAK	32	15-Jan-19	12-Jun-19
<b>2019 Total</b>		<b>42</b>	<b>4-Jan-19</b>	<b>12-Jun-19</b>

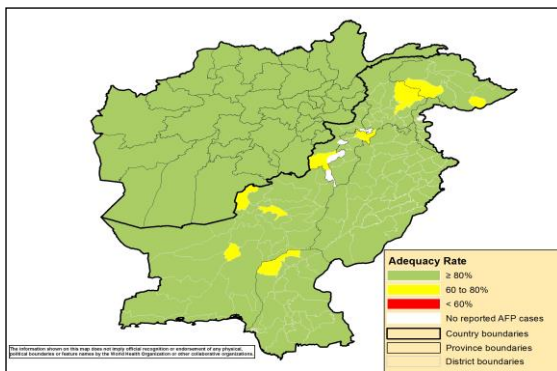
Last reported wild Polio P3 from Pakistan with date of onset 18/04/2012



**Figure 3: Non Polio AFP rate by Province in Afghanistan & by District in Pakistan 01/01/2019 - 30/06/2019**



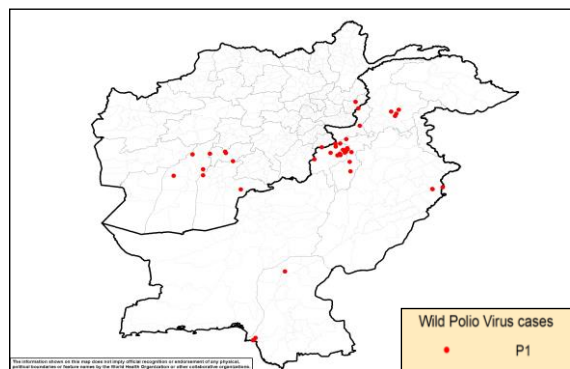
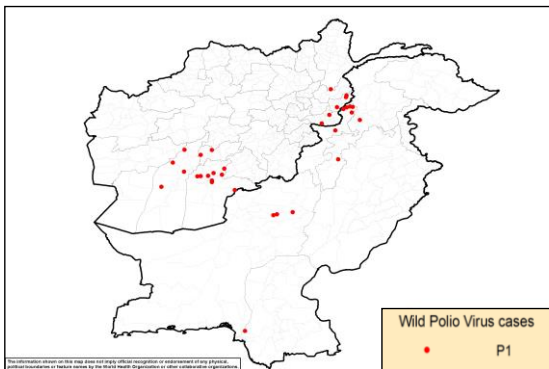
**Figure 4: Percent of AFP cases with Adequate Samples in Afghanistan by Province & Pakistan by District 01/01/2019 - 30/06/2019**



**Figure 5: Wild Virus Cases by Type & District in Afghanistan & Pakistan**

**5(a) 01/01/2018 - 31/12/2018**

**5(b) 01/01/2019 - 30/06/2019**



## World Health Organization – Regional Office for Eastern Mediterranean

## AFP SURVEILLANCE

Week 26, ending 30 June 2019

1-Jul-19

Number 1082

**Table 9: Wild Polio cases by district and date of onset of paralysis, Afghanistan 2018-2019**

ONSETYR	PROVINCE	DISTRICT	Count	First case	Last case
2018	HILMAND	NAWZAD	3	1-Sep-18	6-Nov-18
		NAD-E-ALI	1	1-Jun-18	1-Jun-18
	URUZGAN	SHAHID-E-HASSAS	2	8-Jul-18	9-Oct-18
	NURISTAN	PORUNS	1	26-Sep-18	26-Sep-18
	KANDAHAR	MAYWAND	1	24-Sep-18	24-Sep-18
		KANDAHAR	2	11-Aug-18	27-Aug-18
		ARGHANDAB (K)	1	17-Jul-18	17-Jul-18
		SHAHWALIKOT	3	5-Jan-18	27-Apr-18
		KHAKREZ	1	25-Feb-18	25-Feb-18
		SPINBOLDAK	1	6-Jan-18	6-Jan-18
	NANGARHAR	PACHIERAGAM	1	17-Jul-18	17-Jul-18
		KAMA	1	1-Jan-18	1-Jan-18
	KUNAR	CHAWKAY	1	22-Jun-18	22-Jun-18
GHAZIABAD		2	14-Feb-18	3-Mar-18	
<b>2018 Total</b>			<b>21</b>	<b>1-Jan-18</b>	<b>6-Nov-18</b>
2019	URUZGAN	TIRINKOT	2	19-May-19	20-May-19
		CHORA	1	20-Mar-19	20-Mar-19
		SHAHID-E-HASSAS	1	25-Feb-19	25-Feb-19
	KUNAR	WATAPUR	1	8-May-19	8-May-19
	HILMAND	NAWZAD	1	3-Apr-19	3-Apr-19
		WASHER	1	23-Mar-19	23-Mar-19
		SANGIN	1	6-Mar-19	6-Mar-19
	KANDAHAR	GHORAK	1	12-Jan-19	12-Jan-19
		SPINBOLDAK	1	4-Jan-19	4-Jan-19
<b>2019 Total</b>			<b>10</b>	<b>4-Jan-19</b>	<b>20-May-19</b>

**Table 10: Wild Polio cases by district and date of onset of paralysis, Pakistan 2018-2019**

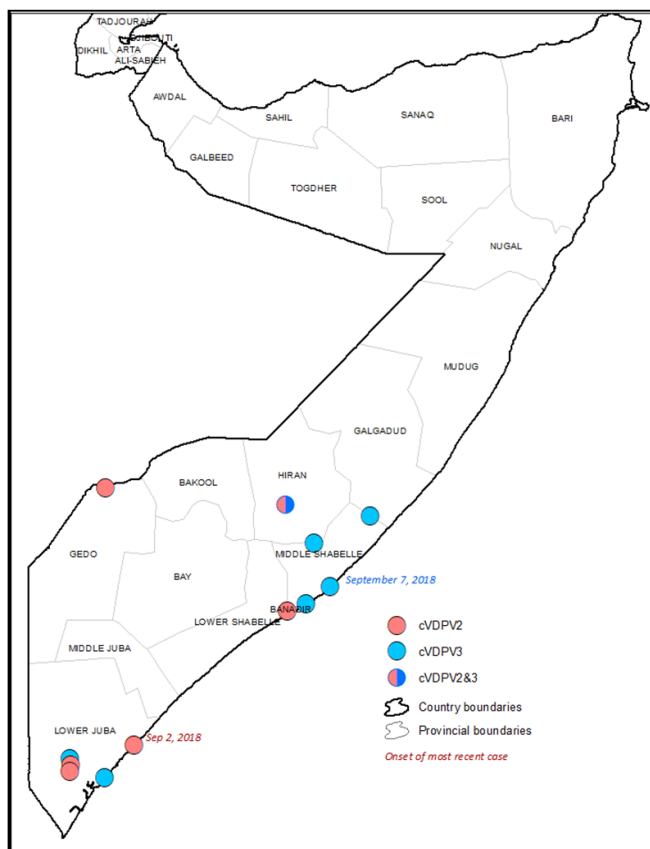
ONSETYR	PROVINCE	DISTRICT	Count	First case	Last case
2018	KP TRIBAL DISTRICTS (KPTD)	BAJOUR	5	1-Sep-18	31-Dec-18
		KHYBER	1	25-Sep-18	25-Sep-18
	KHYBER PAKHTUNKHWA (KP)	LAKKIMRWT	1	16-Dec-18	16-Dec-18
		CHARSADA	1	1-Aug-18	1-Aug-18
	SINDH	KHIGADAP	1	22-Sep-18	22-Sep-18
	BALUCHISTAN	DUKKI	3	8-Mar-18	18-May-18
<b>2018 Total</b>			<b>12</b>	<b>8-Mar-18</b>	<b>31-Dec-18</b>
2019	KHYBER PAKHTUNKHWA (KP)	TORGHAR	3	25-May-19	12-Jun-19
		BANNU	11	15-Jan-19	10-Jun-19
		LAKKIMRWT	1	27-May-19	27-May-19
		SHANGLA	1	18-May-19	18-May-19
		DIKHAN	1	5-May-19	5-May-19
		HANGU	1	20-Jan-19	20-Jan-19
	KP TRIBAL DISTRICTS (KPTD)	WAZIR-N	6	4-Apr-19	11-Jun-19
		KHYBER	1	14-Feb-19	14-Feb-19
		BAJOUR	1	18-Jan-19	18-Jan-19
	SINDH	KHIGIQBAL	1	29-Apr-19	29-Apr-19
		LARKANA	1	17-Apr-19	17-Apr-19
		KHILAYARI	1	25-Feb-19	25-Feb-19
	PUNJAB	LAHORE	3	20-Jan-19	17-Apr-19
	<b>2019 Total</b>			<b>32</b>	<b>15-Jan-19</b>

**Table 11: Circulating VDPV cases and date of onset of paralysis in EMR countries by districts 2018-2019**

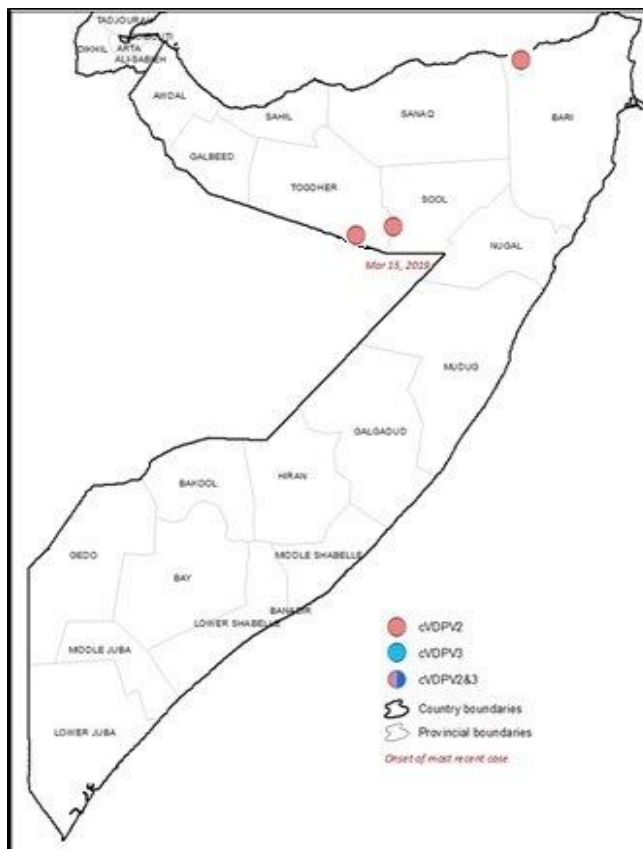
COUNTRY	YEAR	PROVINCE	DISTRICT	cVDPV2			cVDPV3			
				Count	First Case	Last Case	Count	First Case	Last Case	
SOM	2019	BARI	BOSSASO	1	08-May-19	08-May-19				
		TOGDHER	BUHODLE	1	21-Apr-19	21-Apr-19				
		SOOL	LAS ANOD	1	15-Mar-19	15-Mar-19				
	<b>Total 2019</b>				<b>3</b>	<b>15-Mar-19</b>	<b>8-May-19</b>			
	2018	LOWER JUBA	JAMAAME WEST	1	02-Sep-18	02-Sep-18				
			KISMAYO	2	29-Jul-18	30-Jul-18	2	4-Jul-18	27-Jul-18	
		MIDDLE SHABELLE	RUNINGOD				1	07-Sep-18	07-Sep-18	
			MAHADAY WARSHEIKH				1	29-Jun-18	29-Jun-18	
		BANADIR	DANYILE	1	10-Jul-18	10-Jul-18				
		HIRAN	BULO BURTI	1	11-May-18	11-May-18	1	11-May-18	11-May-18	
	GEDO	DOLO	1	26-May-18	26-May-18					
	<b>Total 2018</b>				<b>6</b>	<b>11-May-18</b>	<b>2-Sep-18</b>	<b>7</b>	<b>11-May-18</b>	<b>7-Sep-18</b>

**Figure 6: Somalia cVDPV cases by type and district**

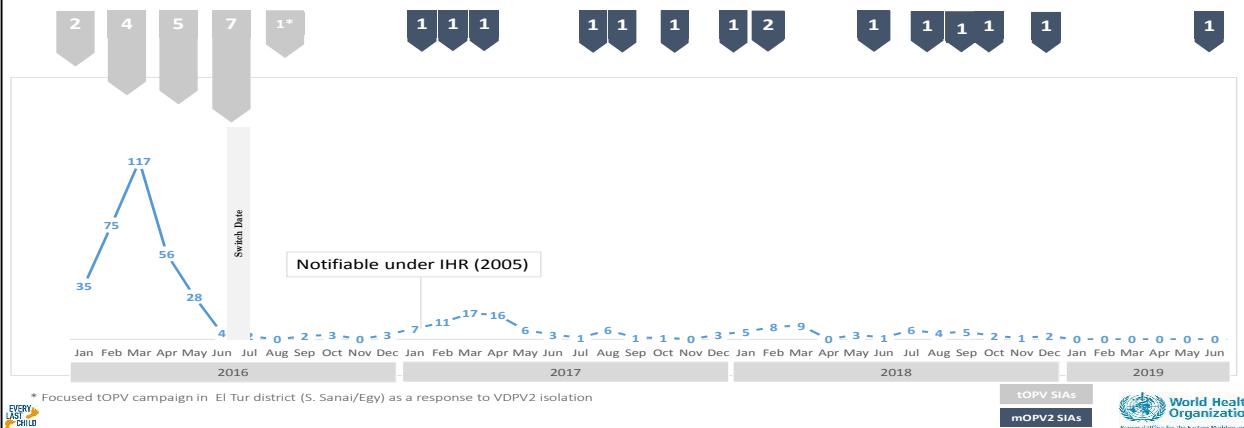
**6(a) 01/01/2018 - 31/12/2018**



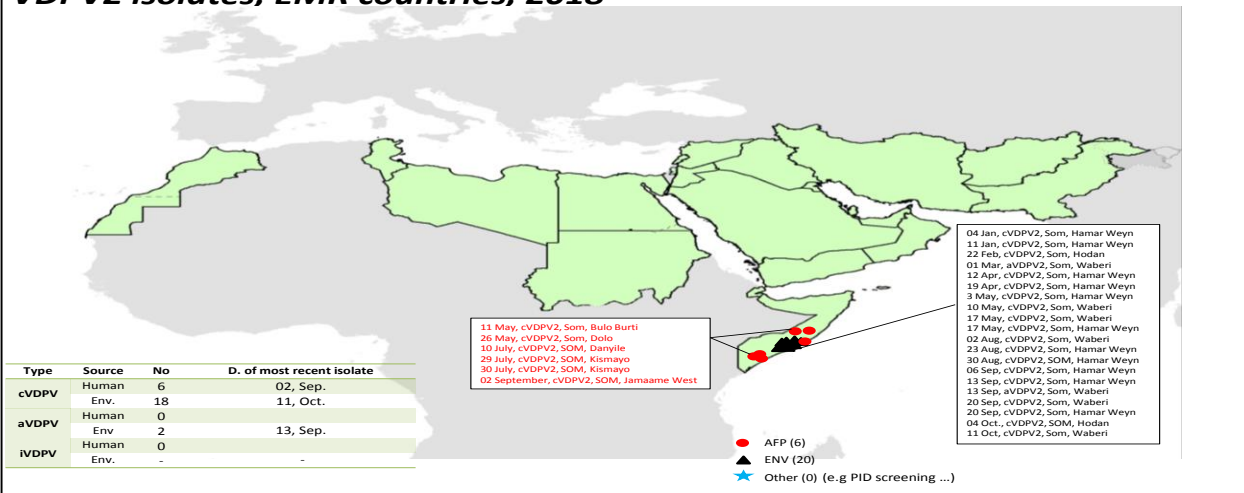
**6(b) 01/01/2019 - 30/06/2019**



Sabin Like Type-2 Poliovirus Isolates (H & E) EMR, 2016-19



VDPV2 isolates, EMR countries, 2018



VDPV2 isolates, EMR countries, 2019

