

## Highlights of Polio Fax Bulletin No. 1081 for Week 25 2019

### I. Poliovirus Transmission

1. **Endemic countries (PAKISTAN & AFGHANISTAN):** Five new wild poliovirus type-1 (WPV1) cases were reported this week two from Afghanistan and three from Pakistan. No new positive environmental samples were reported.

a. *Human samples:* Five new WPV1 cases reported this week two from Afghanistan and three from Pakistan. Total WPV1 cases in 2019 to date are 37 (10 from Afghanistan and 27 from Pakistan). This compares with 13 cases in 2018 in the same period (Afghanistan – 10 and Pakistan – 3).

- Afghanistan:

- Case (1): The first new WPV1 case is a 30-month old male child from Tirinkot district, Uruzgan province. He has onset of paralysis on 19 May 2019 and reportedly received 9 doses of oral polio vaccine (OPV) out of which 2 were from routine and 7 were from supplementary immunization activities (SIAs).

Case (2): The second new WPV1 case is a 21-month old female child from Tirinkot district, Uruzgan province. She has onset of paralysis on 19 May 2019. The child did not receive any OPV doses as the incidence area is under full AGE control where OPV campaign activities were stopped (banned) from May to December 2018. Late, only fixed sites vaccination has been allowed.

- In 2019 to date, 10 WPV1 cases are reported. They include four cases from Uruzgan province, three cases from Hilmand, two from Kandahar province and one from Kunar province. The most recent case has onset of paralysis on 19 May 2019.

- Pakistan:

- Case (1): The first new WPV1 case is a 15-month old male child from new infected district Lakki Marwat district, Khyber Pakhtunkhwa province (KP). He has onset of paralysis on 27 May 2019 and reportedly received 7 doses of oral polio vaccine (OPV) all from supplementary immunization activities (SIAs) and none from routine. The child died before stool specimen collection and the case was identified as positive for wild poliovirus by 2 positive contacts.

Case (2): The second new WPV1 case is a 10-month old male child from new infected district Torghar district, KP. He has onset of paralysis on 31 May 2019 and reportedly received 2 doses of oral polio vaccine (OPV) all from routine and none from SIAs.

Case (3): The third new WPV1 case is a 21-month old female child from Bannu district, Khyber Pakhtunkhwa province (KP). She has onset of paralysis on 5 June 2019 and reportedly received 7 doses of oral polio vaccine (OPV) all from SIAs and none from routine.

- In 2019 to date, 27 WPV1 cases reported from Pakistan. They include fourteen from KP, seven from KP Tribal Districts (KPTD), three each from Punjab and Sindh. The most recent reported case has date of onset of paralysis on 5 June 2019.
- b. *Environmental samples*: No new wild positive environmental samples were reported this week.
- Afghanistan: In 2019 to date, there are 23 positive environmental samples with most recent positive sample collected on 25 April 2019.
  - Pakistan: In 2019 to date, there are 141 positive environmental samples with most recent positive sample collected on 20 May 2019.

## 2. Outbreak response countries

**SOMALIA:** No new cVDPV2 or cVDPV3 cases or isolates from human or environmental samples were reported this week.

- In 2019 to date, Somalia has reported three cVDPV2 cases. The most recent reported case has date of onset of paralysis on 8 May 2019.
- In 2018: Somalia has reported a total of 12 cases due to cVDPVs, which include 5 due to cVDPV2, 6 due to cVDPV3 and 1 due to co-infection of cVDPV2 and cVDPV3. The last cVDPV3 was isolated from a sewage sample from Mogadihsu collected on 23 August 2018.

## II. Surveillance performance indicators

In 2019, 19 of 22 member states are meeting the global target of both key surveillance indicators, namely non polio AFP rate of 2 per 100,000 children aged below 15 years and percent AFP cases with adequate specimen 80% and above.

- a. Djibouti, did not report any AFP case since April 2017.
- b. Morocco has a percentage of AFP cases with adequate stool specimens of 70.5%.
- c. Qatar has a non-polio AFP rate of 1.2 and percentage of AFP cases with adequate stool specimens of 50%
- d. In Yemen there are AFP cases pending final classification more than 90 days due to delayed lab results because of delay shipment of specimens to reference polio laboratories.

## World Health Organization – Regional Office for Eastern Mediterranean

## AFP SURVEILLANCE

24-Jun-19

Week 25, ending 23 June 2019

Number 1081

Table 1: Acute Flaccid Paralysis (AFP) cases by week of onset

Country	Reported AFP cases by week of onset - Week (25/19) / Ending on : 23/06/2019														
	Total AFP 2017	Total AFP 2018	Total AFP to date, 2019	W14 07 Apr 19	W15 14 Apr 19	W16 21 Apr 19	W17 28 Apr 19	W18 05 May 19	W19 12 May 19	W20 19 May 19	W21 26 May 19	W22 02 Jun 19	W23 09 Jun 19	W24 16 Jun 19	W25 23 Jun 19
Afghanistan	3094	3378	1750	85	66	55	75	74	66	74	78	56	64	58	9
Bahrain	18	35	10	0	1	0	0	0	1	0	0	1	1	1	0
Djibouti	4	0	0	0											
Egypt	1242	1246	609	28	25	13	19	20	30	23	22	18	18	29	
Iran	820	896	448	25	23	25	19	20	27	20	16	13	12	2	0
Iraq	699	1023	492	26	19	25	21	11	12	15	16	21	11	9	0
Jordan ****	116	115	76	6	2	3	2	1	5	0	3	1	3	2	1
Kuwait	69	72	22	2	1	0	0	0	0	0	0	1	1	1	1
Lebanon ****	75	89	44	1	5	1	2	1	1	0	1	2	2	1	1
Libya	88	122	37	2	1	1	1	2	1	0	2	0	3	1	
Morocco	143	213	95	4	3	6	3	6	4	5	3	1	0	2	
Oman	40	28	10	0	1	0	1	1	1	0	0	0	1	1	0
Pakistan	10319	12275	5968	222	231	291	270	238	213	264	230	188	176	95	0
Palestine ****	43	44	27	0	1	3	1	1	0	0	0	3	3	1	0
Qatar	18	10	2	0	0	0	0	0	0	0	0	1	0	0	0
Saudi Arabia	276	241	122	4	10	10	4	4	4	4	0	0	0	0	
Somalia	345	353	175	12	6	7	7	8	7	11	6	1	9	5	1
Sudan	570	578	202	15	2	4	11	9	13	5	1	2	1	0	
Syria ****	362	362	186	7	7	4	5	10	5	6	4	4	1	4	
Tunisia	67	68	28	0	1	1	2	0	0	1	2	1	0		
U.A.E	58	40	18	0	3	0	0	0	1	0	1	0	0	0	0
Yemen	713	730	319	17	16	23	13	10	11	13	11	8	3	1	
<b>Total EMR</b>	<b>19179</b>	<b>21918</b>	<b>10640</b>	<b>456</b>	<b>424</b>	<b>472</b>	<b>456</b>	<b>416</b>	<b>402</b>	<b>441</b>	<b>396</b>	<b>322</b>	<b>309</b>	<b>213</b>	<b>13</b>

No data = No report received

Table 2: Confirmed polio cases by month of onset

Country	Total year 2017	Total year 2018	23/06		Confirmed polio cases by month of onset											
			2018	2019	July 2018	August 2018	September 2018	October 2018	November 2018	December 2018	January 2019	February 2019	March 2019	April 2019	May 2019	June 2019
Afghanistan	14	21	10	10	3	2	3	2	1	0	2	1	3	1	3	
Bahrain	0	0	0	0	0	0	0	0	0	0	0					
Djibouti	0	0	0	0	0	0	0	0	0	0	0	0				
Egypt	0	0	0	0	0	0	0	0	0	0	0	0				
Iran	0	0	0	0	0	0	0	0	0	0	0	0	0	0		
Iraq	0	0	0	0	0	0	0	0	0	0	0	0	0	0		
Jordan ****	0	0	0	0	0	0	0	0	0	0	0	0	0	0	0	
Kuwait	0	0	0	0	0	0	0	0	0	0	0	0	0	0		
Lebanon ****	0	0	0	0	0	0	0	0	0	0	0	0	0	0		
Libya	0	0	0	0	0	0	0	0	0	0	0	0	0	0		
Morocco	0	0	0	0	0	0	0	0	0	0	0	0	0	0		
Oman	0	0	0	0	0	0	0	0	0	0	0	0	0	0	0	
Pakistan	8	12	3	27	0	1	3	1	0	4	4	2	0	11	9	1
Palestine ****	0	0	0	0	0	0	0	0	0	0	0	0	0	0		
Qatar	0	0	0	0	0	0	0	0	0	0	0	0	0	0		
Saudi Arabia	0	0	0	0	0	0	0	0	0	0	0	0	0	0	0	
Somalia	0	0	0	0	0	0	0	0	0	0	0	0	0	0		
Sudan	0	0	0	0	0	0	0	0	0	0	0	0	0	0		
Syria ****	0	0	0	0	0	0	0	0	0	0	0	0	0	0		
Tunisia	0	0	0	0	0	0	0	0	0	0	0	0	0	0		
U.A.E	0	0	0	0	0	0	0	0	0	0	0	0	0	0		
Yemen	0	0	0	0												
<b>Total EMR</b>	<b>22</b>	<b>33</b>	<b>13</b>	<b>37</b>	<b>3</b>	<b>3</b>	<b>6</b>	<b>3</b>	<b>1</b>	<b>4</b>	<b>6</b>	<b>3</b>	<b>3</b>	<b>12</b>	<b>12</b>	<b>1</b>

\*\*\*\* UNRWA cases are included with those of country of residence

## AFP SURVEILLANCE

Week 25, ending 23 June 2019

24-Jun-19

Number 1081

Table 3: Investigation of AFP cases with paralysis onset in 2018 &amp; 2019 up to Week (25/19) / Ending on : 23/06/2019

COUNTRY	2018											2019											Latest line List Date		
	AFP									Specimen	Wild cases ****		AFP									Specimen		Wild cases ****	
	Total AFP cases onset 2018	Case classification					Non polio AFP rate **	AFP cases pending classification > 90 days from onset of paralysis	AFP cases pending classification and lab > 90 days from onset of paralysis		% with *** adequate specimens	Wild P1 Poliovirus	Wild P3 Poliovirus	Total AFP cases onset 2019	Case classification					Annualized Non polio AFP rate **	AFP cases pending classification > 90 days from onset of paralysis			AFP cases pending classification and lab > 90 days from onset of paralysis	% with *** adequate specimens
		Total Confirmed Polio Cases *	Polio Compatible	Pending Classification	Discarded (non polio AFP)	VDPV				Total Confirmed Polio Cases *					Polio Compatible	Pending Classification	Discarded (non polio AFP)	VDPV							
Afghanistan	3378	21	0	0	3357	0	16.6	0	0	93.8	21	0	1750	10	0	246	1494	0	18.0	16	2	94.5	10	0	23-06-2019
Bahrain	35	0	0	2	33	0	12.1	2	0	97.1	0	0	10	0	0	10	0	0	7.2	4	4	90.0	0	0	23-06-2019
Djibouti	0	0	0	0	0	0	0.0	0	0		0	0	0	0	0	0	0	0.0	0	0			0	0	10-04-2019
Egypt	1246	0	0	2	1243	1	3.2	2	0	93.2	0	0	609	0	0	116	493	0	3.3	1	0	86.9	0	0	20-06-2019
Iran	896	0	0	0	894	2	4.6	0	0	97.0	0	0	448	0	0	25	423	0	4.9	0	0	95.5	0	0	23-06-2019
Iraq	1023	0	0	0	1023	0	6.7	0	0	89.9	0	0	492	0	0	70	422	0	6.8	6	0	95.3	0	0	23-06-2019
Jordan	115	0	0	0	115	0	4.1	0	0	100.0	0	0	76	0	0	6	70	0	5.7	0	0	100.0	0	0	20-06-2019
Kuwait	72	0	0	0	72	0	8.1	0	0	90.3	0	0	22	0	0	5	17	0	5.2	0	0	86.4	0	0	23-06-2019
Lebanon	89	0	0	1	88	0	4.8	1	0	96.6	0	0	44	0	0	13	31	0	5.0	3	0	86.4	0	0	21-06-2019
Libya	122	0	0	0	122	0	4.9	0	0	96.7	0	0	37	0	0	6	31	0	3.1	0	0	97.3	0	0	21-06-2019
Morocco	213	0	0	2	211	0	2.4	2	0	77.5	0	0	95	0	0	56	39	0	2.2	28	11	70.5	0	0	14-06-2019
Oman	28	0	0	0	28	0	3.2	0	0	92.9	0	0	10	0	0	2	8	0	2.2	0	0	90.0	0	0	23-06-2019
Pakistan	12275	12	1	1	12261	0	15.7	1	0	87.0	12	0	5968	27	0	745	5196	0	16.0	96	0	89.8	27	0	23-06-2019
Palestine	44	0	0	0	44	0	2.3	0	0	90.9	0	0	27	0	0	12	15	0	3.0	0	0	100.0	0	0	23-06-2019
Qatar	10	0	0	0	10	0	2.8	0	0	100.0	0	0	2	0	0	1	1	0	1.2	0	0	50.0	0	0	23-06-2019
Saudi Arabia	241	0	0	0	241	0	3.0	0	0	95.9	0	0	122	0	0	76	46	0	3.2	35	1	90.2	0	0	20-06-2019
Somalia	353	0	0	0	341	12	5.5	0	0	97.7	0	0	175	0	0	18	154	3	5.8	0	0	97.7	0	0	23-06-2019
Sudan	578	0	0	0	578	0	3.2	0	0	97.2	0	0	202	0	0	19	183	0	2.4	0	0	98.0	0	0	16-06-2019
Syria	362	0	0	0	362	0	4.7	0	0	87.3	0	0	186	0	0	14	172	0	5.0	0	0	86.6	0	0	22-06-2019
Tunisia	68	0	0	0	68	0	2.6	0	0	80.9	0	0	28	0	0	8	19	1	2.0	1	1	85.7	0	0	14-06-2019
U.A.E	40	0	0	2	38	0	3.2	2	1	97.5	0	0	18	0	0	3	15	0	3.0	1	0	88.9	0	0	24-06-2019
Yemen	730	0	0	293	437	0	5.2	293	260	91.6	0	0	319	0	0	316	3	0	4.8	178	160	92.2	0	0	15-06-2019
EMR	21918	33	1	303	21566	15	8.7	303	261	89.8	33	0	10640	37	0	1767	8832	4	8.9	369	179	91.1	37	0	
2017	19179	22	3	72	19006	76	7.7	72	58	88.9	22	0													

\* Confirmed polio cases refer to wild isolation from AFP cases or from contacts of negative index AFP cases

\*\* Non-polio AFP per 100,000 children &lt;15 years

\*\*\* Adequate here refers to two stool specimens collected at least 24 hours apart, within 14 days of paralysis onset and specimens received in the lab in Good Condition

\*\*\*\* AFP cases co infected with P1 and P3 are counted separately as wild isolates

World Health Organization – Regional Office for Eastern Mediterranean  
AFP SURVEILLANCE  
Week 25, ending 23 June 2019

24-Jun-19  
Number 1081

Table 4 (a): Lab results of contacts' samples in EMR, 2018 - 2019

COUNTRY	2018						2019					
	# OF CONTACTS	LAB RESULTS					# OF CONTACTS	LAB RESULTS				
		WILD	VDPV	SL	NPEV	PENDING		WILD	VDPV	SL	NPEV	PENDING
AFG	1009	4	0	52	217	0	541	1	0	27	92	39
BAH	2	0	0	0	0	0	0	0	0	0	0	0
DJI	0	0	0	0	0	0	0	0	0	0	0	0
EGY	495	0	0	11	58	17	246	0	0	7	18	43
IRN	145	0	0	3	6	0	66	0	0	0	4	0
IRQ	811	0	0	22	93	9	287	0	0	5	7	37
JOR	0	0	0	0	0	0	0	0	0	0	0	0
KUW	0	0	0	0	0	0	0	0	0	0	0	0
LEB	218	0	0	3	16	20	19	0	0	0	3	0
LIB	1	0	0	0	0	0	2	0	0	0	0	0
MOR	161	0	0	0	9	9	41	0	0	1	0	27
OMA	70	0	0	2	16	0	18	0	0	1	8	0
PAK	4209	3	0	207	882	0	2238	2	0	124	299	176
PAL	0	0	0	0	0	0	0	0	0	0	0	0
QAT	0	0	0	0	0	0	0	0	0	0	0	0
SAA	5	0	0	0	0	5	0	0	0	0	0	0
SOM	1051	0	10	49	133	0	532	0	1	8	58	54
SUD	350	0	0	3	24	88	140	0	0	0	9	40
SYR	670	0	0	8	17	0	371	0	0	10	21	37
TUN	1	0	0	0	0	0	8	0	0	0	2	0
UAE	0	0	0	0	0	0	0	0	0	0	0	0
YEM	1558	0	0	0	0	1558	264	0	0	0	0	265
<b>EMR</b>	<b>10756</b>	<b>7</b>	<b>10</b>	<b>360</b>	<b>1471</b>	<b>1706</b>	<b>4773</b>	<b>3</b>	<b>1</b>	<b>183</b>	<b>521</b>	<b>718</b>

Table 4 (B): Most recent wild contacts in EMRO, 2018 - 2019

Year	Country	Data	
		Count of wild contacts	Date of Most Recent stool collection
2019	Afghanistan	1	6-Mar-19
	Pakistan	2	5-Jun-19
<b>2019 Total</b>		<b>3</b>	<b>5-Jun-19</b>
2018	Afghanistan	4	7-Aug-18
	Pakistan	3	12-Oct-18
<b>2018 Total</b>		<b>7</b>	<b>12-Oct-18</b>

Table 4 (C): Number and distribution by district of -ve index AFP cases identified as wild positive by contact in EMR, 2018-2019

YEAR	COUNTRY	PROVINCE	DISTRICT	COUNT	First case	Last case
2019	AFG	HILMAND	SANGIN	1	06-Mar-19	06-Mar-19
	PAK	KHYBER PAKHTUNKHWA (KP)	LAKKIMRWT	1	27-May-19	27-May-19
<b>2019 Total</b>				<b>2</b>	<b>06-Mar-19</b>	<b>27-May-19</b>
2018	AFG	NANGARHAR	PACHIERAGAM	1	17-Jul-18	17-Jul-18
		URUZGAN	SHAHID-E-HASSA	1	08-Jul-18	08-Jul-18
	PAK	KHYBER PAKHTUNKHWA TRIBAL DISTRICTS (KPTD)	BAJOUR	1	01-Sep-18	01-Sep-18
		BALOCHSITAN	DUKKI	1	15-Apr-18	15-Apr-18
<b>2018 Total</b>				<b>4</b>	<b>15-Apr-18</b>	<b>01-Sep-18</b>

World Health Organization – Regional Office for Eastern Mediterranean  
AFP SURVEILLANCE

Week 25, ending 23 June 2019

24-Jun-19  
Number 1081

**Table 5: Laboratory investigation of AFP cases with paralysis onset in 2019 up to Week (25/2019) / Ending on : (23/06/2019)**

Country	Polio laboratories  (ITD / Nucleotide Sequencing (Nucleotide Sequencing performed by EGY, PAK, TUN, CDC and RIVM laboratories))	AFP cases with specimens	Preliminary virus isolation results of AFP cases						Poliovirus intratypic differentiation results #										Indicators				Latest report Date			
			Referred for ITD		NPEV only	Negative	Pending		Type 1			Type 2			Type 3			Discordant pending sequence	NPEV by PCR	Non-EV	Pending ITD	% specimens positive for NPEV*		% AFP cases with culture results within 14 days	% AFP cases with ITD results within 7 days	% AFP cases with ITD results within 45 days of onset**
			L20B+	L20B+/NPEV			received < / = 14 days	received > 14 days ago	Wild	Sabin	VDPV	Wild	Sabin	VDPV	Wild	Sabin	VDPV									
Afghanistan	RRL Pakistan	1685	119	12	210	1191	119	34	9	83						88		1				12%	100%	100%	99%	23/06/2019
Bahrain	NPL Oman / CDC																									24/06/2019
Djibouti	NPL Kenya / CDC																									10/04/2019
Egypt***	RRL Egypt	587	28		38	449	45	27		13						18		2	1		8%	98%	100%	99%	20/06/2019	
Iran	NPL Iran / CDC	457	7		6	420	24			2						5					1%	100%	100%	99%	22/06/2019	
Iraq	RRL Egypt	493	7		55	395	28	8		4						5					10%	100%	100%	71%	20/06/2019	
Jordan	NPL Jordan / RRL EGYPT	74			10	63	1														14%	100%			23/06/2019	
Kuwait	RRL Kuwait / RIVM	28			1	22	3	2													8%	87%		100%	23/06/2019	
Lebanon	NPL Jordan / RRL EGYPT	42	1		4	34	5								1						11%	100%	100%	0%	23/06/2019	
Libya	RRL Tunisia / RIVM	35			1	34															1%	100%		100%	18/06/2019	
Morocco	NPL Morocco / RRL Tunisia	92	1		1	85	5								1						1%	100%	100%	95%	21/06/2019	
Oman	NPL Oman / CDC	10			2	6	1	1													26%	100%		100%	24/06/2019	
Pakistan	RRL Pakistan	5903	256	33	728	4351	508	22	26	158						172		3	1		11%	100%	100%	98%	23/06/2019	
Palestine & UNRWA		27			4	15	4	4													21%	35%		100%	23/06/2019	
Qatar	NPL Oman / CDC	2				2															0%	100%		100%	24/06/2019	
Saudi Arabia	NPL Saudi Arabia / CDC	123	4			114	1	4								4					0%	95%	100%	100%	16/06/2019	
Somalia	NPL Kenya / CDC	175	6		30	122	11	6		2			3		1				1		19%	16%		100%	23/06/2019	
Sudan	NPL Sudan / RRL Egypt	201	3		28	154	3	13							1						12%	78%	100%	50%	16/06/2019	
Syria	NPL Syria / RRL Egypt	178	12		7	151	8			5					9						5%	100%	100%	50%	20/06/2019	
Tunisia	RRL Tunisia	28			3	21	4														15%	100%		100%	18/06/2019	
U.A.E	NPL Oman / CDC	17			3	12	2														20%	100%		53%	24/06/2019	
Yemen	NPL Kenya / CDC																								15/06/2019	
<b>Total EMR 2019</b>		10157	444	45	1131	7641	772	121	35	267			3		305		1	5	2	1	10%	98%	100%	98%		
<b>Total EMR 2018</b>		20746	902	90	3513	16219		18	29	590	3	6 #	6		628	7 #		22	1	3	14%	92%	99%	97%		

\* Specimens from all sources including non-AFP cases, excluding environmental samples

\*\* This indicator reflects surveillance and laboratory activities

# Somalia in 2018 so far has a total of 12 cVDPV cases (5 cVDPV2, 6 cVDPV3 & 1 coinfection cVDPV2/cVDPV3)

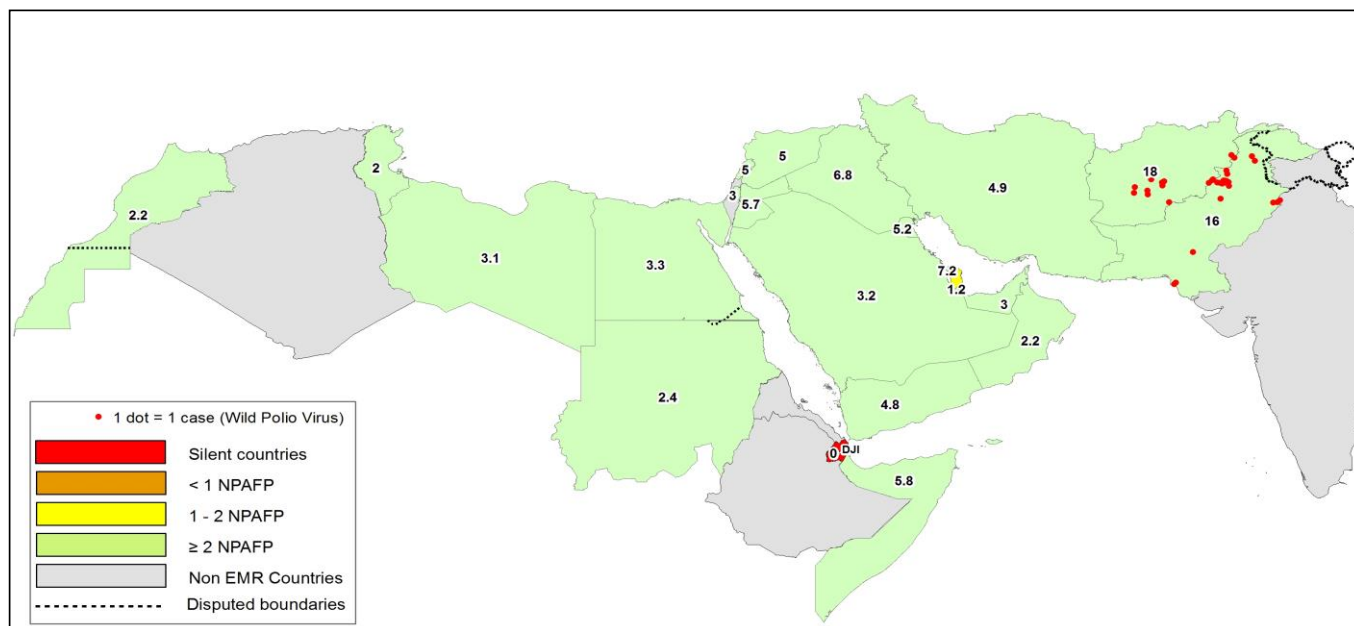
**Table 6: Environmental isolate by year and type**

Country	Status	2015	2016	2017	2018	2019
AFG	NEGATIVE	129	183	274	253	70
	PENDING					15
	WILD	20	2	42	83	23
<b>AFG Total</b>		<b>149</b>	<b>185</b>	<b>316</b>	<b>336</b>	<b>108</b>
EGY	NEGATIVE	495	528	522	540	236
	PENDING					25
	VDPV2	3	1			
<b>EGY Total</b>		<b>498</b>	<b>529</b>	<b>522</b>	<b>540</b>	<b>261</b>
IRN	NEGATIVE			6	54	28
	PENDING					3
	WILD					3
<b>IRN Total</b>				<b>6</b>	<b>54</b>	<b>34</b>
JOR	NEGATIVE		2	32	36	12
	PENDING					6
	WILD					
<b>JOR Total</b>			<b>2</b>	<b>32</b>	<b>36</b>	<b>18</b>
LEB	NEGATIVE		4	27	45	18
	PENDING					2
	WILD					
<b>LEB Total</b>			<b>4</b>	<b>27</b>	<b>45</b>	<b>20</b>
PAK	NEGATIVE	347	462	523	534	152
	PENDING					52
	WILD	79	59	105	139	141
	WILD & VDPV2	5	3	1		
	VDPV2	8	5	4		
<b>PAK Total</b>		<b>439</b>	<b>529</b>	<b>633</b>	<b>673</b>	<b>345</b>
SOM	NEGATIVE			34	181	23
	PENDING					4
	VDPV2				2	20
	VDPV3					12
<b>SOM Total</b>				<b>36</b>	<b>213</b>	<b>28</b>
SYR	NEGATIVE			4	102	67
	PENDING					11
<b>SYR Total</b>				<b>4</b>	<b>102</b>	<b>78</b>
<b>Grand Total</b>		<b>1086</b>	<b>1249</b>	<b>1576</b>	<b>1999</b>	<b>892</b>

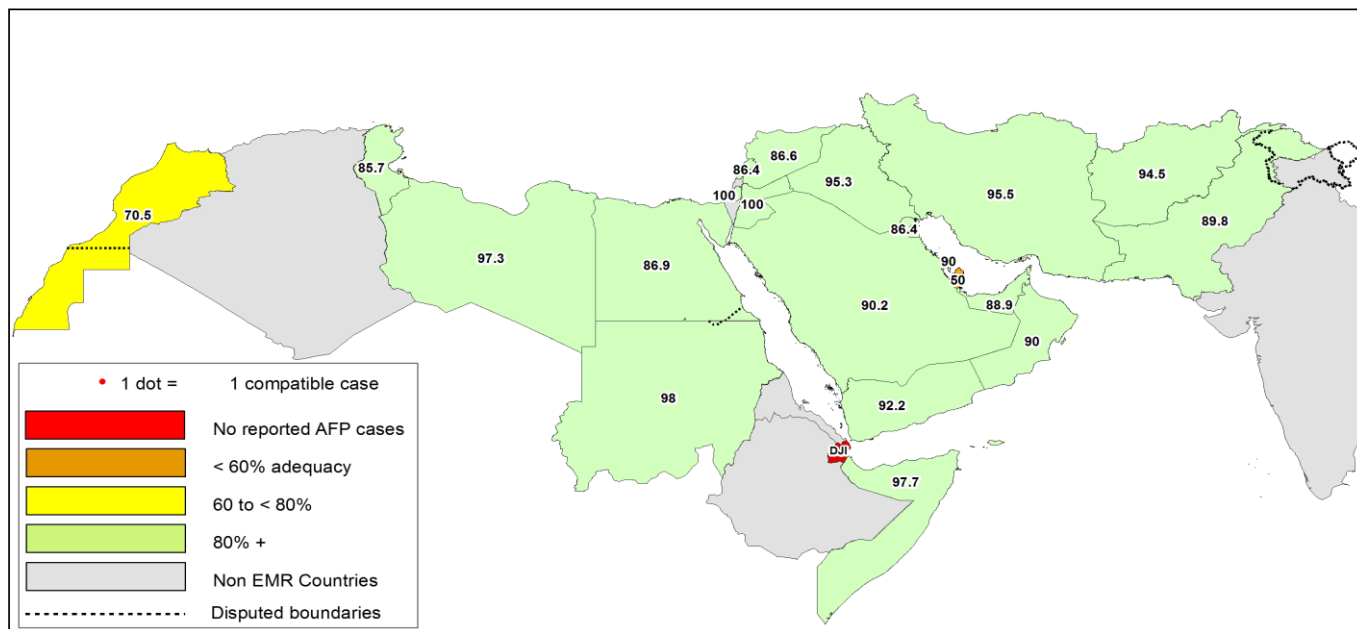
**Table 7: Environmental Wild/VDPV isolate by site**

Country	COUNTRY	Status	PROVINCE	DISTRICT	Count	First date	Last date
2018	AFG	WILD	HILMAND	LASHKARGAH	12	8-Jan	26-Dec
				HIRAT	1	25-Jun	25-Jun
				KABUL	3	26-Feb	26-Jun
				KANDAHAR	42	8-Jan	26-Dec
				KHOST	1	25-Sep	25-Sep
				KUNAR	2	24-Apr	25-Sep
				NANGARHAR	3	28-Jan	25-Oct
				JALALABAD	19	27-Jan	26-Dec
				<b>AFG Total</b>	<b>83</b>	<b>8-Jan</b>	<b>26-Dec</b>
				PAK	WILD	BALOCHISTAN	LORALAI
	PISHIN	1	2-Dec				2-Dec
	QUETTA	13	13-Feb				20-Dec
	KABDULAH	8	1-Jan				15-Dec
	ISLAMABAD	7	10-Jan				10-Nov
	PUNJAB	12	11-Jun				18-Dec
	RAWALPINDI	15	10-Jan				14-Dec
	DGKHAN	2	12-Feb				12-Sep
	HYDERABAD	1	9-Feb				9-Feb
	JACOBABAD	3	12-Feb				12-Sep
	KAMBAR	3	7-Apr				9-Jul
	KHIBALDIA	2	1-Aug				4-Sep
	KHIGADAP	15	15-Feb				11-Dec
	KHIGIQBAL	1	13-Sep				13-Sep
	KHIKORANGI	1	14-Dec				14-Dec
	KHILANDHI	3	10-Jan				30-Jul
KHISITE	2	1-Jan	3-Sep				
SUKKUR	2	8-Feb	9-Nov				
KHILIAQAT	2	7-Mar	7-Nov				
KHISADDAR	1	10-Sep	10-Sep				
KP TRIBAL DISTRICTS (KPTD)	WAZIR-S	BAJOUR	5	19-May	25-Oct		
		WAZIR-S	2	26-Nov	27-Dec		
		BANNU	4	31-Mar	27-Dec		
		KOHAT	5	5-Jan	27-Sep		
		MARDAN	2	15-Oct	15-Nov		
		NOWSHERA	2	18-Sep	18-Oct		
		PESHAWAR	23	10-Jan	26-Dec		
		<b>PAK Total</b>	<b>139</b>	<b>1-Jan</b>	<b>27-Dec</b>		
SOM	VDPV2	BANADIR	HAMAR WEYN	11	4-Jan	20-Sep	
			HODAN	2	22-Feb	4-Oct	
	VDPV3	BANADIR	WABERI	7	1-Mar	11-Oct	
			HAMAR WEYN	6	11-Feb	5-Apr	
<b>SOM Total</b>	<b>32</b>	<b>4-Jan</b>	<b>11-Oct</b>				
<b>2018 Total</b>					<b>254</b>	<b>1-Jan</b>	<b>27-Dec</b>
2019	AFG	WILD	HILMAND	LASHKARGAH	3	23-Feb	25-Apr
				NAHR-E-SARAJ	3	6-Jan	26-Jan
				KANDAHAR	12	6-Jan	23-Mar
				NANGARHAR	5	26-Jan	23-Mar
				<b>AFG Total</b>	<b>23</b>	<b>6-Jan</b>	<b>25-Apr</b>
	PAK	WILD	BALOCHISTAN	KHUZDAR	1	20-Mar	20-Mar
				LORALAI	1	17-Mar	17-Mar
				PISHIN	1	2-Feb	2-Feb
				QUETTA	15	1-Jan	20-May
				KABDULAH	8	1-Jan	19-Apr
				ISLAMABAD	2	12-Apr	2-May
				PUNJAB	2	3-Jan	6-Feb
				FAISALABAD	2	3-Jan	6-Feb
				LAHORE	23	5-Jan	18-May
				MULTAN	3	18-Feb	8-May
				RAWALPINDI	6	10-Jan	15-May
				DGKHAN	1	8-Apr	8-Apr
				SINDH	1	2-May	2-May
				DADU	1	2-May	2-May
				HYDERABAD	5	24-Jan	8-May
				JACOBABAD	2	24-Jan	12-Feb
				KAMBAR	1	7-Mar	7-Mar
				KHIBALDIA	4	2-Jan	6-May
				KHIGADAP	11	8-Jan	10-May
				KHIGIQBAL	4	11-Apr	14-May
KHIKORANGI	4	18-Feb	15-May				
KHILANDHI	4	19-Feb	16-May				
KHISITE	5	3-Jan	7-May				
SUKKUR	5	23-Jan	15-May				
KHILIAQAT	4	7-Feb	2-May				
KHISADDAR	5	7-Jan	8-May				
KP TRIBAL DISTRICTS (KPTD)	WAZIR-S	WAZIR-S	4	22-Jan	29-Apr		
		KURRAM	1	15-Jan	15-Jan		
		BANNU	4	28-Jan	29-Apr		
		DIKHAN	3	8-Jan	9-Apr		
		KOHAT	1	27-Feb	27-Feb		
KHYBER PAKHTUNKHWA (KP)	MARDAN	MARDAN	3	16-Mar	15-May		
		PESHAWAR	7	11-Jan	10-May		
		<b>PAK Total</b>	<b>141</b>	<b>1-Jan</b>	<b>20-May</b>		
SOM	VDPV2	BANADIR	HODAN	1	3-Feb	3-Feb	
<b>SOM Total</b>				<b>1</b>	<b>3-Feb</b>	<b>3-Feb</b>	
IRN	WILD	S & B	IRANSHAHR	3	22-Apr	20-May	
<b>IRN Total</b>				<b>3</b>	<b>22-Apr</b>	<b>20-May</b>	
<b>2019 Total</b>					<b>168</b>	<b>1-Jan</b>	<b>20-May</b>

**Figure 1: Non Polio AFP Rate and Wild Virus in EMR 01/01/2019 - 23/06/2019**



**Figure 2: Percent of AFP cases with Adequate Samples & Compatible Cases in EMR 01/01/2019 - 23/06/2019**



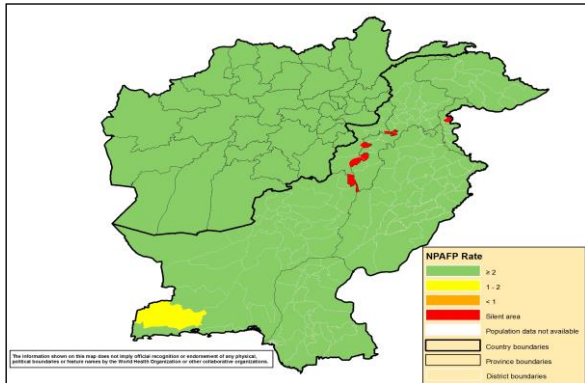
**Table 8: Wild polio cases by country and date of onset of paralysis in EMR, 2018 - 2019**

Year	COUNTRY	Count	First Case	Last Case
2018	AFG	21	1-Jan-18	6-Nov-18
	PAK	12	8-Mar-18	31-Dec-18
<b>2018 Total</b>		<b>33</b>	<b>1-Jan-18</b>	<b>31-Dec-18</b>
2019	AFG	10	4-Jan-19	19-May-19
	PAK	27	15-Jan-19	5-Jun-19
<b>2019 Total</b>		<b>37</b>	<b>4-Jan-19</b>	<b>5-Jun-19</b>

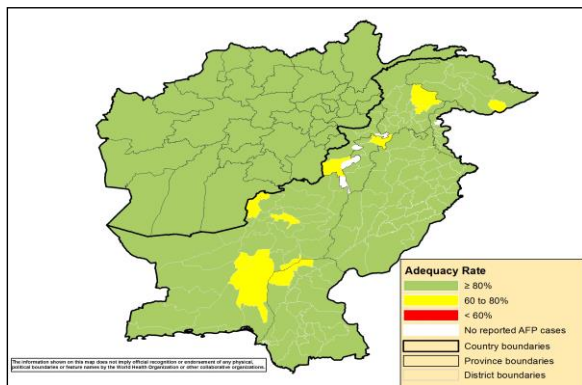
Last reported wild Polio P3 from Pakistan with date of onset 18/04/2012



**Figure 3: Non Polio AFP rate by Province in Afghanistan & by District in Pakistan 01/01/2019 - 23/06/2019**

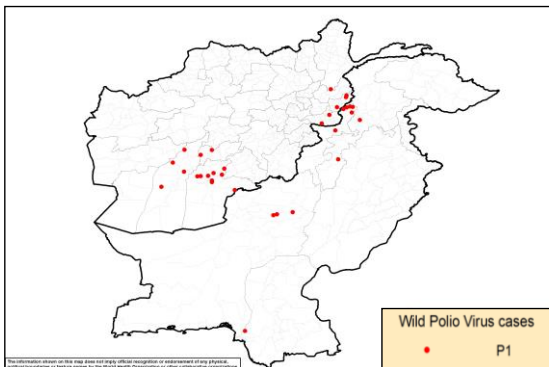


**Figure 4: Percent of AFP cases with Adequate Samples in Afghanistan by Province & Pakistan by District 01/01/2019 - 23/06/2019**

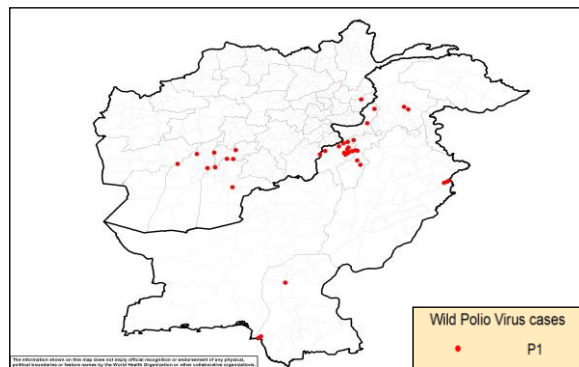


**Figure 5: Wild Virus Cases by Type & District in Afghanistan & Pakistan**

**5(a) 01/01/2018 - 31/12/2018**



**5(b) 01/01/2019 - 23/06/2019**



## World Health Organization – Regional Office for Eastern Mediterranean

## AFP SURVEILLANCE

Week 25, ending 23 June 2019

24-Jun-19

Number 1081

**Table 9: Wild Polio cases by district and date of onset of paralysis, Afghanistan 2018-2019**

ONSETYR	PROVINCE	DISTRICT	Count	First case	Last case
2018	HILMAND	NAWZAD	3	1-Sep-18	6-Nov-18
		NAD-E-ALI	1	1-Jun-18	1-Jun-18
	URUZGAN	SHAHID-E-HASSAS	2	8-Jul-18	9-Oct-18
	NURISTAN	PORUNS	1	26-Sep-18	26-Sep-18
	KANDAHAR	MAYWAND	1	24-Sep-18	24-Sep-18
		KANDAHAR	2	11-Aug-18	27-Aug-18
		ARGHANDAB (K)	1	17-Jul-18	17-Jul-18
		SHAHWALIKOT	3	5-Jan-18	27-Apr-18
		KHAKREZ	1	25-Feb-18	25-Feb-18
		SPINBOLDAK	1	6-Jan-18	6-Jan-18
	NANGARHAR	PACHIERAGAM	1	17-Jul-18	17-Jul-18
		KAMA	1	1-Jan-18	1-Jan-18
	KUNAR	CHAWKAY	1	22-Jun-18	22-Jun-18
GHAZIABAD		2	14-Feb-18	3-Mar-18	
<b>2018 Total</b>			<b>21</b>	<b>1-Jan-18</b>	<b>6-Nov-18</b>
2019	URUZGAN	TIRINKOT	2	19-May-19	19-May-19
		CHORA	1	20-Mar-19	20-Mar-19
		SHAHID-E-HASSAS	1	25-Feb-19	25-Feb-19
	KUNAR	WATAPUR	1	8-May-19	8-May-19
	HILMAND	NAWZAD	1	3-Apr-19	3-Apr-19
		WASHER	1	23-Mar-19	23-Mar-19
		SANGIN	1	6-Mar-19	6-Mar-19
	KANDAHAR	GHORAK	1	12-Jan-19	12-Jan-19
SPINBOLDAK		1	4-Jan-19	4-Jan-19	
<b>2019 Total</b>			<b>10</b>	<b>4-Jan-19</b>	<b>19-May-19</b>

**Table 10: Wild Polio cases by district and date of onset of paralysis, Pakistan 2018-2019**

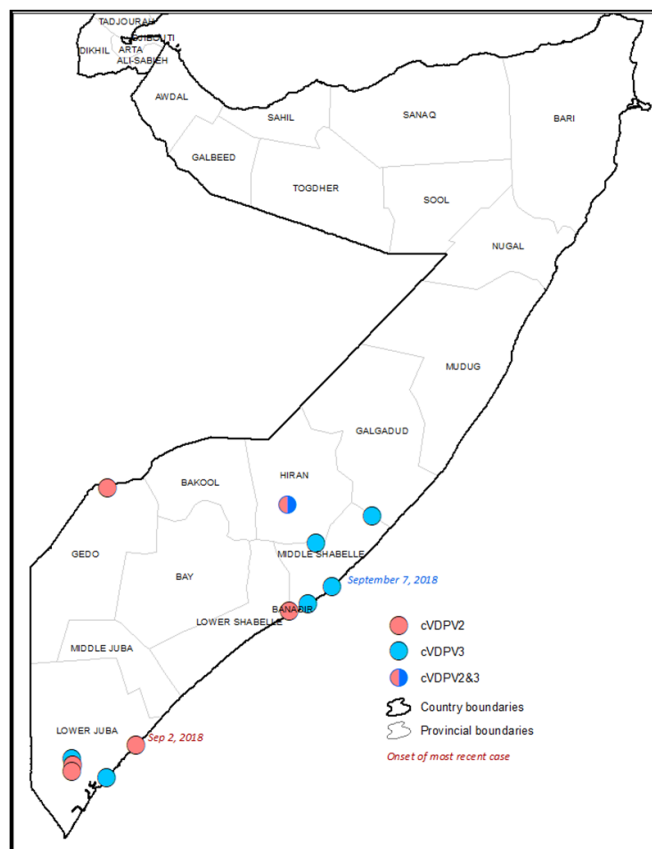
ONSETYR	PROVINCE	DISTRICT	Count	First case	Last case
2018	KP TRIBAL DISTRICTS (KPTD)	BAJOUR	5	1-Sep-18	31-Dec-18
		KHYBER	1	25-Sep-18	25-Sep-18
	KHYBER PAKHTUNKHWA (KP)	LAKKIMRWT	1	16-Dec-18	16-Dec-18
		CHARSADA	1	1-Aug-18	1-Aug-18
	SINDH	KHIGADAP	1	22-Sep-18	22-Sep-18
	BALUCHISTAN	DUKKI	3	8-Mar-18	18-May-18
<b>2018 Total</b>			<b>12</b>	<b>8-Mar-18</b>	<b>31-Dec-18</b>
2019	KHYBER PAKHTUNKHWA (KP)	BANNU	9	15-Jan-19	5-Jun-19
		TORGHAR	1	31-May-19	31-May-19
		LAKKIMRWT	1	27-May-19	27-May-19
		SHANGLA	1	18-May-19	18-May-19
		DIKHAN	1	5-May-19	5-May-19
		HANGU	1	20-Jan-19	20-Jan-19
	KP TRIBAL DISTRICTS (KPTD)	WAZIR-N	5	4-Apr-19	19-May-19
		KHYBER	1	14-Feb-19	14-Feb-19
		BAJOUR	1	18-Jan-19	18-Jan-19
	SINDH	KHIGIQBAL	1	29-Apr-19	29-Apr-19
		LARKANA	1	17-Apr-19	17-Apr-19
		KHILAYARI	1	25-Feb-19	25-Feb-19
	PUNJAB	LAHORE	3	20-Jan-19	17-Apr-19
	<b>2019 Total</b>			<b>27</b>	<b>15-Jan-19</b>

**Table 11: Circulating VDPV cases and date of onset of paralysis in EMR countries by districts 2018-2019**

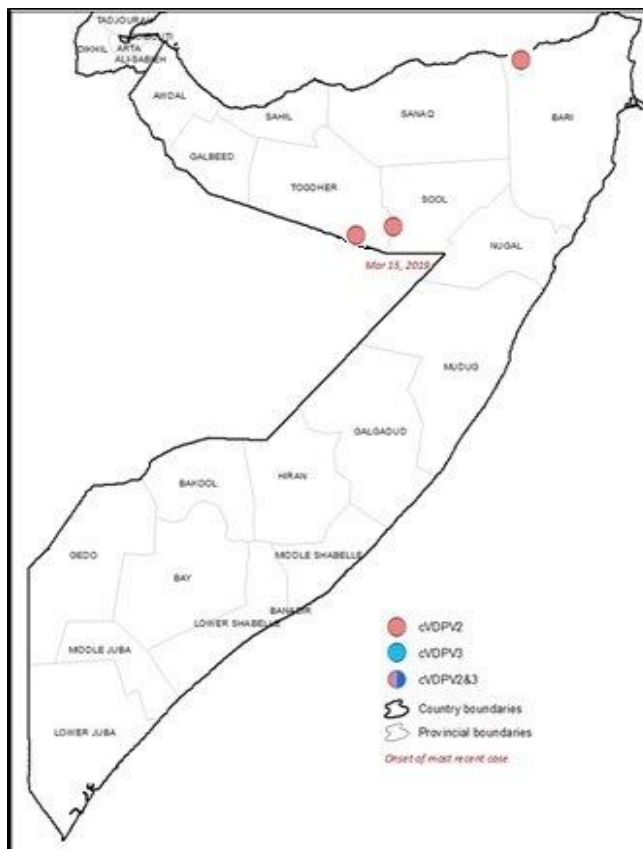
COUNTRY	YEAR	PROVINCE	DISTRICT	cVDPV2			cVDPV3			
				Count	First Case	Last Case	Count	First Case	Last Case	
SOM	2019	BARI	BOSSASO	1	08-May-19	08-May-19				
		TOGDHER	BUHODLE	1	21-Apr-19	21-Apr-19				
		SOOL	LAS ANOD	1	15-Mar-19	15-Mar-19				
	<b>Total 2019</b>				<b>3</b>	<b>15-Mar-19</b>	<b>8-May-19</b>			
	2018	LOWER JUBA	JAMAAME WEST		1	02-Sep-18	02-Sep-18			
			KISMAYO		2	29-Jul-18	30-Jul-18	2	4-Jul-18	27-Jul-18
		MIDDLE SHABELLE	RUNINGOD					1	07-Sep-18	07-Sep-18
			MAHADAY WARSHEIKH					1	29-Jun-18	29-Jun-18
		BANADIR	DANYILE		1	10-Jul-18	10-Jul-18			
		HIRAN	BULO BURTI		1	11-May-18	11-May-18	1	11-May-18	11-May-18
	GEDO	DOLO		1	26-May-18	26-May-18				
	<b>Total 2018</b>				<b>6</b>	<b>11-May-18</b>	<b>2-Sep-18</b>	<b>7</b>	<b>11-May-18</b>	<b>7-Sep-18</b>

**Figure 6: Somalia cVDPV cases by type and district**

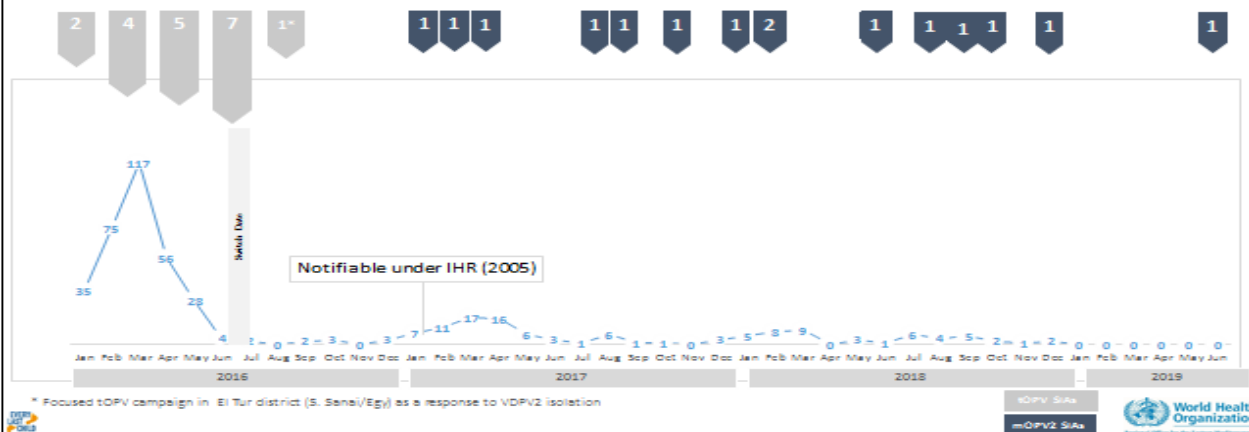
**6(a) 01/01/2018 - 31/12/2018**



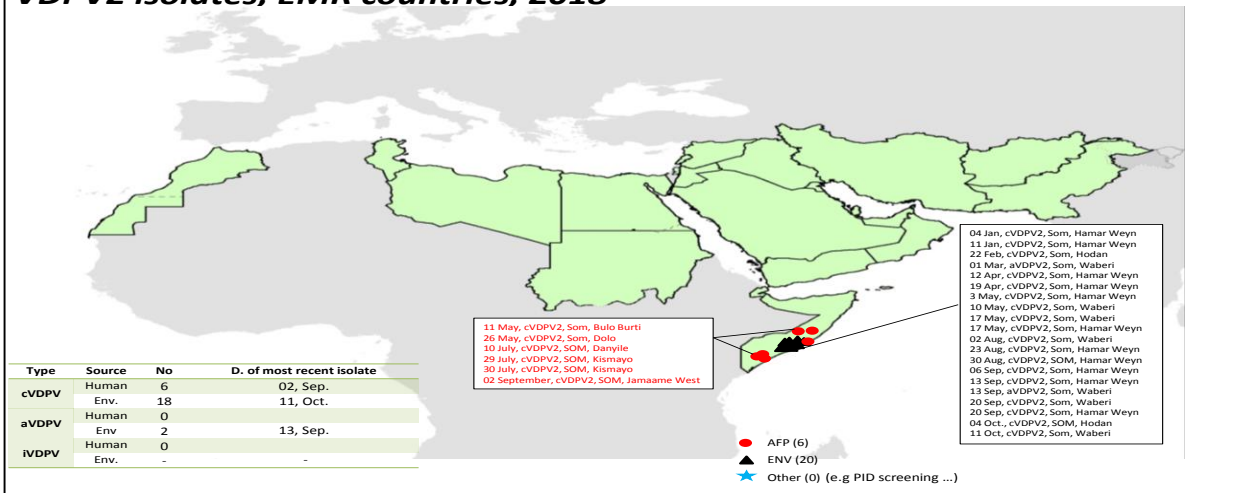
**6(b) 01/01/2019 - 23/06/2019**



Sabin Like Type-2 Poliovirus Isolates (H & E) EMR, 2016-19



VDPV2 isolates, EMR countries, 2018



VDPV2 isolates, EMR countries, 2019

