

## **Highlights of Polio Fax Bulletin No. 1073 for Week 17 2019**

### **I. Poliovirus Transmission**

1. Endemic countries (PAKISTAN & AFGHANISTAN): Three new wild poliovirus type-1 (WPV1) cases one from Afghanistan and two from Pakistan and 11 new WPV1 positive environmental samples all from Pakistan reported this week.
  - a. Human samples: Three new WPV1 cases reported this week from Afghanistan and Pakistan. Total WPV1 cases in 2019 to date are 15 (7 from Afghanistan and 8 from Pakistan). This compares with 10 cases in 2018 in the same period (Afghanistan – 8 and Pakistan – 2).
    - i. Afghanistan: A new WPV1 case reported from Nawazad district, Hilmand province, with date of onset 3 April 2019. The case is of a 5-month old male child who has received one OPV dose.  
In 2019 to date, seven WPV1 cases are reported, two each from provinces of Kandahar and Uruzgan and three from Hilmand. The most recent reported case has date of onset of paralysis on 3 April 2019.
    - ii. Pakistan: The two new WPV1 cases include:  
Case No. 1: The case is a 22-month old male child from Bannu district, KP province, with date of onset 2 April 2019. The child has received zero OPV dose.
    - iii. Case No. 2: The case is a 24-month old female child from North Waziristan district, KP Tribal Districts, with date of onset 4 April 2019. The child has received a total of 10 OPV doses out of which three from routine and 7 from SIAs.  
In 2019 to date, eight WPV1 cases are reported, three each from Khyber Pakhtunkhwa (KP) and KP Tribal Districts (KPTD), one from Punjab and one from Sindh. The most recent reported case has date of onset of paralysis on 4 April 2019.
  - b. Environmental samples: Eleven new WPV1 positive environmental samples were reported this week all from Pakistan.
    - i. Afghanistan: In 2019 to date, there are 21 positive environmental samples with most recent positive sample collected on 23 March 2019.
    - ii. Pakistan: The eleven new WPV1 positive environmental samples reported this week include one from Balochistan province (from Loralai district); four from Punjab province (three from Lahore and one from Rawalpindi districts); two from KP province (from DI Khan district); and four from Sindh province (all from Karachi towns - one from Gadap, one from Liaqat and two from Gulshan Iqbal towns). In 2019 to date, there are 102 positive environmental samples with most recent positive sample collected on 20 April 2019.

## II. Outbreak response countries

### 1. SOMALIA:

- One new cVDPV2 case reported this week, but no cVDPV2 or 3 isolates from environmental samples.
  - A new cVDPV2 case was reported this week from Somalia and it is the first case in 2019. The case was reported from Las Anod district from Sool province, with date of onset 15 March 2019. The new case is a 27-month male old child from an IDP family associated with areas not accessible for long period. This is the first and only cVDPV2 case reported in Somalia in 2019 to date noting that one of its contacts has been also identified as cVDPV2.
  - In 2018:
    - to date, Somalia has reported a total of 12 cases due to cVDPVs, which include 5 due to cVDPV2, 6 due to cVDPV3 and 1 due to co-infection of cVDPV2 and cVDPV3.
    - cVDPV2: cVDPV2 was isolated from 19 sewage samples in Mogadishu, the most recent sample collected on 11 October 2018.
    - cVDPV3
      1. Human samples: the date of onset of the most recent cVDPV3 case is 7 September 2018.
      2. Sewage samples: cVDPV3 has been isolated from 11 sewage samples in Mogadishu and date of specimen collection of the most recent is 23 August 2018.
    - Co-infection cVDPV2 and cVDPV3: The date of onset of the most recent coinfection case is 11 May 2018. In 2018 to date, cVDPV2 and cVDPV3 were both isolated from 1 sewage sample in Mogadishu collected on 19 April 2018.

## III. Other countries

### TUNISIA:

- A new iVDPV3 was reported this week from Zaghouan district/province with date of onset 10 March 2019.

## IV. Surveillance performance indicators

In 2018, 20 of 22 member states are meeting the global target of both key surveillance indicators, namely non polio AFP rate of 2 per 100,000 children aged below 15 years and percent AFP cases with adequate specimen 80% and above.

- a. Djibouti, did not report any AFP case since April 2017.
- b. Morocco has a percentage of AFP cases with adequate stool specimens of 78%

In Yemen there are AFP cases pending final classification more than 90 days due to delay shipment of specimens due to insecurity and conflict

## AFP SURVEILLANCE

30-Apr-19

Week 17, ending 28 April 2019

Number 1073

Table 1: Acute Flaccid Paralysis (AFP) cases by week of onset

Country	Reported AFP cases by week of onset - Week (17/19) / Ending on : 28/04/2019														
	Total AFP 2017	Total AFP 2018	Total AFP to date, 2019	W06 10 Feb 19	W07 17 Feb 19	W08 24 Feb 19	W09 03 Mar 19	W10 10 Mar 19	W11 17 Mar 19	W12 24 Mar 19	W13 31 Mar 19	W14 07 Apr 19	W15 14 Apr 19	W16 21 Apr 19	W17 28 Apr 19
Afghanistan	3094	3378	1173	86	70	78	82	74	67	69	74	84	63	31	7
Bahrain	18	35	6	0	0	1	0	1	0	0	1	0	1	0	0
Djibouti	4	0	0	0	0	0	0	0	0	0	0	0	0	0	0
Egypt	1242	1246	420	24	20	20	40	31	31	23	43	28	24	4	
Iran	820	896	254	27	15	27	11	15	15	6	11	11	4		
Iraq	699	1023	354	24	25	32	21	17	16	15	18	26	17	7	
Jordan ****	116	115	57	2	7	1	2	4	5	4	4	6	2	1	1
Kuwait	69	72	17	0	1	0	1	3	3	1	0	1	1	0	0
Lebanon ****	75	89	31	1	3	4	2	2	1	1	2	1	5		
Libya	88	122	27	3	5	0	1	1	1	1	1	2	1	1	
Morocco	143	212	59	4	4	3	3	9	3	2	5	4	1	0	
Oman	40	28	5	1	0	0	1	1	0	0	0	0	1	0	0
Pakistan	10319	12270	3997	281	282	261	245	246	252	281	215	197	192	117	8
Palestine ****	43	44	15	2	1	2	1	1	2	2	0	0	1	0	0
Qatar	18	10	1	0	0	0	0	0	0	0	0	0	0	0	0
Saudi Arabia	276	241	66	4	5	3	6	8	10	1	1	0	0	0	
Somalia	345	353	112	13	3	4	7	8	8	14	6	12	4	3	0
Sudan	570	578	155	8	10	12	18	7	12	3	9	15	1	2	0
Syria ****	362	362	143	17	14	13	11	8	6	4	16	6	7	1	2
Tunisia	67	68	16	0	4	0	2	3	0	1	0	0	0	0	
U.A.E	58	40	16	0	1	1	0	1	1	1	0	0	3	0	0
Yemen	713	730	237	18	18	15	14	10	16	11	12	16	15	13	
<b>Total EMR</b>	<b>19179</b>	<b>21912</b>	<b>7161</b>	<b>515</b>	<b>488</b>	<b>477</b>	<b>468</b>	<b>450</b>	<b>449</b>	<b>440</b>	<b>418</b>	<b>409</b>	<b>343</b>	<b>180</b>	<b>18</b>

No data = No report received

Table 2: Confirmed polio cases by month of onset

Country	Total year 2017	Total year 2018	28/04		Confirmed polio cases by month of onset											
			2018	2019	May 2018	June 2018	July 2018	August 2018	September 2018	October 2018	November 2018	December 2018	January 2019	February 2019	March 2019	April 2019
Afghanistan	14	21	8	7	0	2	3	2	3	2	1	0	2	1	3	1
Bahrain	0	0	0	0	0	0	0	0	0	0	0	0	0	0	0	0
Djibouti	0	0	0	0	0	0	0	0	0	0	0	0	0	0	0	0
Egypt	0	0	0	0	0	0	0	0	0	0	0	0	0	0	0	0
Iran	0	0	0	0	0	0	0	0	0	0	0	0	0	0	0	0
Iraq	0	0	0	0	0	0	0	0	0	0	0	0	0	0	0	0
Jordan ****	0	0	0	0	0	0	0	0	0	0	0	0	0	0	0	0
Kuwait	0	0	0	0	0	0	0	0	0	0	0	0	0	0	0	0
Lebanon ****	0	0	0	0	0	0	0	0	0	0	0	0	0	0	0	0
Libya	0	0	0	0	0	0	0	0	0	0	0	0	0	0	0	0
Morocco	0	0	0	0	0	0	0	0	0	0	0	0	0	0	0	0
Oman	0	0	0	0	0	0	0	0	0	0	0	0	0	0	0	0
Pakistan	8	12	2	8	1	0	0	1	3	1	0	4	4	2	0	2
Palestine ****	0	0	0	0	0	0	0	0	0	0	0	0	0	0	0	0
Qatar	0	0	0	0	0	0	0	0	0	0	0	0	0	0	0	0
Saudi Arabia	0	0	0	0	0	0	0	0	0	0	0	0	0	0	0	0
Somalia	0	0	0	0	0	0	0	0	0	0	0	0	0	0	0	0
Sudan	0	0	0	0	0	0	0	0	0	0	0	0	0	0	0	0
Syria ****	0	0	0	0	0	0	0	0	0	0	0	0	0	0	0	0
Tunisia	0	0	0	0	0	0	0	0	0	0	0	0	0	0	0	0
U.A.E	0	0	0	0	0	0	0	0	0	0	0	0	0	0	0	0
Yemen	0	0	0	0	0	0	0	0	0	0	0	0	0	0	0	0
<b>Total EMR</b>	<b>22</b>	<b>33</b>	<b>10</b>	<b>15</b>	<b>1</b>	<b>2</b>	<b>3</b>	<b>3</b>	<b>6</b>	<b>3</b>	<b>1</b>	<b>4</b>	<b>6</b>	<b>3</b>	<b>3</b>	<b>3</b>

\*\*\*\* UNRWA cases are included with those of country of residence

## World Health Organization – Regional Office for Eastern Mediterranean

## AFP SURVEILLANCE

Week 17, ending 28 April 2019

30-Apr-19

Number 1073

Table 3: Investigation of AFP cases with paralysis onset in 2018 &amp; 2019 up to Week (17/19) / Ending on : 28/04/2019

COUNTRY	2018												2019												Latest line List Date
	AFP									Specimen	Wild cases ****		AFP									Specimen	Wild cases ****		
	Total AFP cases onset 2018	Case classification					Non polio AFP rate **	AFP cases pending classification > 90 days from onset of paralysis	AFP cases pending classification and lab > 90 days from onset of paralysis	% with *** adequate specimens	Wild P1 Poliovirus	Wild P3 Poliovirus	Total AFP cases onset 2019	Case classification					Annualized Non polio AFP rate **	AFP cases pending classification > 90 days from onset of paralysis	AFP cases pending classification and lab > 90 days from onset of paralysis	% with *** adequate specimens	Wild P1 Poliovirus	Wild P3 Poliovirus	
		Total Confirmed Polio Cases *	Polio Compatible	Pending Classification	Discarded (non polio AFP)	VDPV								Total Confirmed Polio Cases *	Polio Compatible	Pending Classification	Discarded (non polio AFP)	VDPV							
Afghanistan	3378	21	0	1	3356	0	16.6	1	0	93.8	21	0	1173	7	0	194	972	0	17.8	16	1	93.6	7	0	28/04/2019
Bahrain	35	0	0	2	33	0	12.1	2	0	97.1	0	0	6	0	0	4	2	0	6.4	0	0	100.0	0	0	28/04/2019
Djibouti	0	0	0	0	0	0	0.0	0	0		0	0	0	0	0	0	0	0	0.0	0	0		0	0	10/04/2019
Egypt	1246	0	0	2	1243	1	3.2	2	0	93.2	0	0	420	0	0	124	296	0	3.4	3	0	86.9	0	0	18/04/2019
Iran	896	0	0	0	894	2	4.6	0	0	97.0	0	0	254	0	0	28	226	0	4.1	0	0	96.9	0	0	20/04/2019
Iraq	1023	0	0	0	1023	0	6.7	0	0	89.9	0	0	354	0	0	72	282	0	7.2	1	0	96.3	0	0	26/04/2019
Jordan	115	0	0	0	115	0	4.1	0	0	100.0	0	0	57	0	0	2	55	0	6.3	0	0	100.0	0	0	25/04/2019
Kuwait	72	0	0	0	72	0	8.1	0	0	90.3	0	0	17	0	0	7	10	0	5.9	0	0	94.1	0	0	28/04/2019
Lebanon	89	0	0	1	88	0	4.8	1	0	96.6	0	0	31	0	0	14	17	0	5.2	3	0	87.1	0	0	18/04/2019
Libya	122	0	0	0	122	0	4.9	0	0	96.7	0	0	27	0	0	3	24	0	3.3	0	0	100.0	0	0	27/04/2019
Morocco	212	0	0	1	211	0	2.4	1	0	77.8	0	0	59	0	0	41	18	0	2.0	5	0	67.8	0	0	22/04/2019
Oman	28	0	0	0	28	0	3.2	0	0	92.9	0	0	5	0	0	1	4	0	1.4	0	0	60.0	0	0	28/04/2019
Pakistan	12270	12	1	11	12246	0	15.7	11	0	87.1	12	0	3997	8	0	606	3383	0	15.8	40	0	90.6	8	0	28/04/2019
Palestine	44	0	0	0	44	0	2.3	0	0	90.9	0	0	15	0	0	8	7	0	2.5	0	0	100.0	0	0	29/04/2019
Qatar	10	0	0	0	10	0	2.8	0	0	100.0	0	0	1	0	0	1	0	0	0.9	1	0	0.0	0	0	21/04/2019
Saudi Arabia	241	0	0	0	241	0	3.0	0	0	95.9	0	0	66	0	0	49	17	0	2.5	9	1	87.9	0	0	25/04/2019
Somalia	353	0	0	0	341	12	5.5	0	0	97.7	0	0	112	0	0	17	94	1	5.4	0	0	98.2	0	0	28/04/2019
Sudan	578	0	0	0	578	0	3.2	0	0	97.2	0	0	155	0	0	11	144	0	2.7	1	0	98.1	0	0	28/04/2019
Syria	362	0	0	0	362	0	4.7	0	0	87.3	0	0	143	0	0	22	121	0	5.7	0	0	90.9	0	0	28/04/2019
Tunisia	68	0	0	0	68	0	2.6	0	0	80.9	0	0	16	0	0	4	11	1	1.7	0	0	75.0	0	0	26/04/2019
U.A.E	40	0	0	2	38	0	3.2	2	1	97.5	0	0	16	0	0	8	8	0	4.0	0	0	87.5	0	0	28/04/2019
Yemen	730	0	0	401	329	0	5.2	401	367	91.6	0	0	237	0	0	234	3	0	5.2	60	55	90.3	0	0	27/04/2019
EMR	21912	33	1	421	21442	15	8.7	421	368	89.8	33	0	7161	15	0	1450	5694	2	8.8	139	57	91.5	15	0	
2017	19179	22	3	72	19006	76	7.7	72	58	88.9	22	0													

\* Confirmed polio cases refer to wild isolation from AFP cases or from contacts of negative index AFP cases

\*\* Non-polio AFP per 100,000 children &lt;15 years

\*\*\* Adequate here refers to two stool specimens collected at least 24 hours apart, within 14 days of paralysis onset and specimens received in the lab in Good Condition

\*\*\*\* AFP cases co infected with P1 and P3 are counted separately as wild isolates

World Health Organization – Regional Office for Eastern Mediterranean  
AFP SURVEILLANCE  
Week 17, ending 28 April 2019

30-Apr-19  
Number 1073

Table 4 (a): Lab results of contacts' samples in EMR, 2018 - 2019

COUNTRY	2018						2019					
	# OF CONTACTS	LAB RESULTS					# OF CONTACTS	LAB RESULTS				
		WILD	VDPV	SL	NPEV	PENDING		WILD	VDPV	SL	NPEV	PENDING
AFG	1009	4	0	52	217	0	418	1	0	26	59	35
BAH	2	0	0	0	0	0	0	0	0	0	0	0
DJI	0	0	0	0	0	0	0	0	0	0	0	0
EGY	495	0	0	11	58	17	150	0	0	5	4	42
IRN	145	0	0	3	6	0	43	0	0	0	2	0
IRQ	811	0	0	22	93	9	173	0	0	3	6	14
JOR	0	0	0	0	0	0	0	0	0	0	0	0
KUW	0	0	0	0	0	0	0	0	0	0	0	0
LEB	218	0	0	3	16	20	16	0	0	0	0	13
LIB	1	0	0	0	0	0	2	0	0	0	0	0
MOR	161	0	0	0	9	9	25	0	0	1	0	12
OMA	70	0	0	2	16	0	10	0	0	0	3	0
PAK	4209	3	0	207	882	0	1552	0	0	96	157	121
PAL	0	0	0	0	0	0	0	0	0	0	0	0
QAT	0	0	0	0	0	0	0	0	0	0	0	0
SAA	5	0	0	0	0	5	0	0	0	0	0	0
SOM	1050	0	10	49	133	2	343	0	1	4	24	52
SUD	350	0	0	3	24	88	91	0	0	0	5	20
SYR	670	0	0	8	17	0	279	0	0	6	8	30
TUN	1	0	0	0	0	0	4	0	0	0	0	0
UAE	0	0	0	0	0	0	0	0	0	0	0	0
YEM	1558	0	0	0	0	1558	228	0	0	0	0	229
<b>EMR</b>	<b>10755</b>	<b>7</b>	<b>10</b>	<b>360</b>	<b>1471</b>	<b>1708</b>	<b>3334</b>	<b>1</b>	<b>1</b>	<b>141</b>	<b>268</b>	<b>568</b>

Table 4 (B): Most recent wild contacts in EMRO, 2018 - 2019

Year	Country	Data	
		Count of wild contacts	Date of Most Recent stool collection
2019	Afghanistan	1	6-Mar-19
<b>2018 Total</b>		<b>1</b>	<b>6-Mar-19</b>
2018	Afghanistan	4	7-Aug-18
	Pakistan	3	12-Oct-18
<b>2018 Total</b>		<b>7</b>	<b>12-Oct-18</b>

Table 4 (C): Number and distribution by district of -ve index AFP cases identified as wild positive by contact in EMR, 2018-2019

YEAR	COUNTRY	PROVINCE	DISTRICT	COUNT	First case	Last case
2019	AFG	HILMAND	SANGIN	1	6-Mar-19	6-Mar-19
	<b>2019 Total</b>				<b>1</b>	<b>6-Mar-19</b>
2018	AFG	NANGARHAR	PACHIERAGAM	1	17-Jul-18	17-Jul-18
		URUZGAN	SHAHID-E-HASSA	1	8-Jul-18	8-Jul-18
	PAK	FATA	BAJOUR	1	1-Sep-18	1-Sep-18
		BALUCHISTAN	DUKKI	1	15-Apr-18	15-Apr-18
<b>2018 Total</b>				<b>4</b>	<b>15-Apr-18</b>	<b>01-Sep-18</b>

## AFP SURVEILLANCE

Week 17, ending 28 April 2019

30-Apr-19

Number 1073

Table 5: Laboratory investigation of AFP cases with paralysis onset in 2019 up to Week (17/2019) / Ending on : (28/04/2019)

Country	Polio laboratories  (Nucleotide Sequencing performed by EGY, PAK, TUN, CDC and RIVM laboratories)	AFP cases with specimens	Preliminary virus isolation results of AFP cases						Poliovirus intratypic differentiation results #										Indicators				Latest report Date			
			Referred for ITD		NPEV only	Negative	Pending		Type 1			Type 2			Type 3			Discordant pending sequence	NPEV by PCR	Non-EV	Pending ITD	% specimens positive for NPEV*		% AFP cases with culture results within 14 days	% AFP cases with ITD results within 7 days	% AFP cases with ITD results within 45 days of onset**
			L20B+	L20B+INPEV			received < / = 14 days	received > 14 days ago	Wild	Sabin	VDPV	Wild	Sabin	VDPV	Wild	Sabin	VDPV									
Afghanistan	RRL Pakistan	1140	96	6	131	805		93	11	6	65								2	11%	100%	100%	98%	28/04/2019		
Bahrain	NPL Oman / CDC																							29/04/2019		
Djibouti	NPL Kenya / CDC																							10/04/2019		
Egypt***	RRL Egypt	426	24		20	322	44	16		12								1	1	5%	98%	100%	99%	30/04/2019		
Iran	NPL Iran / CDC	309	6		5	268	30			2										2%	100%	100%	99%	27/04/2019		
Iraq	RRL Egypt	355	4		39	273	27	12		2										10%	100%	100%	33%	25/04/2019		
Jordan	NPL Jordan / RRL EGYPT	58			8	47	3													15%	100%			28/04/2019		
Kuwait	RRL Kuwait / RIVM	21			1	13	1	6												13%	100%		100%	25/04/2019		
Lebanon	NPL Jordan / RRL EGYPT	30	1		2	21	5	1												11%	100%	100%	0%	28/04/2019		
Libya	RRL Tunisia / RIVM	24			1	22		1												2%	100%		100%	18/04/2019		
Morocco	NPL Morocco / RRL Tunisia	59			1	50	8													2%	100%		100%	26/04/2019		
Oman	NPL Oman / CDC	5			1	3	1													17%	100%		100%	29/04/2019		
Pakistan	RRL Pakistan	3982	170	25	397	2975	410	8	8	116								2	1	2	9%	100%	100%	98%	28/04/2019	
Palestine & UNRWA		15			3	11		1												21%	38%		100%	29/04/2019		
Qatar	NPL Oman / CDC	1				1														0%	100%		100%	29/04/2019		
Saudi Arabia	NPL Saudi Arabia / CDC	92	2			75	10	5												1%	95%	100%	100%	28/04/2019		
Somalia	NPL Kenya / CDC	112	5		10	80	6	11		2					1	3				11%	19%		100%	28/04/2019		
Sudan	NPL Sudan / RRL Egypt	151	1		28	115	7									1				15%	72%	100%	50%	28/04/2019		
Syria	NPL Syria / RRL Egypt	140	12		3	111	8	6		5						5				3%	100%	100%	50%	25/04/2019		
Tunisia	RRL Tunisia	16			1	14	1													11%	100%		100%	18/04/2019		
U.A.E	NPL Oman / CDC	12			1	11														8%	100%		42%	29/04/2019		
Yemen	NPL Kenya / CDC																							27/04/2019		
<b>Total EMR 2019</b>		6948	321	31	652	5217	654	78	14	204					1	226		3	2	4	9%	98%	100%	98%		
<b>Total EMR 2018</b>		20744	902	90	3513	16217		18	29	590	3		6	6 #	628	7 #		22	1	3	14%	92%	99%	97%		
* Specimens from all sources including non-AFP cases, excluding environmental samples									# Somalia in 2018 so far has a total of 12 cVDPV cases (5 cVDPV2, 6 cVDPV3 & 1 coinfection cVDPV2/cVDPV3)																	
** This indicator reflects surveillance and laboratory activities																										

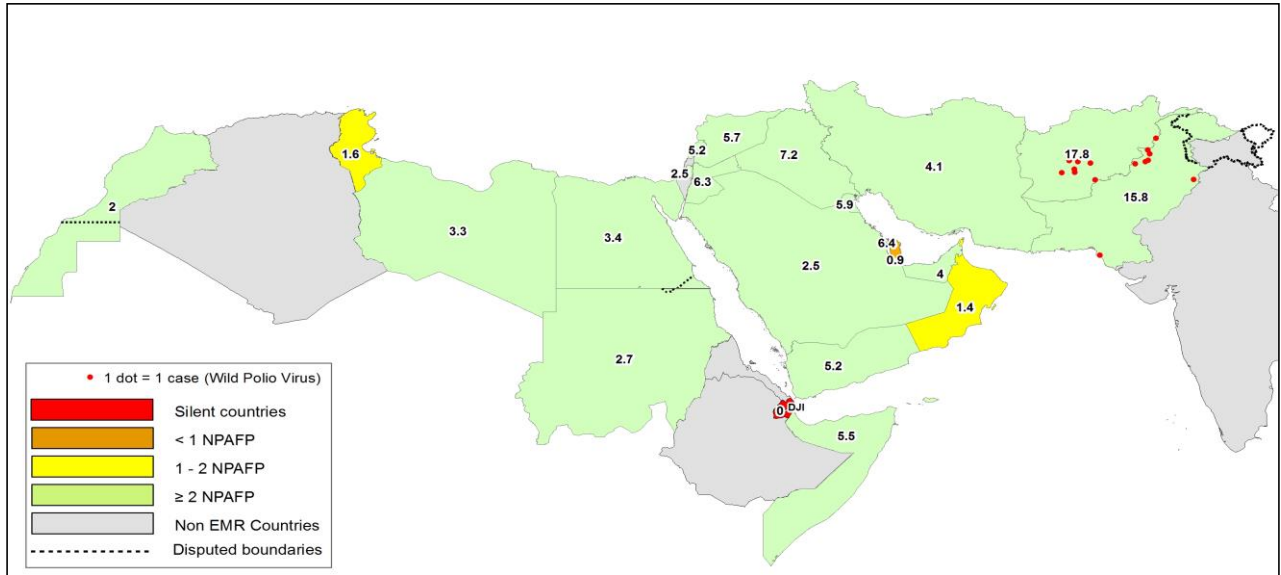
Table 6: Environmental isolate by year and type

Country	Status	2015	2016	2017	2018	2019
AFG	NEGATIVE	129	183	274	253	45
	PENDING					4
	WILD	20	2	42	83	21
<b>AFG Total</b>		<b>149</b>	<b>185</b>	<b>316</b>	<b>336</b>	<b>70</b>
EGY	NEGATIVE	495	528	522	539	152
	PENDING					1
	VDPV2	3	1			22
<b>EGY Total</b>		<b>498</b>	<b>529</b>	<b>522</b>	<b>540</b>	<b>174</b>
IRN	NEGATIVE			6	54	14
<b>IRN Total</b>				<b>6</b>	<b>54</b>	<b>14</b>
JOR	NEGATIVE		2	32	36	8
	PENDING					4
<b>JOR Total</b>			<b>2</b>	<b>32</b>	<b>36</b>	<b>12</b>
LEB	NEGATIVE		4	27	45	9
	PENDING					3
<b>LEB Total</b>			<b>4</b>	<b>27</b>	<b>45</b>	<b>12</b>
PAK	NEGATIVE	347	462	523	534	102
	PENDING					22
	WILD	79	59	105	139	102
	WILD & VDPV2	5	3	1		
	VDPV2	8	5	4		
<b>PAK Total</b>		<b>439</b>	<b>529</b>	<b>633</b>	<b>673</b>	<b>226</b>
SOM	NEGATIVE			34	181	15
	PENDING					4
	VDPV2				2	20
	VDPV3					12
<b>SOM Total</b>				<b>36</b>	<b>213</b>	<b>20</b>
SYR	NEGATIVE			4	102	42
	PENDING					9
<b>SYR Total</b>				<b>4</b>	<b>102</b>	<b>51</b>
<b>Grand Total</b>		<b>1086</b>	<b>1249</b>	<b>1576</b>	<b>1999</b>	<b>579</b>

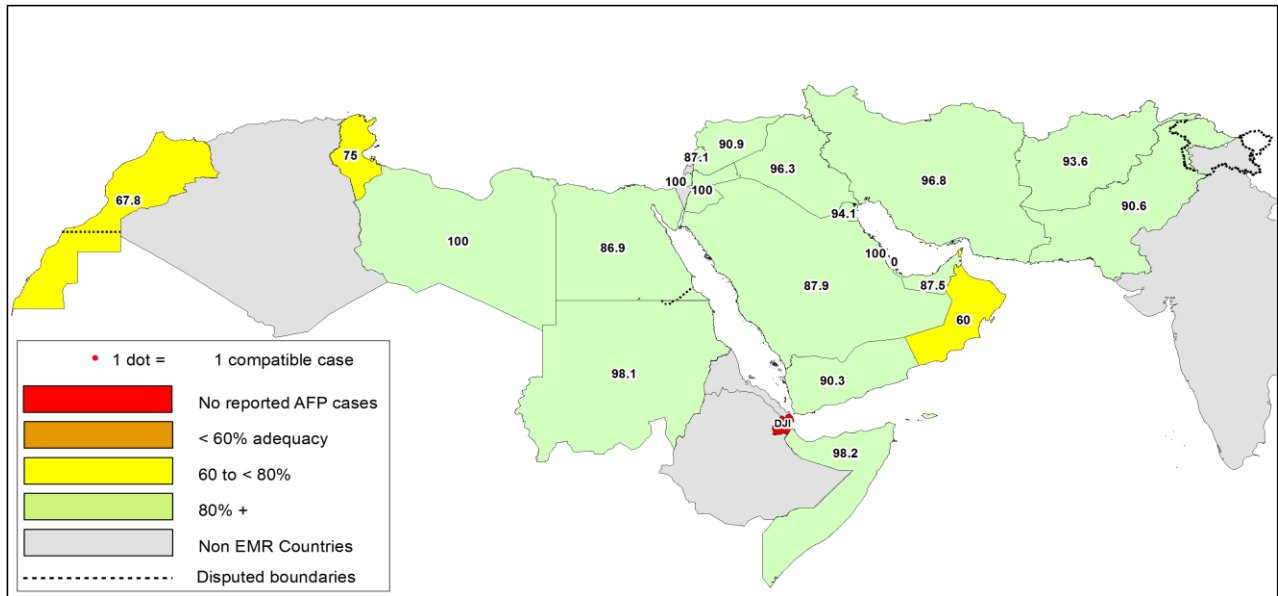
Table 7: Environmental Wild/VDPV isolate by site

Country	COUNTRY	Status	PROVINCE	DISTRICT	Count	First date	Last date	
2018	AFG	WILD	HILMAND	LASHKARGAH	12	8/Jan	26/Dec	
			HIRAT	HERAT	1	25/Jun	25/Jun	
			KABUL	KABUL	3	26/Feb	26/Jun	
			KANDAHAR	KANDAHAR	42	8/Jan	26/Dec	
			KHOST	MATUN	1	25/Sep	25/Sep	
			KUNAR	ASADABAD	2	24/Apr	25/Sep	
			NANGARHAR	BEHSUD	3	28/Jan	25/Oct	
			JALALABAD	JALALABAD	19	27/Jan	26/Dec	
			<b>AFG Total</b>		<b>83</b>	<b>8/Jan</b>	<b>26/Dec</b>	
			PAK	WILD	BALUCHISTAN	LORALAI	2	17/Mar
	PISHIN				1	2/Dec	2/Dec	
	QUETTA				13	13/Feb	20/Dec	
	KABDULAH				8	1/Jan	15/Dec	
	ISLAMABAD	CDA			7	10/Jan	10/Nov	
	PUNJAB	LAHORE			12	11/Jun	18/Dec	
	RAWALPINDI				15	10/Jan	14/Dec	
	DGKHAN				2	12/Feb	12/Sep	
	SINDH	HYDERABAD			1	9/Feb	9/Feb	
	JACOBABAD				3	12/Feb	12/Sep	
	KAMBAR				3	7/Apr	9/Jul	
	KHIBALDIA				2	1/Aug	4/Sep	
	KHIGADAP				15	15/Feb	11/Dec	
	KHIGIOBAL				1	13/Sep	13/Sep	
	KHIKORANGI				1	14/Dec	14/Dec	
	KHILANDHI				3	10/Jan	30/Jul	
KHISITE		2			1/Jan	3/Sep		
SUKKUR		2			8/Feb	9/Nov		
KHILIAQAT		2			7/Mar	7/Nov		
KHISADDAR		1			10/Sep	10/Sep		
FATA	BAJOUR	5	19/May	25/Oct				
WAZIR-S		2	26/Nov	27/Dec				
KHYBER PAKHTOONKHW	BANNU	4	31/Mar	27/Dec				
KOHAT		5	5/Jan	27/Sep				
MARDAN		2	15/Oct	15/Nov				
NOWSHERA		2	18/Sep	18/Oct				
PESHAWAR		23	10/Jan	26/Dec				
<b>PAK Total</b>		<b>139</b>	<b>1/Jan</b>	<b>27/Dec</b>				
SOM	VDPV2	BANADIR	HAMAR WEYN	11	4/Jan	20/Sep		
		HODAN		2	22/Feb	4/Oct		
		WABERI		7	1/Mar	11/Oct		
VDPV3	BANADIR	HAMAR WEYN	6	11/Feb	5/Apr			
	HODAN		1	1/Feb	1/Feb			
	WABERI		5	8/Mar	23/Aug			
<b>SOM Total</b>		<b>32</b>	<b>4/Jan</b>	<b>11/Oct</b>				
<b>2018 Total</b>				<b>254</b>	<b>1/Jan</b>	<b>27/Dec</b>		
2019	AFG	WILD	HILMAND	LASHKARGAH	2	23/Feb	20/Mar	
				NAHR-E-SARAJ	3	6/Jan	26/Jan	
			KANDAHAR		11	6/Jan	23/Mar	
			NANGARHAR	JALALABAD	5	26/Jan	23/Mar	
	<b>AFG Total</b>		<b>21</b>	<b>6/Jan</b>	<b>23/Mar</b>			
	PAK	WILD	BALUCHISTAN	KHUZDAR	1	20/Mar	20/Mar	
			LORALAI		1	17/Mar	17/Mar	
			PISHIN		1	2/Feb	2/Feb	
			QUETTA		10	1/Jan	1/Apr	
			KABDULAH		7	1/Jan	1/Apr	
			PUNJAB	FAISALABAD	2	3/Jan	6/Feb	
			LAHORE		17	5/Jan	12/Apr	
			MULTAN		1	18/Feb	18/Feb	
			SINDH	RAWALPINDI	5	10/Jan	11/Apr	
			HYDERABAD		4	24/Jan	8/Apr	
			JACOBABAD		2	24/Jan	12/Feb	
			KAMBAR		1	7/Mar	7/Mar	
			KHIBALDIA		3	2/Jan	1/Apr	
			KHIGADAP		8	8/Jan	10/Apr	
			KHIGIOBAL		2	11/Apr	15/Apr	
KHIKORANGI				2	18/Feb	15/Mar		
KHILANDHI		2	19/Feb	18/Mar				
KHISITE		4	3/Jan	2/Apr				
SUKKUR		4	23/Jan	5/Apr				
KHILIAQAT		3	7/Feb	3/Apr				
KHISADDAR		4	7/Jan	5/Apr				
FATA	WAZIR-S	3	22/Jan	21/Mar				
KURRAM		1	15/Jan	15/Jan				
KHYBER PAKHTOONKHW	BANNU	3	28/Jan	28/Mar				
DIKHAN		3	8/Jan	9/Apr				
KOHAT		1	27/Feb	27/Feb				
MARDAN		1	16/Mar	16/Mar				
PESHAWAR		6	11/Jan	18/Mar				
<b>PAK Total</b>		<b>102</b>	<b>1/Jan</b>	<b>15/Apr</b>				
SOM	VDPV2	BANADIR	HODAN	1	3/Feb	3/Feb		
<b>SOM Total</b>		<b>1</b>	<b>3/Feb</b>	<b>3/Feb</b>				
<b>2019 Total</b>				<b>124</b>	<b>1/Jan</b>	<b>15/Apr</b>		

**Figure 1: Non Polio AFP Rate and Wild Virus in EMR 01/01/2019 - 28/04/2019**



**Figure 2: Percent of AFP cases with Adequate Samples & Compatible Cases in EMR 01/01/2019 - 28/04/2019**



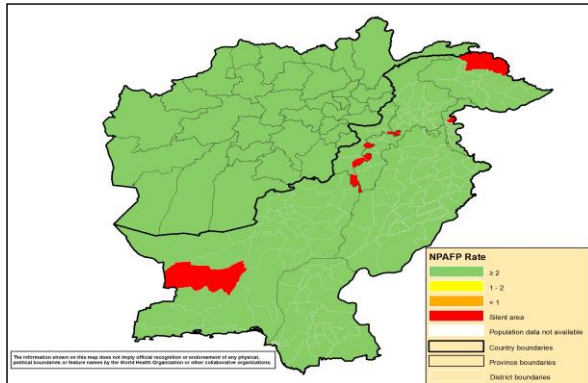
**Table 8: Wild polio cases by country and date of onset of paralysis in EMR, 2018 - 2019**

Year	COUNTRY	Count	First Case	Last Case
2019	AFG	7	4-Jan-19	3-Apr-19
	PAK	8	15-Jan-19	4-Apr-19
<b>2019 Total</b>		<b>15</b>	<b>4-Jan-19</b>	<b>4-Apr-19</b>
2018	AFG	21	1-Jan-18	6-Nov-18
	PAK	12	8-Mar-18	31-Dec-18
<b>2018 Total</b>		<b>33</b>	<b>1-Jan-18</b>	<b>31-Dec-18</b>

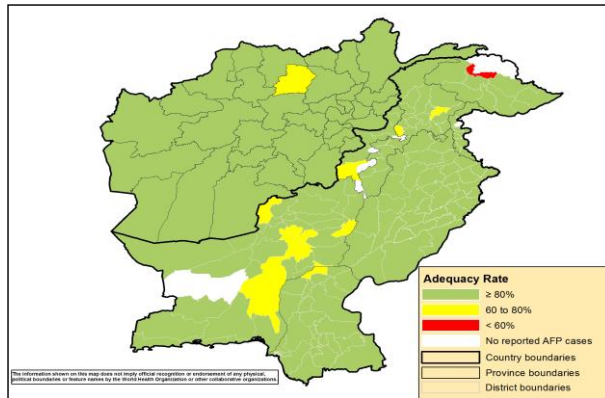
Last reported wild Polio P3 from Pakistan with date of onset 18/04/2012



**Figure 3: Non Polio AFP rate by Province in Afghanistan & by District in Pakistan 01/01/2019 - 28/04/2019**

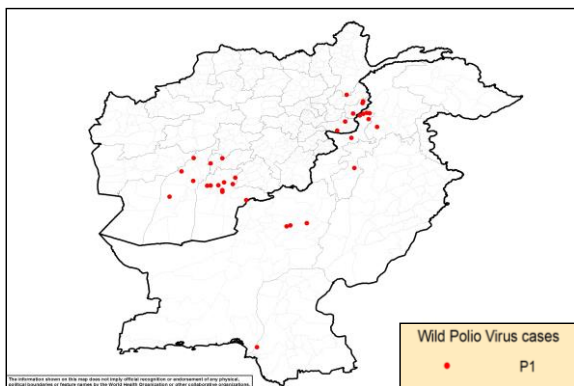


**Figure 4: Percent of AFP cases with Adequate Samples in Afghanistan by Province & Pakistan by District 01/01/2019 - 28/04/2019**

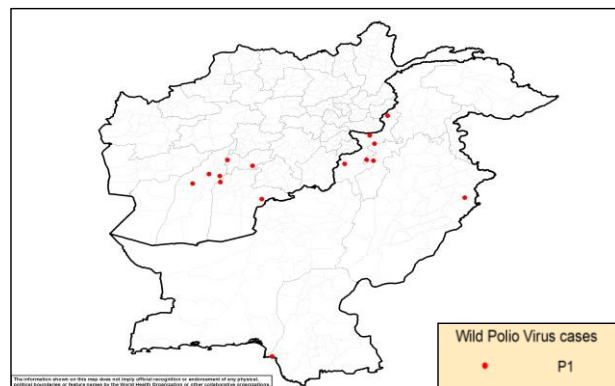


**Figure 5: Wild Virus Cases by Type & District in Afghanistan & Pakistan**

**5(a) 01/01/2018 - 31/12/2018**



**5(b) 01/01/2019 - 28/04/2019**



## World Health Organization – Regional Office for Eastern Mediterranean

## AFP SURVEILLANCE

Week 17, ending 28 April 2019

30-Apr-19

Number 1073

ONSETYR	PROVINCE	DISTRICT	Count	First case	Last case
2019	HILMAND	NAWZAD	1	3-Apr-19	3-Apr-19
		WASHER	1	23-Mar-19	23-Mar-19
		SANGIN	1	6-Mar-19	6-Mar-19
	URUZGAN	CHORA	1	20-Mar-19	20-Mar-19
		SHAHID-E-HASSAS	1	25-Feb-19	25-Feb-19
	KANDAHAR	GHORAK	1	12-Jan-19	12-Jan-19
SPINBOLDAK		1	4-Jan-19	4-Jan-19	
<b>2019 Total</b>			<b>7</b>	<b>4-Jan-19</b>	<b>3-Apr-19</b>
2018	HILMAND	NAWZAD	3	1-Sep-18	6-Nov-18
		NAD-E-ALI	1	1-Jun-18	1-Jun-18
	URUZGAN	SHAHID-E-HASSAS	2	8-Jul-18	9-Oct-18
	NURISTAN	PORUNS	1	26-Sep-18	26-Sep-18
	KANDAHAR	MAYWAND	1	24-Sep-18	24-Sep-18
		KANDAHAR	2	11-Aug-18	27-Aug-18
		ARGHANDAB (K)	1	17-Jul-18	17-Jul-18
		SHAHWALIKOT	3	5-Jan-18	27-Apr-18
		KHAKREZ	1	25-Feb-18	25-Feb-18
		SPINBOLDAK	1	6-Jan-18	6-Jan-18
	NANGARHAR	PACHIERAGAM	1	17-Jul-18	17-Jul-18
		KAMA	1	1-Jan-18	1-Jan-18
	KUNAR	CHAWKAY	1	22-Jun-18	22-Jun-18
GHAZIABAD		2	14-Feb-18	3-Mar-18	
<b>2018 Total</b>			<b>21</b>	<b>1-Jan-18</b>	<b>6-Nov-18</b>

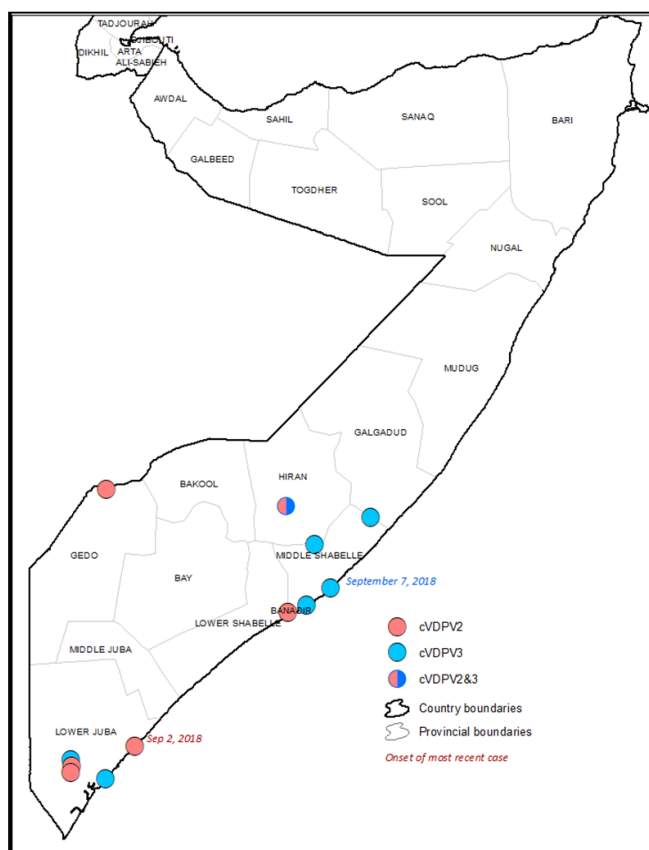
ONSETYR	PROVINCE	DISTRICT	Count	First case	Last case
2019	FATA	WAZIR-N	1	4-Apr-19	4-Apr-19
		KHYBER	1	14-Feb-19	14-Feb-19
		BAJOUR	1	18-Jan-19	18-Jan-19
	KHYBER PAKHTOON	BANNU	2	15-Jan-19	2-Apr-19
		HANGU	1	20-Jan-19	20-Jan-19
	SINDH	KHILAYARI	1	25-Feb-19	25-Feb-19
PUNJAB	LAHORE	1	20-Jan-19	20-Jan-19	
<b>2019 Total</b>			<b>8</b>	<b>15-Jan-19</b>	<b>4-Apr-19</b>
2018	FATA	BAJOUR	5	1-Sep-18	31-Dec-18
		KHYBER	1	25-Sep-18	25-Sep-18
	KHYBER PAKHTOON	LAKKIMRWT	1	16-Dec-18	16-Dec-18
		CHARSADA	1	1-Aug-18	1-Aug-18
	SINDH	KHIGADAP	1	22-Sep-18	22-Sep-18
	BALUCHISTAN	DUKKI	3	8-Mar-18	18-May-18
<b>2018 Total</b>			<b>12</b>	<b>8-Mar-18</b>	<b>31-Dec-18</b>

**Table 11: Circulating VDPV cases and date of onset of paralysis in EMR countries by districts 2018-2019**

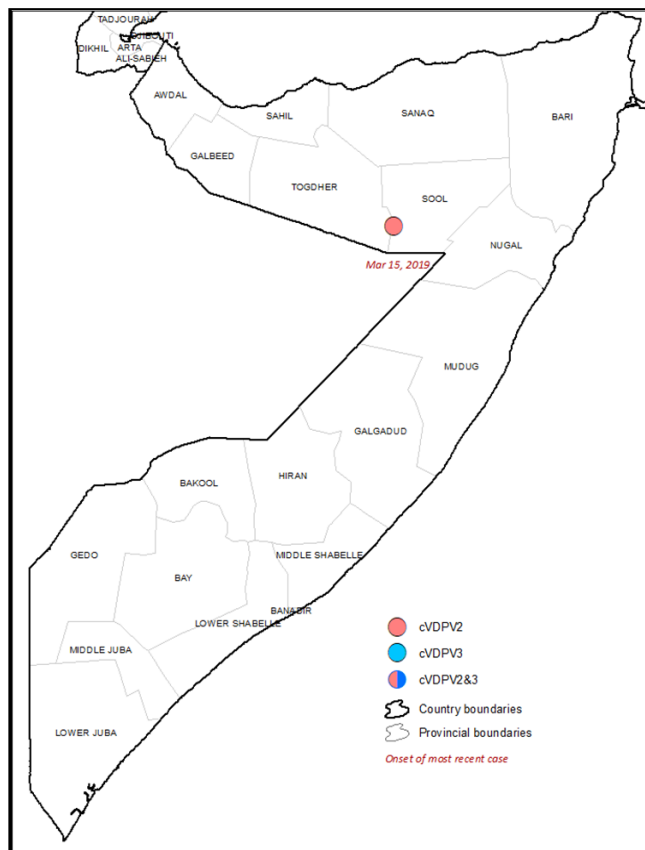
		Province	District	cVDPV2		cVDPV3		
SOM	2019	SOOL	Las Anod	1	15-Mar-19	15-Mar-19		
		<b>Total 2019</b>		<b>1</b>	<b>15-Mar-19</b>	<b>15-Mar-19</b>		
	2018	LOWER JUBA	Jamaame West	1	02-Sep-18	02-Sep-18		
			KISMAYO	2	29-Jul-18	30-Jul-18	2	24-Jul-18 27-Jul-18
		MIDDLE SHABELLE	RUNINGOD				1	07-Sep-18 07-Sep-18
			MAHADAY				1	29-Jun-18 29-Jun-18
			WARSHEIKH				2	16-May-18 23-May-18
		BANADIR	DANYILE	1	10-Jul-18	10-Jul-18		
		HIRAN	BULO BURTI	1	11-May-18	11-May-18	1	11-May-18 11-May-18
	GEDO	DOLO	1	26-May-18	26-May-18			
<b>Total 2018</b>				<b>6</b>	<b>11-May-18</b>	<b>2-Sep-18</b>	<b>7</b>	<b>11-May-18 7-Sep-18</b>

**Figure 6: Somalia cVDPV cases by type and district**

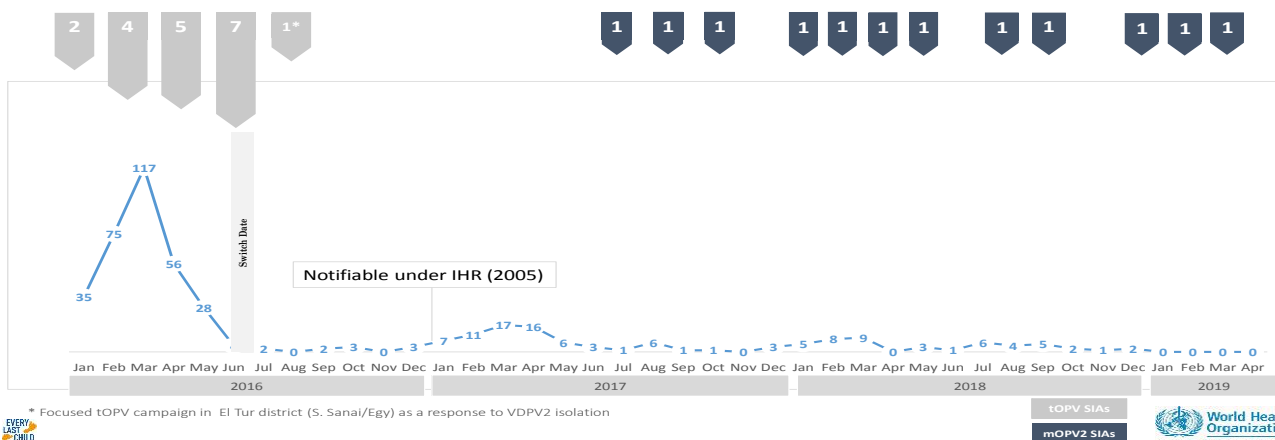
**6(a) 01/01/2018 - 31/12/2018**



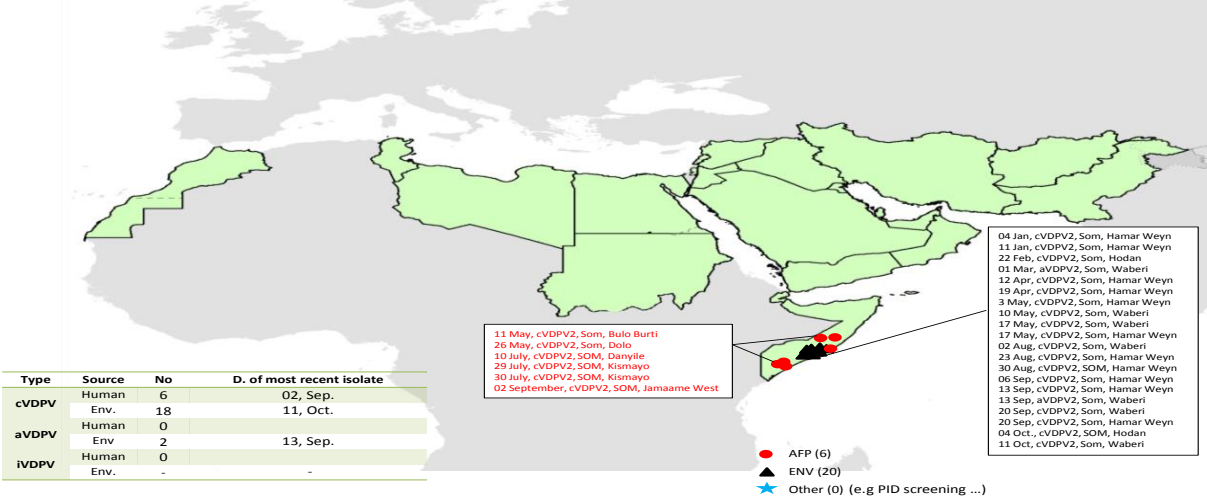
**6(b) 01/01/2019 - 28/04/2019**



### Sabin Like Type-2 Poliovirus Isolates (H & E) EMR, 2016-19



### VDPV2 isolates, EMR countries, 2018



### VDPV2 isolates, EMR countries, 2019

