

## **Highlights of Polio Fax Bulletin No. 1066 for Week 10 2019**

### **I. Poliovirus Transmission**

1. Endemic countries (PAKISTAN & AFGHANISTAN):
  - a. Human samples: No new wild poliovirus (WPV) cases reported this week. Total WPV1 cases in 2019 to date remains to be 6 (2 from Afghanistan and 4 from Pakistan).
    - i. Afghanistan: In 2019 to date two cases are reported, both from Kandahar province. The most recent reported case has date of onset of paralysis on 12 January 2019.
    - ii. Pakistan: In 2019 to date, four cases are reported, two from Khyber Pakhtunkhwa (KP), one from KP Tribal District (KPTD) and one from Punjab. The most recent reported case has date of onset of paralysis on 20 January 2019.
  - b. Environmental samples: Nine new positive environmental samples for WPV1 were reported this week from Pakistan.
    - i. Afghanistan: In 2019 to date, there are 10 positive environmental samples with most recent positive sample collected on 26 January 2019.
    - ii. Pakistan: Nine new positive environmental samples reported this week include three from Balochistan province, (two from Quetta and one from Kila Abdullah districts); three from Punjab province, (two from Lahore and one from Rawalpindi districts); two from Sindh province, (two from Karachi Towns namely Saddar and Landhi); and one from KP province, (from Peshawar district). In 2019 to date, there are 42 positive environmental samples with most recent positive sample collected on 19 February 2019.

### **II. Outbreak response countries**

1. SOMALIA:
  - No new circulating vaccine derived poliovirus (cVDPV) type-2 or type-3 isolates from human or environmental samples this week.
  - a. In 2018 to date, Somalia has reported a total of 12 cases due to cVDPVs, which include 5 due to cVDPV2, 6 due to cVDPV3 and 1 due to co-infection of cVDPV2 and cVDPV3.
  - b. cVDPV2:
    - i. The date of onset of the most recent cVDPV2 case is 2 September 2018.
    - ii. In 2018 so far, cVDPV2 has been isolated from 19 sewage samples in Mogadishu and date of specimen collection of recent most positive sample is 11 October 2018.

- c. cVDPV3:
  - i. The date of onset of the most recent cVDPV3 case is 7 September, 2018.
  - ii. In 2018 so far, cVDPV3 isolated from 11 sewage samples in Mogadishu and date of specimen collection of recent most positive sample is 23 August 2018.
- d. Co-infection cVDPV2 and cVDPV3:
  - i. The date of onset of the most recent coinfection is 11 May 2018.
  - ii. In 2018 so far, cVDPV2 and cVDPV3 coinfection is isolated from 1 sewage samples in Mogadishu and date of specimen collection of recent most positive sample is 19 April, 2018.

### III. Surveillance performance indicators

1. In 2018 to date, 20 of 22 member states are meeting the global target of both key surveillance indicators, namely non polio AFP rate of 2 per 100,000 children aged below 15 years and percent AFP cases with adequate specimen 80% and above.
  - a. Djibouti is missing both indicators. Djibouti, did not report any AFP case since April 2017.
  - b. Morocco has a percentage of AFP cases with adequate stool specimens of 77.8%
2. Yemen has 72 AFP cases which are not yet finally classified in 2017.

## World Health Organization – Regional Office for Eastern Mediterranean

## AFP SURVEILLANCE

11-Mar-19

Week 10, ending 10 March 2019

Number 1066

Table 1: Acute Flaccid Paralysis (AFP) cases by week of onset

Country	Reported AFP cases by week of onset - Week (10/19) / Ending on : 10/03/2019														
	Total AFP 2017	Total AFP 2018	Total AFP to date, 2019	W51 23 Dec 18	W52 30 Dec 18	W01 06 Jan 19	W02 13 Jan 19	W03 20 Jan 19	W04 27 Jan 19	W05 03 Feb 19	W06 10 Feb 19	W07 17 Feb 19	W08 24 Feb 19	W09 03 Mar 19	W10 10 Mar 19
Afghanistan	3094	3377	668	47	52	77	79	81	81	68	84	69	72	52	7
Bahrain	18	35	3	1	0	0	1	0	1	0	0	0	1	0	0
Djibouti	4	0	0												
Egypt	1242	1246	217	23	13	28	27	30	25	22	24	20	20	22	
Iran	820	896	163	21	19	18	20	20	31	23	27	13	11	0	0
Iraq	699	1023	230	20	21	18	31	48	26	16	24	25	32	13	0
Jordan ****	116	115	29	3	1	4	4	1	5	4	2	7	1	1	0
Kuwait	69	72	9	4	0	1	1	1	2	1	0	1	0	1	1
Lebanon ****	75	89	20	0	2	1	3	3	0	2	1	3	4	2	1
Libya	88	122	18	2	2	3	3	2	2	1	3	5	0	0	
Morocco	143	212	26	4	5	5	7	2	3	6	4	1	0	0	
Oman	40	28	2	1	0	0	0	0	1	0	1	0	0	0	
Pakistan	10319	12239	2240	217	250	278	283	353	262	245	255	264	222	102	6
Palestine ****	43	44	8	0	0	0	0	1	1	1	2	1	2	0	0
Qatar	18	10	0	0	1	0	0	0	0	0	0	0	0	0	0
Saudi Arabia	276	241	39	11	2	5	7	4	7	6	4	5	1	1	0
Somalia	345	353	52	7	5	6	5	3	10	7	13	3	3	3	0
Sudan	570	578	94	10	6	10	19	10	10	9	8	10	12	6	0
Syria ****	362	362	85	6	11	5	11	5	8	9	17	13	11	5	2
Tunisia	67	68	7	0	0	3	1	2	1	0	0	1	0	0	
U.A.E	58	40	10	0	0	2	0	2	1	2	0	1	1	0	1
Yemen	713	730	128	14	15	21	7	14	19	17	18	18	12	3	
<b>Total EMR</b>	<b>19179</b>	<b>21880</b>	<b>4048</b>	<b>391</b>	<b>405</b>	<b>485</b>	<b>509</b>	<b>582</b>	<b>496</b>	<b>439</b>	<b>487</b>	<b>460</b>	<b>405</b>	<b>211</b>	<b>18</b>

No data = No report received

Table 2: Confirmed polio cases by month of onset

Country	Total year 2017	Total year 2018	10/03		Confirmed polio cases by month of onset											
			2018	2019	April 2018	May 2018	June 2018	July 2018	August 2018	September 2018	October 2018	November 2018	December 2018	January 2019	February 2019	March 2019
Afghanistan	14	21	7	2	1	0	2	3	2	3	2	1	0	2		
Bahrain	0	0	0	0	0	0	0	0	0	0	0	0	0			
Djibouti	0	0	0	0	0	0	0	0	0	0	0	0				
Egypt	0	0	0	0	0	0	0	0	0	0	0	0				
Iran	0	0	0	0	0	0	0	0	0	0	0	0				
Iraq	0	0	0	0	0	0	0	0	0	0	0	0		0		
Jordan ****	0	0	0	0	0	0	0	0	0	0	0	0		0	0	
Kuwait	0	0	0	0	0	0	0	0	0	0	0	0				
Lebanon ****	0	0	0	0	0	0	0	0	0	0	0	0		0		
Libya	0	0	0	0	0	0	0	0	0	0	0	0		0		
Morocco	0	0	0	0	0	0	0	0	0	0	0	0		0		
Oman	0	0	0	0	0	0	0	0	0	0	0	0		0		
Pakistan	8	12	1	4	1	1	0	0	1	3	1	0	4	4		
Palestine ****	0	0	0	0	0	0	0	0	0	0	0	0				
Qatar	0	0	0	0	0	0	0	0	0	0	0	0		0		
Saudi Arabia	0	0	0	0	0	0	0	0	0	0	0	0				
Somalia	0	0	0	0	0	0	0	0	0	0	0	0		0		
Sudan	0	0	0	0	0	0	0	0	0	0	0	0		0		
Syria ****	0	0	0	0	0	0	0	0	0	0	0	0		0		
Tunisia	0	0	0	0	0	0	0	0	0	0	0	0		0		
U.A.E	0	0	0	0	0	0	0	0	0	0	0	0				
Yemen	0	0	0	0												
<b>Total EMR</b>	<b>22</b>	<b>33</b>	<b>8</b>	<b>6</b>	<b>2</b>	<b>1</b>	<b>2</b>	<b>3</b>	<b>3</b>	<b>6</b>	<b>3</b>	<b>1</b>	<b>4</b>	<b>6</b>	<b>0</b>	<b>0</b>

\*\*\*\* UNRWA cases are included with those of country of residence

## AFP SURVEILLANCE

11-Mar-19

Week 10, ending 10 March 2019

Number 1066

Table 3: Investigation of AFP cases with paralysis onset in 2018 &amp; 2019 up to Week (10/19) / Ending on : 10/03/2019

COUNTRY	2018											2019											Latest line List Date		
	AFP									Specimen	Wild cases ****		AFP									Specimen		Wild cases ****	
	Total AFP cases onset 2018	Case classification					Non polio AFP rate **	AFP cases pending classification > 90 days from onset of paralysis	AFP cases pending classification and lab > 90 days from onset of paralysis		% with *** adequate specimens	Wild P1 Poliovirus	Wild P3 Poliovirus	Total AFP cases onset 2019	Case classification					Annualized Non polio AFP rate **	AFP cases pending classification > 90 days from onset of paralysis			AFP cases pending classification and lab > 90 days from onset of paralysis	% with *** adequate specimens
		Total Confirmed Polio Cases *	Polio Compatible	Pending Classification	Discarded (non polio AFP)	VDPV				Total Confirmed Polio Cases *					Polio Compatible	Pending Classification	Discarded (non polio AFP)	VDPV							
Afghanistan	3377	21	0	30	3326	0	16.6	17	3	93.7	21	0	668	2	0	235	431	0	17.4	0	0	94.8	2	0	10-03-2019
Bahrain	35	0	0	6	29	0	12.1	4	0	97.1	0	0	3	0	0	3	0	0	5.5	0	0	100.0	0	0	10-03-2019
Djibouti	0	0	0	0	0	0	0.0	0	0		0	0	0	0	0	0	0	0	0.0	0	0		0	0	09-12-2018
Egypt	1246	0	0	2	1243	1	3.2	2	0	93.2	0	0	217	0	0	80	137	0	3.0	0	0	75.6	0	0	07-03-2019
Iran	896	0	0	0	894	2	4.6	0	0	97.0	0	0	163	0	0	10	153	0	4.5	0	0	95.1	0	0	10-03-2019
Iraq	1023	0	0	0	1023	0	6.7	0	0	89.9	0	0	230	0	0	55	175	0	8.0	0	0	98.3	0	0	10-03-2019
Jordan	115	0	0	0	115	0	4.1	0	0	100.0	0	0	29	0	0	5	24	0	5.5	0	0	100.0	0	0	10-03-2019
Kuwait	72	0	0	0	72	0	8.1	0	0	90.3	0	0	9	0	0	7	2	0	5.4	0	0	88.9	0	0	10-03-2019
Lebanon	89	0	0	1	88	0	4.8	1	0	96.6	0	0	20	0	0	14	6	0	5.7	0	0	85.0	0	0	08-03-2019
Libya	122	0	0	0	122	0	4.9	0	0	96.7	0	0	18	0	0	8	10	0	3.8	0	0	100.0	0	0	09-03-2019
Morocco	212	0	0	6	206	0	2.4	6	0	77.8	0	0	26	0	0	21	5	0	1.5	0	0	57.7	0	0	08-03-2019
Oman	28	0	0	0	28	0	3.2	0	0	92.9	0	0	2	0	0	1	1	0	1.2	0	0	100.0	0	0	03-03-2019
Pakistan	12239	12	1	161	12065	0	15.7	90	0	87.3	12	0	2240	4	0	554	1682	0	15.1	0	0	92.8	4	0	10-03-2019
Palestine	44	0	0	0	44	0	2.3	0	0	90.9	0	0	8	0	0	8	0	0	2.2	0	0	100.0	0	0	10-03-2019
Qatar	10	0	0	1	9	0	2.8	0	0	100.0	0	0	0	0	0	0	0	0	0.0	0	0		0	0	10-03-2019
Saudi Arabia	241	0	0	4	237	0	3.0	1	0	95.9	0	0	39	0	0	38	1	0	2.6	0	0	87.2	0	0	10-03-2019
Somalia	353	0	0	0	341	12	5.5	0	0	97.7	0	0	52	0	0	14	38	0	4.3	0	0	98.1	0	0	10-03-2019
Sudan	578	0	0	0	578	0	3.2	0	0	97.2	0	0	94	0	0	24	70	0	2.8	0	0	97.9	0	0	10-03-2019
Syria	362	0	0	0	362	0	4.7	0	0	87.3	0	0	85	0	0	39	46	0	5.8	0	0	90.6	0	0	10-03-2019
Tunisia	68	0	0	0	68	0	2.6	0	0	80.9	0	0	7	0	0	1	6	0	1.2	0	0	85.7	0	0	08-03-2019
U.A.E	40	0	0	2	38	0	3.2	1	0	97.5	0	0	10	0	0	6	4	0	4.2	0	0	90.0	0	0	10-03-2019
Yemen	730	0	0	588	142	0	5.2	547	497	91.6	0	0	128	0	0	126	2	0	4.8	0	0	92.2	0	0	09-03-2019
EMR	21880	33	1	801	21030	15	8.7	669	500	89.9	33	0	4048	6	0	1249	2793	0	8.5	0	0	92.5	6	0	
2017	19179	22	3	72	19006	76	7.7	72	58	88.9	22	0													

\* Confirmed polio cases refer to wild isolation from AFP cases or from contacts of negative index AFP cases

\*\* Non-polio AFP per 100,000 children &lt;15 years

\*\*\* Adequate here refers to two stool specimens collected at least 24 hours apart, within 14 days of paralysis onset and specimens received in the lab in Good Condition

\*\*\*\* AFP cases co infected with P1 and P3 are counted separately as wild isolates

World Health Organization – Regional Office for Eastern Mediterranean  
AFP SURVEILLANCE  
Week 10, ending 10 March 2019

11-Mar-19  
Number 1066

Table 4 (a): Lab results of contacts' samples in EMR, 2018 - 2019

COUNTRY	2018						2019					
	# OF CONTACTS	LAB RESULTS					# OF CONTACTS	LAB RESULTS				
		WILD	VDPV	SL	NPEV	PENDING		WILD	VDPV	SL	NPEV	PENDING
AFG	1009	4	0	52	217	0	215	0	0	5	19	44
BAH	2	0	0	0	0	0	0	0	0	0	0	0
DJI	0	0	0	0	0	0	0	0	0	0	0	0
EGY	495	0	0	11	58	17	63	0	0	0	2	0
IRN	145	0	0	3	6	0	5	0	0	0	0	0
IRQ	811	0	0	22	93	9	99	0	0	3	3	21
JOR	0	0	0	0	0	0	0	0	0	0	0	0
KUW	0	0	0	0	0	0	0	0	0	0	0	0
LEB	218	0	0	3	16	20	7	0	0	0	0	4
LIB	1	0	0	0	0	0	0	0	0	0	0	0
MOR	157	0	0	0	9	9	9	0	0	0	0	9
OMA	70	0	0	2	16	0	5	0	0	0	2	0
PAK	4209	3	0	207	882	0	976	0	0	60	53	202
PAL	0	0	0	0	0	0	0	0	0	0	0	0
QAT	0	0	0	0	0	0	0	0	0	0	0	0
SAA	5	0	0	0	0	5	0	0	0	0	0	0
SOM	1050	0	10	49	133	5	161	0	0	0	10	42
SUD	350	0	0	3	24	88	58	0	0	0	2	32
SYR	670	0	0	8	17	0	157	0	0	0	3	45
TUN	1	0	0	0	0	0	4	0	0	0	0	0
UAE	0	0	0	0	0	0	0	0	0	0	0	0
YEM	1557	0	0	0	0	1557	152	0	0	0	0	153
<b>EMR</b>	<b>10750</b>	<b>7</b>	<b>10</b>	<b>360</b>	<b>1471</b>	<b>1710</b>	<b>1911</b>	<b>0</b>	<b>0</b>	<b>68</b>	<b>94</b>	<b>552</b>

Table 4 (B): Most recent wild contacts in EMRO, 2018 - 2019

Year	Country	Data	
		Count of wild contacts	Date of Most Recent stool collection
2018	Afghanistan	4	07-08-18
	Pakistan	3	12-10-18
<b>2018 Total</b>		<b>7</b>	<b>12-10-18</b>

Table 4 (C): Number and distribution by district of -ve index AFP cases identified as wild positive by contact in EMR, 2018-2019

YEAR	COUNTRY	PROVINCE	DISTRICT	COUNT	First case	Last case
2018	AFG	NANGARHAR	PACHIERAGAM	1	17-07-18	17-07-18
		URUZGAN	SHAHID-E-HASSA	1	08-07-18	08-07-18
	PAK	FATA	BAJOUR	1	01-09-18	01-09-18
		BALUCHISTAN	DUKKI	1	15-04-18	15-04-18
<b>2018 Total</b>				<b>4</b>	<b>15-04-18</b>	<b>01-09-18</b>

World Health Organization – Regional Office for Eastern Mediterranean  
AFP SURVEILLANCE

Week 10, ending 10 March 2019

11-Mar-19  
Number 1066

**Table 5: Laboratory investigation of AFP cases with paralysis onset in 2019 up to Week (10/2019) / Ending on : (10/03/2019)**

Country	Polio laboratories  (ITD / Nucleotide Sequencing (Nucleotide Sequencing performed by EGY, PAK, TUN, CDC and RIVM laboratories))	AFP cases with specimens	Preliminary virus isolation results of AFP cases						Poliovirus intratypic differentiation results #										Indicators				Latest report Date			
			Referred for ITD		NPEV only	Negative	Pending		Type 1			Type 2			Type 3			Discordant pending sequence	NPEV by PCR	Non-EV	Pending ITD	% specimens positive for NPEV*		% AFP cases with culture results within 14 days	% AFP cases with ITD results within 7 days	% AFP cases with ITD results within 45 days of onset**
			L20B+	L20B+/NPEV			received < / = 14 days	received > 14 days ago	Wild	Sabin	VDPV	Wild	Sabin	VDPV	Wild	Sabin	VDPV									
Afghanistan	RRL Pakistan	623	27		51	421	124		2	19						13				1	9%	100%	100%	100%	09/03/2019	
Bahrain	NPL Oman / CDC																								10/03/2019	
Djibouti	NPL Kenya / CDC																								09/12/2018	
Egypt***	RRL Egypt	181	2		9	129	15	26								2					6%	96%	100%	100%	07/03/2019	
Iran	NPL Iran / CDC	181	2		2	152	23	2								2					1%	100%	100%	100%	09/03/2019	
Iraq	RRL Egypt	231	2		22	159	47	1													11%	100%			07/03/2019	
Jordan	NPL Jordan / RRL EGYPT	28			6	22															21%	100%			07/03/2019	
Kuwait	RRL Kuwait / RIVM	13			1	9	3														18%	100%		100%	10/03/2019	
Lebanon	NPL Jordan / RRL EGYPT	15			1	8	6														12%	100%			07/03/2019	
Libya	RRL Tunisia / RIVM	18			1	9	6	2													5%	100%		100%	01/03/2019	
Morocco	NPL Morocco / RRL Tunisia	27				21	4	2													2%	100%		100%	01/03/2019	
Oman	NPL Oman / CDC	2				2															16%	100%		100%	10/03/2019	
Pakistan	RRL Pakistan	2258	92	7	127	1574	445	12	4	63						67	1	2	1	1	6%	100%	100%	99%	09/03/2019	
Palestine & UNRWA		8				3		5													0%	67%		100%	10/03/2019	
Qatar	NPL Oman / CDC	1				1															0%	100%		100%	10/03/2019	
Saudi Arabia	NPL Saudi Arabia / CDC	42	1			33	7	1								1					0%	91%	100%	100%	10/03/2019	
Somalia	NPL Kenya / CDC	52	2		6	30	5	9		1											16%	13%		100%	10/03/2019	
Sudan	NPL Sudan / RRL Egypt	93	1		14	57	20	3													16%	94%		100%	10/03/2019	
Syria	NPL Syria / RRL Egypt	84	4			54	20	7													1%	100%			07/03/2019	
Tunisia	RRL Tunisia	10			1	7		2													19%	100%		100%	01/03/2019	
U.A.E	NPL Oman / CDC	8			1	3	4														25%	100%		50%	10/03/2019	
Yemen	NPL Kenya / CDC																								09/03/2019	
<b>Total EMR 2019</b>		3875	133	7	242	2694	729	72	6	83						87	1	2	1	2	7%	98%	100%	99%		
<b>Total EMR 2018</b>		20741	902	90	3511	16211	1	22	29	585	3		7	6 #		624	7 #	22	1	3	14%	92%	99%	97%		
* Specimens from all sources including non-AFP cases, excluding environmental samples									# Somalia in 2018 so far has a total of 12 cVDPV cases (5 cVDPV2, 6 cVDPV3 & 1 coinfection cVDPV2/cVDPV3)																	
** This indicator reflects surveillance and laboratory activities																										

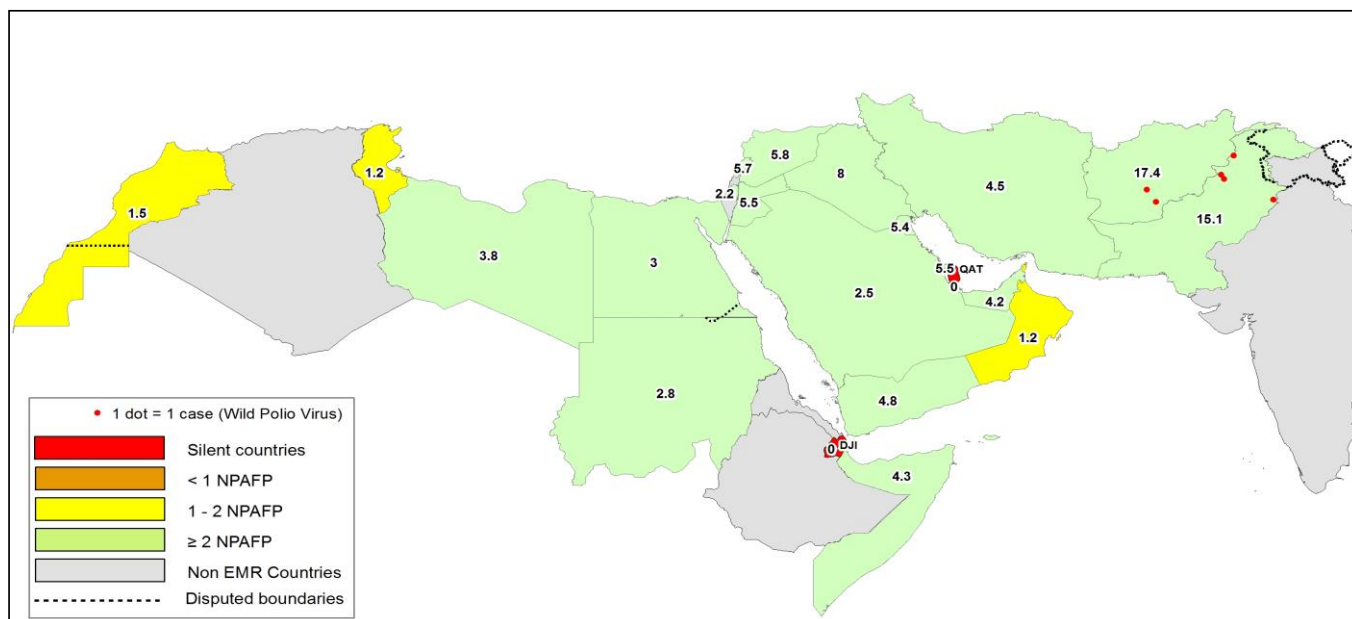
**Table 6: Environmental isolate by year and type**

Country	Status	2015	2016	2017	2018	2019
AFG	NEGATIVE	129	183	274	253	16
	PENDING					22
	WILD	20	2	42	83	10
<b>AFG Total</b>		<b>149</b>	<b>185</b>	<b>316</b>	<b>336</b>	<b>48</b>
EGY	NEGATIVE	495	528	522	539	80
	PENDING				1	21
	VDPV2	3	1			
<b>EGY Total</b>		<b>498</b>	<b>529</b>	<b>522</b>	<b>540</b>	<b>101</b>
IRN	NEGATIVE			6	54	12
	PENDING					2
<b>IRN Total</b>				<b>6</b>	<b>54</b>	<b>14</b>
JOR	NEGATIVE		2	32	19	4
	PENDING					17
<b>JOR Total</b>			<b>2</b>	<b>32</b>	<b>36</b>	<b>6</b>
LEB	NEGATIVE		4	27	11	3
	PENDING					34
<b>LEB Total</b>			<b>4</b>	<b>27</b>	<b>45</b>	<b>8</b>
PAK	NEGATIVE	347	462	523	534	43
	PENDING					33
	WILD	79	59	105	139	42
	WILD & VDPV2	5	3	1		
	VDPV2	8	5	4		
<b>PAK Total</b>		<b>439</b>	<b>529</b>	<b>633</b>	<b>673</b>	<b>118</b>
SOM	NEGATIVE			34	181	11
	PENDING					4
	VDPV2			2	20	1
	VDPV3					12
<b>SOM Total</b>				<b>36</b>	<b>213</b>	<b>16</b>
SYR	NEGATIVE			4	102	14
	PENDING					14
<b>SYR Total</b>				<b>4</b>	<b>102</b>	<b>28</b>
<b>Grand Total</b>		<b>1086</b>	<b>1249</b>	<b>1576</b>	<b>1999</b>	<b>339</b>

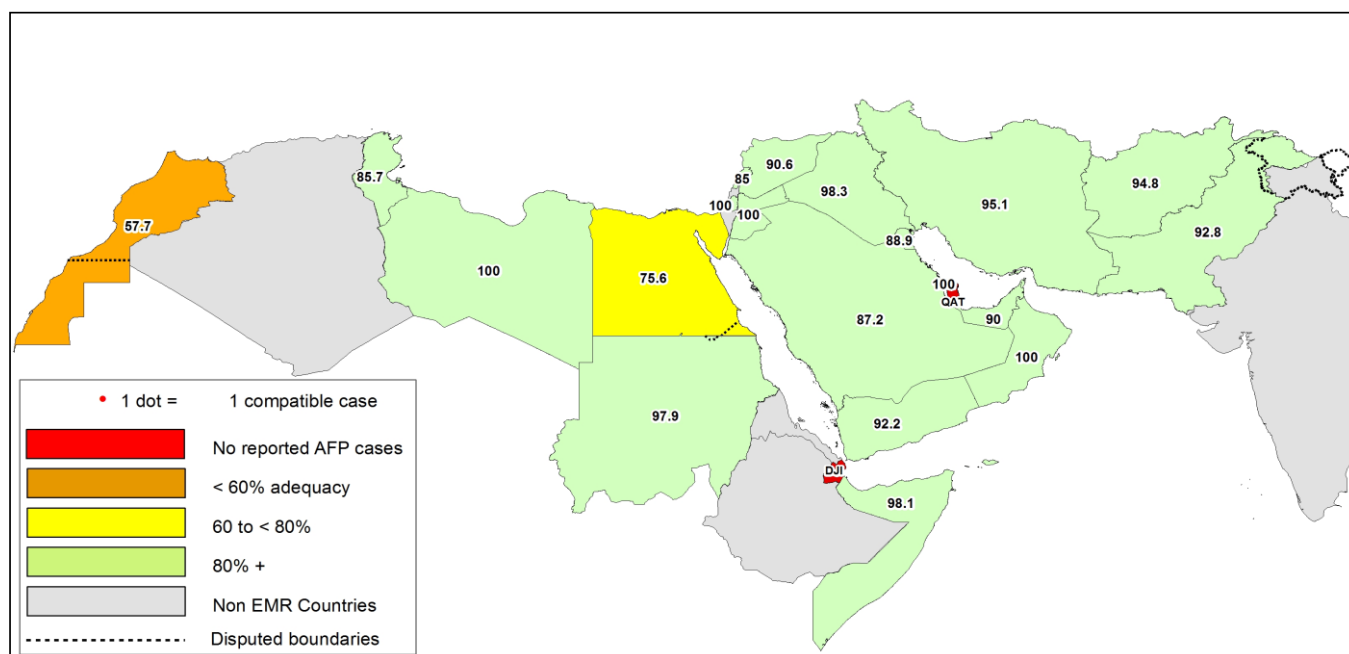
**Table 7: Environmental Wild/VDPV isolate by site**

Country	COUNTRY	Status	PROVINCE	DISTRICT	Count	First date	Last date
2018	AFG	WILD	HILMAND	LASHKARGAH	12	8-Jan	26-Dec
				HIRAT	1	25-Jun	25-Jun
				KABUL	3	26-Feb	26-Jun
				KANDAHAR	42	8-Jan	26-Dec
				KHOST	1	25-Sep	25-Sep
				KUNAR	2	24-Apr	25-Sep
				NANGARHAR	3	28-Jan	25-Oct
				JALALABAD	19	27-Jan	26-Dec
	<b>AFG Total</b>				<b>83</b>	<b>8-Jan</b>	<b>26-Dec</b>
	PAK	WILD	BALOCHISTAN	LORALAI	2	17-Mar	17-Aug
				PISHIN	1	2-Dec	2-Dec
				QUETTA	13	13-Feb	20-Dec
				KABDULAH	8	1-Jan	15-Dec
				ISLAMABAD	7	10-Jan	10-Nov
				PUNJAB	12	11-Jun	18-Dec
				RAWALPINDI	15	10-Jan	14-Dec
				DGKHAN	2	12-Feb	12-Sep
				SINDH	1	9-Feb	9-Feb
				JACOBABAD	3	12-Feb	12-Sep
				KAMBAR	3	7-Apr	9-Jul
				KHIBALDIA	2	1-Aug	4-Sep
				KHIGADAP	15	15-Feb	11-Dec
				KHIKORANGI	1	14-Dec	14-Dec
				KHILANDHI	3	10-Jan	30-Jul
				KHISITE	2	1-Jan	3-Sep
SUKKUR				2	8-Feb	9-Nov	
KHILIAQAT	2	7-Mar	7-Nov				
KHISADDAR	1	10-Sep	10-Sep				
KHIMALIR	1	13-Sep	13-Sep				
FATA	5	19-May	25-Oct				
WAZIR-S	2	26-Nov	27-Dec				
KHYBER PAKHTUNKHWA	4	31-Mar	27-Dec				
KOHAT	5	5-Jan	27-Sep				
MARDAN	2	15-Oct	15-Nov				
NOWSHERA	2	18-Sep	18-Oct				
PESHAWAR	23	10-Jan	26-Dec				
<b>PAK Total</b>				<b>139</b>	<b>1-Jan</b>	<b>27-Dec</b>	
SOM	VDPV2	BANADIR	HAMAR WEYN	11	4-Jan	20-Sep	
			HODAN	2	22-Feb	4-Oct	
	VDPV3		WABERI	7	1-Mar	11-Oct	
	HAMAR WEYN		6	11-Feb	5-Apr		
HODAN	1	1-Feb	1-Feb				
WABERI	5	8-Mar	23-Aug				
<b>SOM Total</b>				<b>32</b>	<b>4-Jan</b>	<b>11-Oct</b>	
<b>2018 Total</b>				<b>254</b>	<b>1-Jan</b>	<b>27-Dec</b>	
2019	AFG	WILD	HILMAND	NAHR-E-SARAJ	1	6-Jan	6-Jan
				KANDAHAR	8	6-Jan	26-Jan
				NANGARHAR	1	26-Jan	26-Jan
	<b>AFG Total</b>				<b>10</b>	<b>6-Jan</b>	<b>26-Jan</b>
	PAK	WILD	BALOCHISTAN	QUETTA	5	1-Jan	16-Feb
				KARDULAH	4	1-Jan	16-Feb
				FAISALABAD	1	3-Jan	3-Jan
				LAHORE	7	5-Jan	12-Feb
				RAWALPINDI	3	10-Jan	11-Feb
				HYDERABAD	2	24-Jan	11-Feb
				JACOBABAD	1	24-Jan	24-Jan
				KHIBALDIA	1	2-Jan	2-Jan
				KHIGADAP	4	8-Jan	11-Feb
				KHILANDHI	1	19-Feb	19-Feb
				KHISITE	2	3-Jan	6-Feb
				SUKKUR	1	23-Jan	23-Jan
				KHILIAQAT	1	7-Feb	7-Feb
KHISADDAR				2	7-Jan	8-Feb	
FATA	1	22-Jan	22-Jan				
KURRAM	1	15-Jan	15-Jan				
KHYBER PAKHTUNKHWA	1	28-Jan	28-Jan				
DIKHAN	1	8-Jan	8-Jan				
PESHAWAR	3	11-Jan	11-Feb				
<b>PAK Total</b>				<b>42</b>	<b>1-Jan</b>	<b>19-Feb</b>	
SOM	VDPV2	BANADIR	HODAN	1	3-Feb	3-Feb	
<b>SOM Total</b>				<b>1</b>	<b>3-Feb</b>	<b>3-Feb</b>	
<b>2019 Total</b>				<b>53</b>	<b>1-Jan</b>	<b>19-Feb</b>	

**Figure 1: Non Polio AFP Rate and Wild Virus in EMR 01/01/2019 - 10/03/2019**



**Figure 2: Percent of AFP cases with Adequate Samples & Compatible Cases in EMR 01/01/2019 - 10/03/2019**



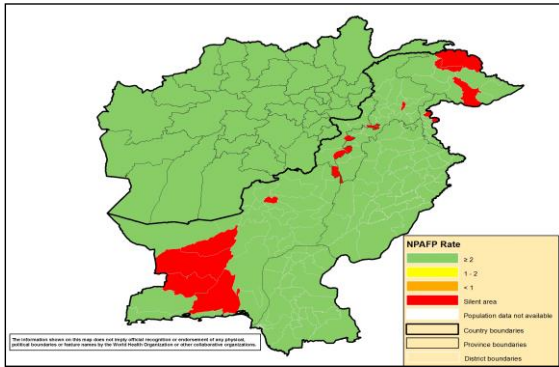
**Table 8: Wild polio cases by country and date of onset of paralysis in EMR, 2018 - 2019**

Year	COUNTRY	Count	First Case	Last Case
2018	AFG	21	1-Jan-18	6-Nov-18
	PAK	12	8-Mar-18	31-Dec-18
<b>2018 Total</b>		<b>33</b>	<b>1-Jan-18</b>	<b>31-Dec-18</b>
2019	AFG	2	4-Jan-19	12-Jan-19
	PAK	4	15-Jan-19	20-Jan-19
<b>2019 Total</b>		<b>6</b>	<b>4-Jan-19</b>	<b>20-Jan-19</b>

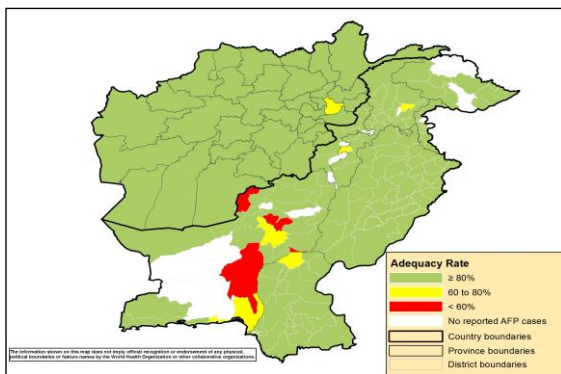
Last reported wild Polio P3 from Pakistan with date of onset 18/04/2012



**Figure 3: Non Polio AFP rate by Province in Afghanistan & by District in Pakistan 01/01/2019 - 10/03/2019**

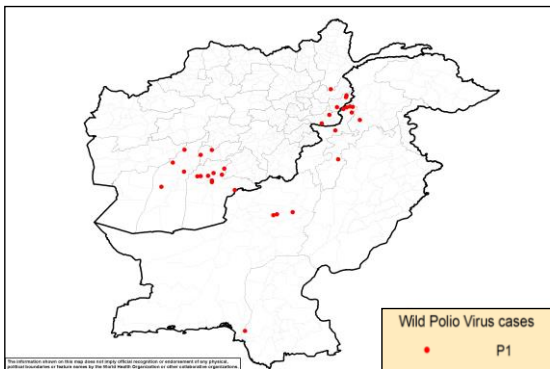


**Figure 4: Percent of AFP cases with Adequate Samples in Afghanistan by Province & Pakistan by District 01/01/2019 - 10/03/2019**

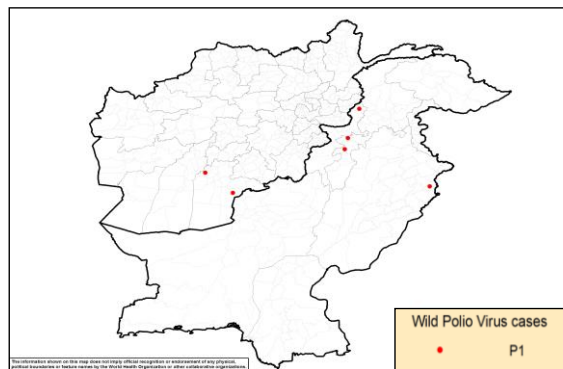


**Figure 5: Wild Virus Cases by Type & District in Afghanistan & Pakistan**

**5(a) 01/01/2018 - 31/12/2018**



**5(b) 01/01/2019 - 10/03/2019**



World Health Organization – Regional Office for Eastern Mediterranean  
AFP SURVEILLANCE  
Week 10, ending 10 March 2019

11-Mar-19  
Number 1066

Table 9: Wild Polio cases by district and date of onset of paralysis, Afghanistan 2018-2019						
ONSETYR	PROVINCE	DISTRICT	Count	First case	Last case	
2018	HILMAND	NAWZAD	3	1-Sep-18	6-Nov-18	
		NAD-E-ALI	1	1-Jun-18	1-Jun-18	
	URUZGAN	SHAHID-E-HASSAS	2	8-Jul-18	9-Oct-18	
	NURISTAN	PORUNS	1	26-Sep-18	26-Sep-18	
	KANDAHAR	MAYWAND	1	24-Sep-18	24-Sep-18	
		KANDAHAR	2	11-Aug-18	27-Aug-18	
		ARGHANDAB (K)	1	17-Jul-18	17-Jul-18	
		SHAHWALIKOT	3	5-Jan-18	27-Apr-18	
		KHAKREZ	1	25-Feb-18	25-Feb-18	
		SPINBOLDAK	1	6-Jan-18	6-Jan-18	
	NANGARHAR	PACHIERAGAM	1	17-Jul-18	17-Jul-18	
		KAMA	1	1-Jan-18	1-Jan-18	
	KUNAR	CHAWKAY	1	22-Jun-18	22-Jun-18	
GHAZIABAD		2	14-Feb-18	3-Mar-18		
<b>2018 Total</b>			<b>21</b>	<b>1-Jan-18</b>	<b>6-Nov-18</b>	
2019	KANDAHAR	GHORAK	1	12-Jan-19	12-Jan-19	
		SPINBOLDAK	1	4-Jan-19	4-Jan-19	
<b>2019 Total</b>			<b>2</b>	<b>4-Jan-19</b>	<b>12-Jan-19</b>	

Table 10: Wild Polio cases by district and date of onset of paralysis, Pakistan 2018-2019						
ONSETYR	PROVINCE	DISTRICT	Count	First case	Last case	
2018	FATA	BAJOUR	5	1-Sep-18	31-Dec-18	
		KHYBER	1	25-Sep-18	25-Sep-18	
	KHYBER PAKHTOON	LAKKIMRWT	1	16-Dec-18	16-Dec-18	
		CHARSADA	1	1-Aug-18	1-Aug-18	
	SINDH	KHIGADAP	1	22-Sep-18	22-Sep-18	
	BALUCHISTAN	DUKKI	3	8-Mar-18	18-May-18	
<b>2018 Total</b>			<b>12</b>	<b>8-Mar-18</b>	<b>31-Dec-18</b>	
2019	PUNJAB	LAHORE	1	20-Jan-19	20-Jan-19	
	KHYBER PAKHTOON	HANGU	1	20-Jan-19	20-Jan-19	
		BANNU	1	15-Jan-19	15-Jan-19	
	FATA	BAJOUR	1	18-Jan-19	18-Jan-19	
<b>2019 Total</b>			<b>4</b>	<b>15-Jan-19</b>	<b>20-Jan-19</b>	

World Health Organization – Regional Office for Eastern Mediterranean  
AFP SURVEILLANCE  
Week 10, ending 10 March 2019

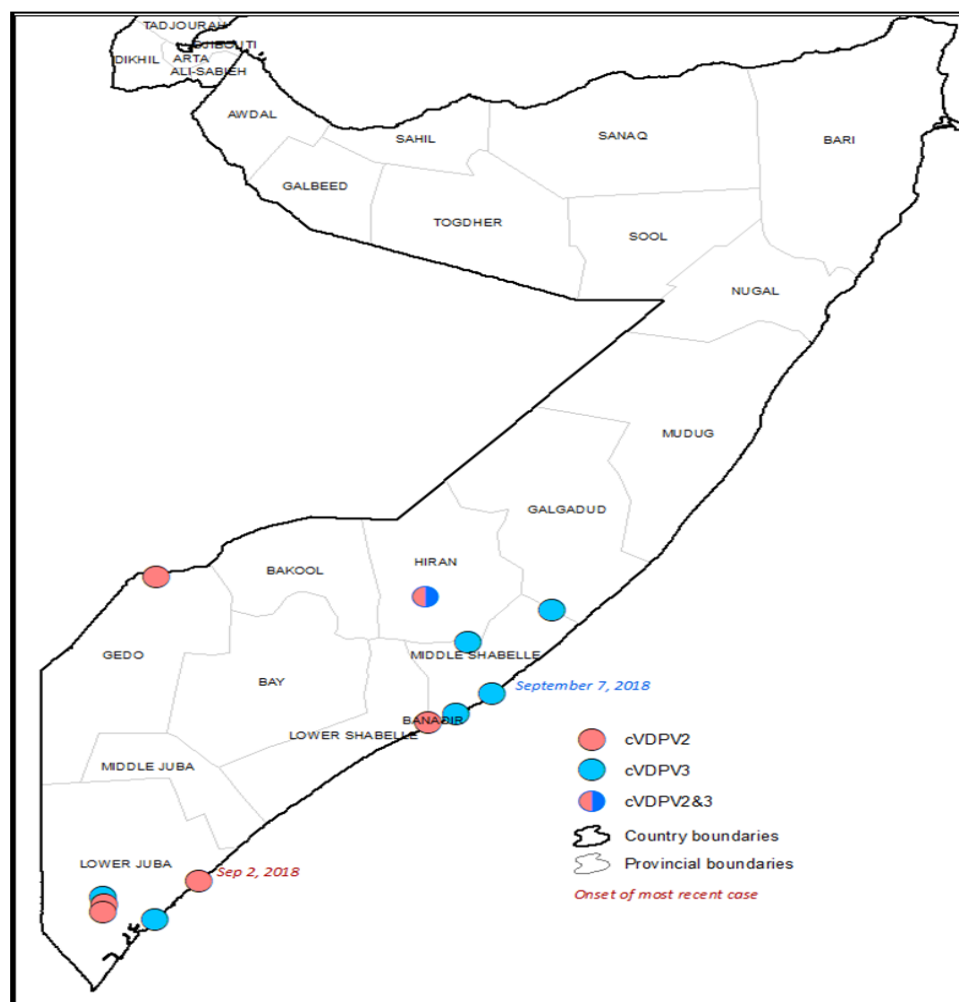
11-Mar-19  
Number 1066

**Table 11: Circulating VDPV cases and date of onset of paralysis in EMR countries by districts 2018-2019**

Year	COUNTRY	PROVINCE	DISTRICT	cVDPV2			cVDPV3		
				Count	First Case	Last Case	Count	First Case	Last Case
2018	SOM	LOWER JUBA	Jamaame West	1	02-Sep-18	02-Sep-18			
			KISMAYO	2	29-Jul-18	30-Jul-18	2	24-Jul-18	27-Jul-18
		MIDDLE SHABELLE	RUNINGOD				1	07-Sep-18	07-Sep-18
			MAHADAY				1	29-Jun-18	29-Jun-18
			WARSHEIKH				2	16-May-18	23-May-18
		BANADIR	DANYILE	1	10-Jul-18	10-Jul-18			
		HIRAN	BULO BURTI	1	11-May-18	11-May-18	1	11-May-18	11-May-18
GEDO	DOLO	1	26-May-18	26-May-18					
SOM Total				6	11-May-18	2-Sep-18	7	11-May-18	7-Sep-18
<b>2018 Total</b>				<b>6</b>	<b>11-May-18</b>	<b>2-Sep-18</b>	<b>7</b>	<b>11-May-18</b>	<b>7-Sep-18</b>

Somalia in 2018 so far has a total of 12 cVDPV cases (5 cVDPV2, 6 cVDPV3 & 1 coinfection cVDPV2/cVDPV3)

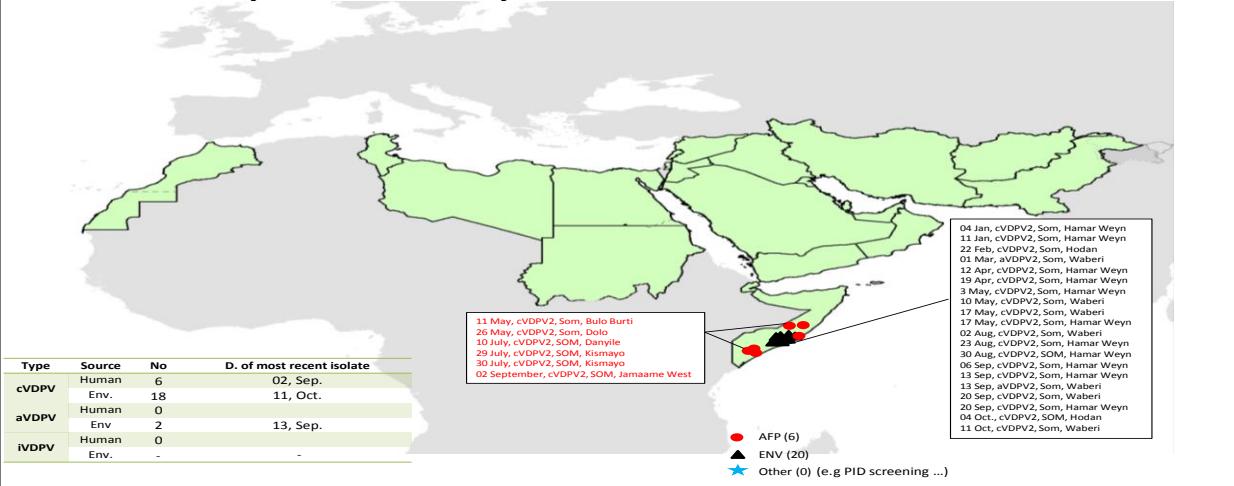
**Figure 6: Somalia cVDPV cases by type and district 01/01/2018 - 10/03/2019**



### Sabin Like Type-2 Poliovirus Isolates (H & E) EMR, 2016-19



### VDPV2 isolates, EMR countries, 2018



### VDPV2 isolates, EMR countries, 2019

