

Highlights of Polio Fax Bulletin No. 1062 for Week 06 2019

I. Poliovirus Transmission

1. Endemic countries (PAKISTAN & AFGHANISTAN):

- a. Human samples: One new wild poliovirus type-1 (WPV1) case reported this week from Pakistan. Total WPV1 cases in 2019 to date is 3 (1 from Afghanistan and 2 from Pakistan).
 - i. Afghanistan: In 2019 to date, one case is reported from Kandahar province. The most recent reported case has date of onset of paralysis on 4 January 2019.
 - The total number of WPV1 cases in Afghanistan in 2018 to date remains 21 from six provinces (Hilmand-4 cases, Kandhar-9 cases, Kunar-3 cases, Nangarhar-2 cases, Uruzgan-2 cases and Nuristan-1 case).
 - ii. Pakistan: The second WPV1 case in 2019 was reported this week from Bannu district, Khyber Pakhtunkhwa (KP) province, with date of onset of paralysis 15 January 2019. The case is a 24-month old male child whose vaccination status is uncertain with an element of reluctance to vaccination. In 2019 to date, two cases are reported, one each from KP Tribal District (KPTD) and KP. The most recent reported case has date of onset of paralysis on 18 January 2019.
 - The total number of WPV1 cases in Pakistan in 2018 to date remains 12 from six infected districts in four provinces (Balochistan-3 cases, Khyber Pakhtunkhwa (KP)-2 cases and KPTD-6 cases and Sindh-1 case).
- b. Environmental samples: 4 new positive environmental samples for WPV1 were reported this week from Pakistan.
 - i. Afghanistan: In 2019 to date total positive environmental samples for WPV1 remains to be 5, with most recent positive sample collected on 6th January 2019.
 - The total positive environmental samples from Afghanistan in 2018 to date remains to be 83.
 - ii. Pakistan: Four new positive environmental samples reported this week. These include one each from Peshawar district (KP), Quetta (Balochistan), Sukkur (Sindh), and from South Waziristan (KPTD). In 2019 to date, there are 23 positive environmental samples with most recent positive sample collected on 24 January 2019.
 - The total positive environmental samples from Pakistan in 2018 to date remains to be 139.

II. Outbreak response countries

1. SOMALIA: no new circulating vaccine derived poliovirus (cVDPV) type-2 or type-3 isolates from human or environmental samples this week.
 - a. In 2018 to date, Somalia has reported a total of 12 cases due to circulating vaccine derived polioviruses (cVDPVs), which include 5 due to cVDPV2, 6 due to cVDPV3 and 1 due to co-infection of cVDPV2 and cVDPV3.
 - b. cVDPV2:
 - i. The date of onset of the most recent cVDPV2 case is 2 September 2018.
 - ii. In 2018 so far, cVDPV2 has been isolated from 19 sewage samples in Mogadishu and date of specimen collection of recent most positive sample is 11 October 2018. One of the 19 samples has co-infection of cVDPV2 and cVDPV3.
 - c. cVDPV3:
 - i. The date of onset of the most recent cVDPV3 case is 7 September, 2018.
 - ii. In 2018 so far, cVDPV3 isolated from 12 sewage samples in Mogadishu and date of specimen collection of recent most positive sample is 23 August 2018. One of the above 12 samples has co-infection of cVDPV2 and cVDPV3.

III. Surveillance performance indicators

1. In 2018 to date 19 of 22 member states are meeting the global target of both key surveillance indicators, namely non polio AFP rate of 2 per 100,000 children aged below 15 years and percent AFP cases with adequate specimen 80% and above.
 - a. Djibouti is missing both indicators. Djibouti, did not report any AFP case since April 2017.
 - b. Morocco has a percentage of AFP cases with adequate stool specimens of 73.7%
 - c. Oman has a percentage of AFP cases with adequate stool specimens of 75%
2. Yemen has 72 AFP cases which are not yet finally classified in 2017.

AFP SURVEILLANCE

11-Feb-19

Week 06, ending 10 February 2019

Number 1062

Table 1: Acute Flaccid Paralysis (AFP) cases by week of onset

Country	Reported AFP cases by week of onset - Week (06/19) / Ending on : 10/02/2019															
	Total AFP 2017	Total AFP 2018	Total AFP to date, 2019	W47 25 Nov 18	W48 02 Dec 18	W49 09 Dec 18	W50 16 Dec 18	W51 23 Dec 18	W52 30 Dec 18	W01 06 Jan 19	W02 13 Jan 19	W03 20 Jan 19	W04 27 Jan 19	W05 03 Feb 19	W06 10 Feb 19	
Afghanistan	3094	3376	340	50	66	70	53	47	51	77	77	80	69	39		
Bahrain	18	35	2	2	1	0	1	1	0	0	1	0	1	0	0	
Djibouti	4	0	0	0	0	0										
Egypt	1242	1246	118	26	16	21	19	23	13	28	27	30	24	10		
Iran	820	896	51	15	23	23	19	21	19	17	17	11	6	0		
Iraq	699	1023	126	27	22	35	25	20	21	18	31	48	23	8	1	
Jordan ****	116	115	17	0	0	3	1	3	1	4	4	1	5	3		
Kuwait	69	73	6	2	4	2	1	4	0	1	1	1	2	1		
Lebanon ****	75	89	9	0	5	2	1	0	2	1	3	3	0	2		
Libya	88	122	10	1	2	3	2	2	2	3	3	2	2	1		
Morocco	143	213	6	4	2	8	3	4	5	5	2					
Oman	40	28	1	0	1	0	0	1	0	0	0	0	1	0	0	
Pakistan	10319	12190	964	255	280	298	276	212	241	260	268	319	140	6		
Palestine ****	43	43	2	0	1	0	1	0	0	0	0	1	1	0		
Qatar	18	10	0	0	0	0	0	0	1	0	0	0	0	0		
Saudi Arabia	276	241	20	9	6	5	5	11	2	5	6	3	6	1		
Somalia	345	353	20	4	3	7	4	7	5	6	5	3	6	1		
Sudan	570	578	50	9	6	8	8	10	6	10	19	10	8	3		
Syria ****	362	362	32	5	10	6	8	6	11	5	11	5	7	4	1	
Tunisia	67	68	3	0	1	0	2	0	0	3	0	1	0	0		
U.A.E	58	40	5	0	1	1	1	0	0	2	0	2	0	1		
Yemen	713	730	58	16	18	13	12	14	15	21	7	14	14	3		
Total EMR	19179	21831	1840	425	468	505	442	386	395	466	482	534	315	83	2	

No data = No report received

Table 2: Confirmed polio cases by month of onset

Country	Total year 2017	Total year 2018	03/02		Confirmed polio cases by month of onset												
			2018	2019	March 2018	April 2018	May 2018	June 2018	July 2018	August 2018	September 2018	October 2018	November 2018	December 2018	January 2019	February 2019	
Afghanistan	14	21	3	1	1	1	0	2	3	2	3	2	1	0	1		
Bahrain	0	0	0	0	0	0	0	0	0	0	0	0	0	0			
Djibouti	0	0	0	0	0	0	0	0	0	0	0	0	0				
Egypt	0	0	0	0	0	0	0	0	0	0	0	0					
Iran	0	0	0	0	0	0	0	0	0	0	0	0	0				
Iraq	0	0	0	0	0	0	0	0	0	0	0	0	0	0			
Jordan ****	0	0	0	0	0	0	0	0	0	0	0	0	0	0			
Kuwait	0	0	0	0	0	0	0	0	0	0	0	0	0	0			
Lebanon ****	0	0	0	0	0	0	0	0	0	0	0	0	0				
Libya	0	0	0	0	0	0	0	0	0	0	0	0	0				
Morocco	0	0	0	0	0	0	0	0	0								
Oman	0	0	0	0	0	0	0	0	0	0			0	0			
Pakistan	8	12	0	2	1	1	1	0	0	1	3	1	0	4	2		
Palestine ****	0	0	0	0	0	0	0	0	0	0	0	0	0				
Qatar	0	0	0	0	0	0	0	0	0	0	0	0	0	0			
Saudi Arabia	0	0	0	0	0	0	0	0	0	0	0	0	0				
Somalia	0	0	0	0	0	0	0	0	0	0	0	0	0	0			
Sudan	0	0	0	0	0	0	0	0	0	0	0	0	0	0			
Syria ****	0	0	0	0	0	0	0	0	0	0	0	0	0	0			
Tunisia	0	0	0	0	0	0	0	0	0	0	0	0	0	0	0		
U.A.E	0	0	0	0	0	0	0	0	0	0	0	0	0				
Yemen	0	0	0	0													
Total EMR	22	33	3	3	2	2	1	2	3	3	6	3	1	4	3	0	

**** UNRWA cases are included with those of country of residence

World Health Organization – Regional Office for Eastern Mediterranean

AFP SURVEILLANCE

Week 06, ending 10 February 2019

11-Feb-19

Number 1062

Table 3: Investigation of AFP cases with paralysis onset in 2018 & 2019 up to Week (06/19) / Ending on : 10/02/2019

COUNTRY	2018												2019												Latest line List Date
	AFP									Specimen	Wild cases ****		AFP									Specimen	Wild cases ****		
	Total AFP cases onset 2018	Case classification					Non polio AFP rate **	AFP cases pending classification > 90 days from onset of paralysis	AFP cases pending classification and lab > 90 days from onset of paralysis	% with *** adequate specimens	Wild P1 Poliovirus	Wild P3 Poliovirus	Total AFP cases onset 2019	Case classification					Annualized Non polio AFP rate **	AFP cases pending classification > 90 days from onset of paralysis	AFP cases pending classification and lab > 90 days from onset of paralysis	% with *** adequate specimens	Wild P1 Poliovirus	Wild P3 Poliovirus	
		Total Confirmed Polio Cases *	Polio Compatible	Pending Classification	Discarded (non polio AFP)	VDPV								Total Confirmed Polio Cases *	Polio Compatible	Pending Classification	Discarded (non polio AFP)	VDPV							
Afghanistan	3376	21	0	44	3311	0	16.6	17	2	93.7	21	0	340	1	0	194	145	0	14.9	0	0	96.2	1	0	07/02/2019
Bahrain	35	0	0	11	24	0	12.1	6	0	97.1	0	0	2	0	0	2	0	0	6.1	0	0	100.0	0	0	10/02/2019
Djibouti	0	0	0	0	0	0	0.0	0	0		0	0	0	0	0	0	0	0	0.0	0	0		0	0	09/12/2018
Egypt	1246	0	0	11	1234	1	3.2	3	0	93.1	0	0	118	0	0	91	27	0	2.7	0	0	86.4	0	0	07/02/2019
Iran	896	0	0	3	892	1	4.6	0	0	97.1	0	0	51	0	0	34	17	0	2.4	0	0	98.0	0	0	03/02/2019
Iraq	1023	0	0	30	993	0	6.7	13	0	89.8	0	0	126	0	0	52	74	0	7.3	0	0	97.6	0	0	08/02/2019
Jordan	115	0	0	0	115	0	4.1	0	0	100.0	0	0	17	0	0	5	12	0	5.4	0	0	100.0	0	0	07/02/2019
Kuwait	73	0	0	0	73	0	8.2	0	0	89.0	0	0	6	0	0	4	2	0	6.0	0	0	66.7	0	0	09/02/2019
Lebanon	89	0	0	4	85	0	4.8	2	0	96.6	0	0	9	0	0	9	0	0	4.3	0	0	66.7	0	0	08/02/2019
Libya	122	0	0	1	121	0	4.9	0	0	96.7	0	0	10	0	0	5	5	0	3.6	0	0	100.0	0	0	09/02/2019
Morocco	213	0	0	80	133	0	2.4	54	8	73.7	0	0	6	0	0	6	0	0	0.5	0	0	50.0	0	0	18/01/2019
Oman	28	0	0	0	28	0	3.2	0	0	75.0	0	0	1	0	0	1	0	0	1.0	0	0	100.0	0	0	10/02/2019
Pakistan	12190	12	1	239	11938	0	15.6	78	0	87.6	12	0	964	2	0	305	657	0	10.9	0	0	94.7	2	0	09/02/2019
Palestine	43	0	0	2	41	0	2.3	0	0	93.0	0	0	2	0	0	2	0	0	0.9	0	0	100.0	0	0	07/02/2019
Qatar	10	0	0	1	9	0	2.8	0	0	100.0	0	0	0	0	0	0	0	0	0.0	0	0		0	0	07/02/2019
Saudi Arabia	241	0	0	30	211	0	3.0	1	0	95.9	0	0	20	0	0	20	0	0	2.2	0	0	85.0	0	0	07/02/2019
Somalia	353	0	0	1	340	12	5.5	1	1	97.7	0	0	20	0	0	10	10	0	2.8	0	0	100.0	0	0	09/02/2019
Sudan	578	0	0	2	576	0	3.2	0	0	97.1	0	0	50	0	0	17	33	0	2.5	0	0	98.0	0	0	07/02/2019
Syria	362	0	0	7	355	0	4.7	0	0	87.3	0	0	32	0	0	19	13	0	3.7	0	0	84.4	0	0	09/02/2019
Tunisia	68	0	0	0	68	0	2.6	0	0	80.9	0	0	3	0	0	0	3	0	1.0	0	0	66.7	0	0	08/02/2019
U.A.E	40	0	0	3	37	0	3.2	0	0	97.5	0	0	5	0	0	5	0	0	3.6	0	0	100.0	0	0	07/02/2019
Yemen	730	0	0	640	90	0	5.2	539	494	91.6	0	0	58	0	0	58	0	0	3.7	0	0	91.4	0	0	09/02/2019
EMR	21831	33	1	1109	20674	14	8.7	714	505	90.0	33	0	1840	3	0	839	998	0	6.5	0	0	94.2	3	0	
2017	19179	22	3	72	19006	46	7.5	72	58	88.9	22	0													

* Confirmed polio cases refer to wild isolation from AFP cases or from contacts of negative index AFP cases

** Non-polio AFP per 100,000 children <15 years

*** Adequate here refers to two stool specimens collected at least 24 hours apart, within 14 days of paralysis onset and specimens received in the lab in Good Condition

**** AFP cases co infected with P1 and P3 are counted separately as wild isolates

World Health Organization – Regional Office for Eastern Mediterranean
AFP SURVEILLANCE
Week 06, ending 10 February 2019

11-Feb-19
Number 1062

Table 4 (a): Lab results of contacts' samples in EMR, 2018 - 2019

COUNTRY	2018						2019					
	# OF CONTACTS	LAB RESULTS					# OF CONTACTS	LAB RESULTS				
		WILD	VDPV	SL	NPEV	PENDING		WILD	VDPV	SL	NPEV	PENDING
AFG	1009	4	0	52	217	0	118	0	0	3	6	44
BAH	2	0	0	0	0	0	0	0	0	0	0	0
DJI	0	0	0	0	0	0	0	0	0	0	0	0
EGY	495	0	0	11	58	17	52	0	0	0	0	31
IRN	145	0	0	3	6	0	3	0	0	0	0	0
IRQ	811	0	0	22	93	9	81	0	0	0	1	34
JOR	0	0	0	0	0	0	0	0	0	0	0	0
KUW	0	0	0	0	0	0	0	0	0	0	0	0
LEB	218	0	0	3	16	20	7	0	0	0	0	7
LIB	1	0	0	0	0	0	0	0	0	0	0	0
MOR	148	0	0	0	9	9	4	0	0	0	0	4
OMA	71	0	0	2	16	0	0	0	0	0	0	0
PAK	4209	3	0	207	882	0	514	0	0	11	16	175
PAL	0	0	0	0	0	0	0	0	0	0	0	0
QAT	0	0	0	0	0	0	0	0	0	0	0	0
SAA	5	0	0	0	0	5	0	0	0	0	0	0
SOM	1043	0	10	49	128	28	42	0	0	0	1	30
SUD	350	0	0	3	24	88	22	0	0	0	1	16
SYR	670	0	0	8	17	0	70	0	0	0	3	25
TUN	1	0	0	0	0	0	2	0	0	0	0	0
UAE	0	0	0	0	0	0	0	0	0	0	0	0
YEM	1557	0	0	0	0	1557	97	0	0	0	0	97
EMR	10735	7	10	360	1466	1733	1012	0	0	14	28	463

Table 4 (B): Most recent wild contacts in EMRO, 2018 - 2019

Year	Country	Data	
		Count of wild contacts	Date of Most Recent stool collection
2018	Afghanistan	4	07-08-18
	Pakistan	3	12-10-18
2018 Total		7	12-10-18

Table 4 (C): Number and distribution by district of -ve index AFP cases identified as wild positive by contact in EMR, 2018-2019

YEAR	COUNTRY	PROVINCE	DISTRICT	COUNT	First case	Last case
2018	AFG	NANGARHAR	PACHIERAGAM	1	17-07-18	17-07-18
		URUZGAN	SHAHID-E-HASSA	1	08-07-18	08-07-18
	PAK	FATA	BAJOUR	1	01-09-18	01-09-18
		BALUCHISTAN	DUKKI	1	15-04-18	15-04-18
2018 Total				4	15-04-18	01-09-18

AFP SURVEILLANCE

Week 05, ending 03 February 2019

4-Feb-19

Number 1061

Table 5: Laboratory investigation of AFP cases with paralysis onset in 2019 up to Week (05/2019) / Ending on : (03/02/2019)

Country	Polio laboratories (Nucleotide Sequencing performed by EGY, PAK, TUN, CDC and RIVM laboratories)	AFP cases with specimens	Preliminary virus isolation results of AFP cases						Poliovirus intratypic differentiation results #										Indicators				Latest report Date			
			Referred for ITD		NPEV only	Negative	Pending		Type 1			Type 2			Type 3			Discordant pending sequence	NPEV by PCR	Non-EV	Pending ITD	% specimens positive for NPEV*		% AFP cases with culture results within 14 days	% AFP cases with ITD results within 7 days	% AFP cases with ITD results within 45 days of onset**
			L20B+	L20B+INPEV			received < / = 14 days	received > 14 days ago	Wild	Sabin	VDPV	Wild	Sabin	VDPV	Wild	Sabin	VDPV									
Afghanistan	RRL Pakistan	324	13		18	151	142			1	8								1	9%	100%	100%	100%	09/02/2019		
Bahrain	NPL Oman / CDC																							04/02/2019		
Djibouti	NPL Kenya / CDC																							09/12/2018		
Egypt***	RRL Egypt	113	1		6	53	43	10												8%	98%	100%	100%	07/02/2019		
Iran	NPL Iran / CDC																							09/02/2019		
Iraq	RRL Egypt	127	1		8	66	50	2												9%	100%			07/02/2019		
Jordan	NPL Jordan / RRL EGYPT	18			6	9	3													37%	100%			10/02/2019		
Kuwait	RRL Kuwait / RIVM	8			1	3	3	1												29%	100%		100%	07/02/2019		
Lebanon	NPL Jordan / RRL EGYPT	6				3	3													0%	100%			10/02/2019		
Libya	RRL Tunisia / RIVM	7			1	4	2													10%	100%		100%	08/02/2019		
Morocco	NPL Morocco / RRL Tunisia	16				10	6													3%	100%		100%	08/02/2019		
Oman	NPL Oman / CDC	1					1																	04/02/2019		
Pakistan	RRL Pakistan	967	20		45	616	282	5	2	14									1	5%	100%	100%	100%	09/02/2019		
Palestine & UNRWA		2					1	1																07/02/2019		
Qatar	NPL Oman / CDC	1				1														0%	100%		100%	04/02/2019		
Saudi Arabia	NPL Saudi Arabia / CDC	28				5	18	5												0%	100%		100%	10/02/2019		
Somalia	NPL Kenya / CDC	20			2	8	2	8												20%	40%		100%	09/02/2019		
Sudan	NPL Sudan / RRL Egypt	41			5	19	11	8												19%	100%			03/02/2019		
Syria	NPL Syria / RRL Egypt	31				15	11	5												3%	100%			07/02/2019		
Tunisia	RRL Tunisia	7				5	2													11%	100%		100%	08/02/2019		
U.A.E	NPL Oman / CDC																							04/02/2019		
Yemen	NPL Kenya / CDC																							09/02/2019		
Total EMR 2019		1717	35		92	968	580	45	3	22									2	7%	99%	100%	100%			
Total EMR 2018		20627	898	89	3502	16061	23	51	29	582	2		6	6 #		22		1	22	29	14%	92%	99%	97%		
* Specimens from all sources including non-AFP cases, excluding environmental samples									# Somalia in 2018 so far has a total of 12 cVDPV cases (5 cVDPV2, 6 cVDPV3 & 1 coinfection cVDPV2/cVDPV3)																	
** This indicator reflects surveillance and laboratory activities																										

Table 6: Environmental isolate by year and type

Country	Status	2015	2016	2017	2018	2019
AFG	NEGATIVE	129	183	274	253	2
	PENDING					21
	WILD	20	2	42	83	5
AFG Total		149	185	316	336	28
EGY	NEGATIVE	495	528	522	539	40
	PENDING				1	16
	VDPV2	3	1			
EGY Total		498	529	522	540	56
IRN	NEGATIVE			6	54	8
	PENDING					2
IRN Total				6	54	10
JOR	NEGATIVE		2	32	19	
	PENDING				17	5
JOR Total			2	32	36	5
LEB	NEGATIVE		4	27	11	
	PENDING				34	4
LEB Total			4	27	45	4
PAK	NEGATIVE	347	462	523	534	24
	PENDING					18
	WILD	79	59	105	139	23
	WILD & VDPV2	5	3	1		
	VDPV2	8	5	4		
PAK Total		439	529	633	673	65
SOM	NEGATIVE			34	181	8
	PENDING					4
	VDPV2			2	20	
	VDPV3				12	
SOM Total				36	213	12
SYR	NEGATIVE			4	97	7
	PENDING				5	8
SYR Total				4	102	15
Grand Total		1086	1249	1576	1999	195

Table 7: Environmental Wild/VDPV isolate by site

Country	COUNTRY	Status	PROVINCE	DISTRICT	Count	First date	Last date		
2018	AFG	WILD	HILMAND	LASHKARGAH	12	8/Jan	26/Dec		
			HIRAT	HERAT	1	25/Jun	25/Jun		
			KABUL	KABUL	3	26/Feb	26/Jun		
			KANDAHAR	KANDAHAR	42	8/Jan	26/Dec		
			KHOST	MATUN	1	25/Sep	25/Sep		
			KUNAR	ASADABAD	2	24/Apr	25/Sep		
			NANGARHAR	BEHSUD	3	28/Jan	25/Oct		
				JALALABAD	19	27/Jan	26/Dec		
			AFG Total		83		8/Jan	26/Dec	
	PAK	WILD	BALOCHISTAN	KABDULLAH	2	1/Dec	15/Dec		
				LORALAI	2	17/Mar	17/Aug		
				PISHIN	1	2/Dec	2/Dec		
				QUETTA	13	13/Feb	20/Dec		
				KABDULAH	6	1/Jan	15/Nov		
				ISLAMABAD	CDA	7	10/Jan	10/Nov	
				PUNJAB	LAHORE	12	11/Jun	18/Dec	
					RAWALPINDI	15	10/Jan	14/Dec	
					DGKHAN	2	12/Feb	12/Sep	
					SINDH	HYDERABAD	1	9/Feb	9/Feb
					JACOBABAD	3	12/Feb	12/Sep	
					KAMBAR	3	7/Apr	9/Jul	
					KHIBALDIA	2	1/Aug	4/Sep	
					KHIGADAP	15	15/Feb	11/Dec	
					KHIKORANGI	1	14/Dec	14/Dec	
					KHILANDHI	3	10/Jan	30/Jul	
					KHISITE	2	1/Jan	3/Sep	
					SUKKUR	2	8/Feb	9/Nov	
				KHILIAQAT	2	7/Mar	7/Nov		
				KHISADDAR	1	10/Sep	10/Sep		
	KHIMALIR	1	13/Sep	13/Sep					
	FATA	BAJOUR	5	19/May	25/Oct				
		WAZIR-S	2	26/Nov	27/Dec				
	KHYBER PAKHTUNKHWA	BANNU	4	31/Mar	27/Dec				
		KOHAT	5	5/Jan	27/Sep				
		MARDAN	2	15/Oct	15/Nov				
		NOWSHERA	2	18/Sep	18/Oct				
		PESHAWAR	23	10/Jan	26/Dec				
PAK Total			139	1/Jan	27/Dec				
SOM	VDPV2	BANADIR	HAMAR WEYN	11	4/Jan	20/Sep			
			HODAN	2	22/Feb	4/Oct			
			WABERI	7	1/Mar	11/Oct			
			HAMAR WEYN	6	11/Feb	5/Apr			
			HODAN	1	1/Feb	1/Feb			
SOM Total	VDPV3	BANADIR	WABERI	5	8/Mar	23/Aug			
				32	4/Jan	11/Oct			
2018 Total				254	1/Jan	27/Dec			
2019	AFG	WILD	HILMAND	NAHR-E-SARAJ	1	6/Jan	6/Jan		
			KANDAHAR	KANDAHAR	4	6/Jan	6/Jan		
	AFG Total			5	6/Jan	6/Jan			
	PAK	WILD	BALOCHISTAN	KABDULLAH	2	1/Jan	15/Jan		
				QUETTA	3	1/Jan	23/Jan		
				KHYBER PAKHTUNKHWA	DIKHAN	1	8/Jan	8/Jan	
					PESHAWAR	2	11/Jan	24/Jan	
					PUNJAB	FAISALABAD	1	3/Jan	3/Jan
					LAHORE	4	5/Jan	18/Jan	
					RAWALPINDI	2	10/Jan	10/Jan	
					SINDH	KHIBALDIA	1	2/Jan	2/Jan
						KHIGADAP	3	8/Jan	15/Jan
						KHISITE	1	3/Jan	3/Jan
					SUKKUR	1	23/Jan	23/Jan	
		KHISADDAR	1	7/Jan	7/Jan				
PAK Total			23	1/Jan	24/Jan				
2019 Total				28	1/Jan	24/Jan			

Figure 1: Non Polio AFP Rate and Wild Virus in EMR 01/01/2019 - 10/02/2019

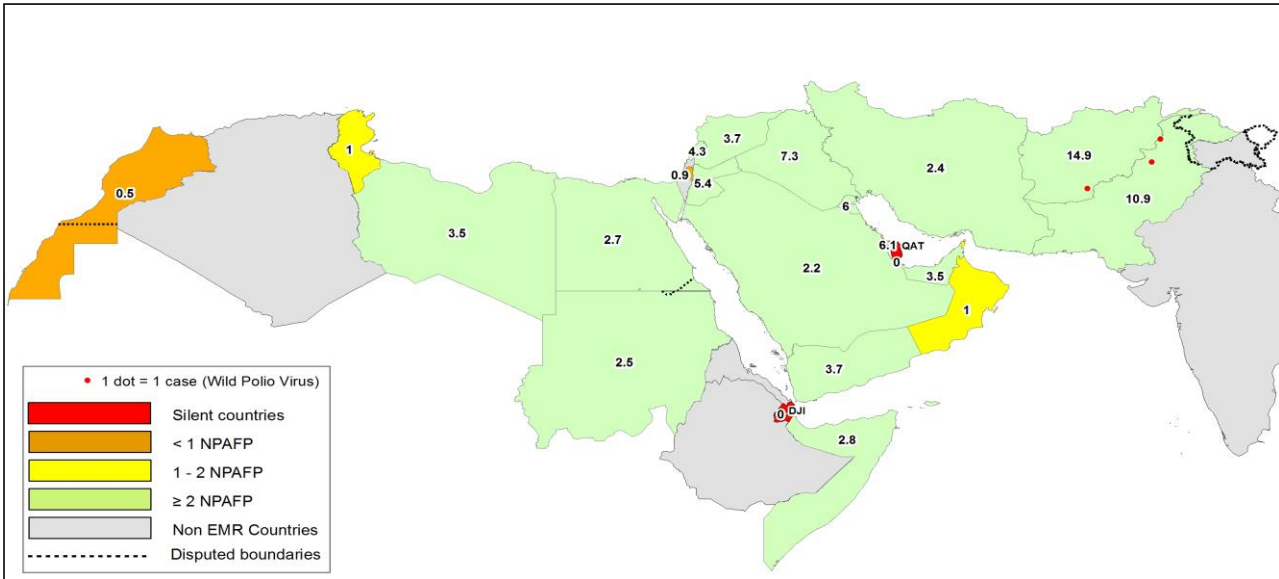


Figure 2: Percent of AFP cases with Adequate Samples & Compatible Cases in EMR 01/01/2019 - 10/02/2019

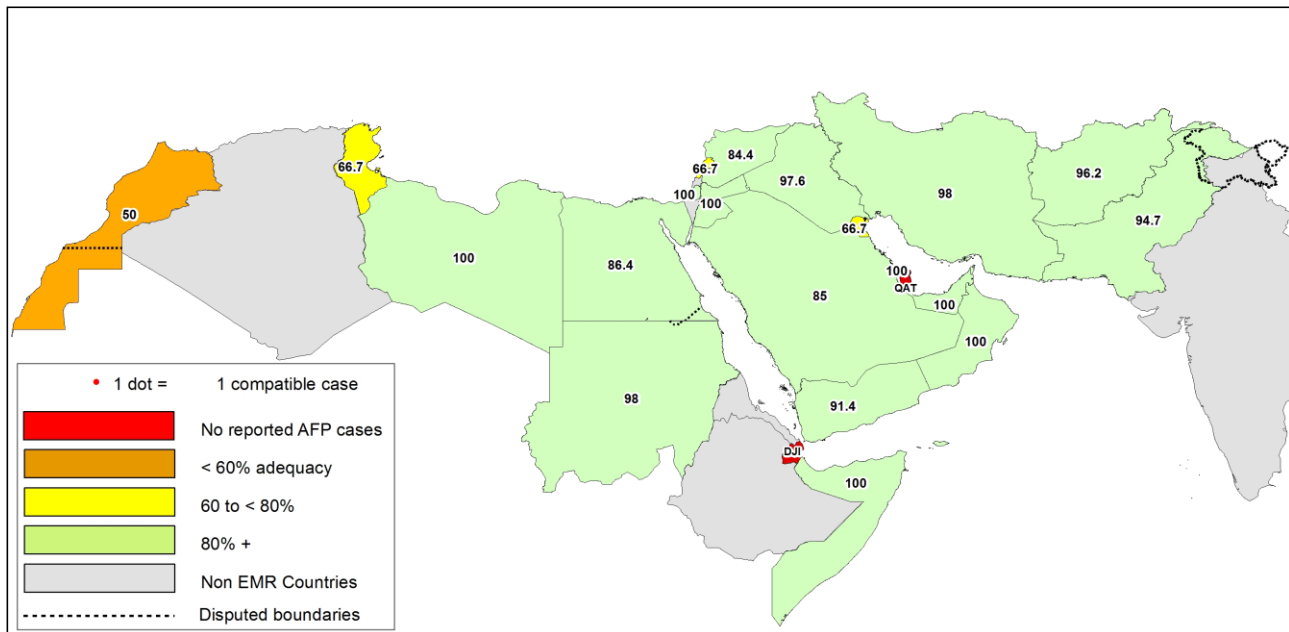


Table 8: Wild polio cases by country and date of onset of paralysis in EMR, 2018 - 2019

Year	COUNTRY	Count	First Case	Last Case
2019	AFG	1	4-Jan-19	4-Jan-19
	PAK	2	15-Jan-19	18-Jan-19
2019 Total		3	4-Jan-19	18-Jan-19
2018	AFG	21	1-Jan-18	6-Nov-18
	PAK	12	8-Mar-18	31-Dec-18
2018 Total		33	1-Jan-18	31-Dec-18

Last reported wild Polio P3 from Pakistan with date of onset 18/04/2012

Figure 3: Non Polio AFP rate by Province in Afghanistan & by District in Pakistan 01/01/2019 - 10/02/2019

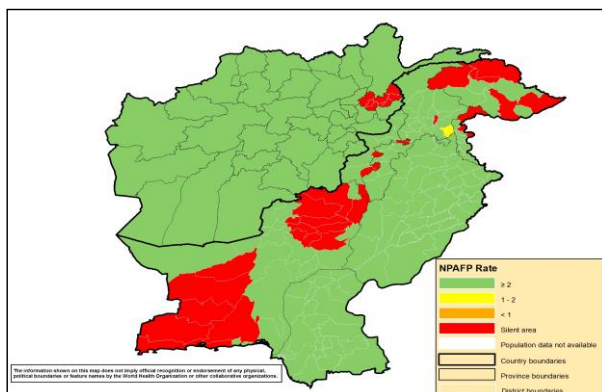


Figure 4: Percent of AFP cases with Adequate Samples in Afghanistan by Province & Pakistan by District 01/01/2019 - 10/02/2019

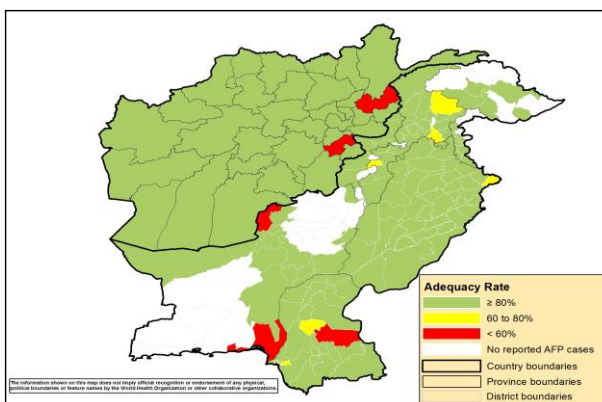
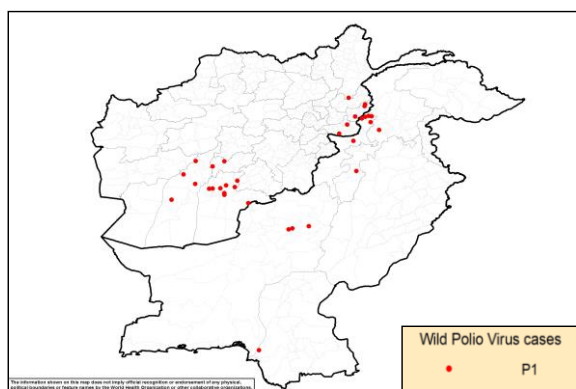
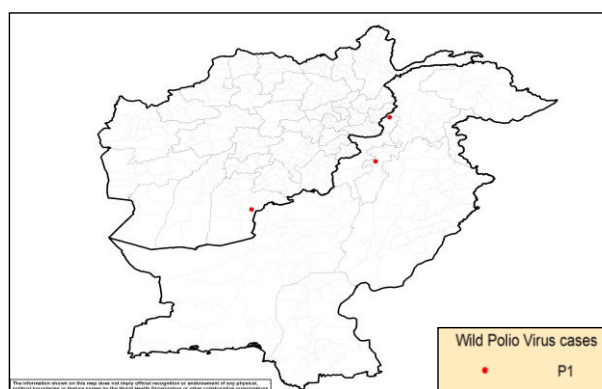


Figure 5: Wild Virus Cases by Type & District in Afghanistan & Pakistan

5(a) 01/01/2018 - 31/12/2018



5(b) 01/01/2019 - 10/02/2019



World Health Organization – Regional Office for Eastern Mediterranean
AFP SURVEILLANCE
Week 06, ending 10 February 2019

11-Feb-19
Number 1062

Table 9: Wild Polio cases by district and date of onset of paralysis, Afghanistan 2018-2019						
ONSETYR	PROVINCE	DISTRICT	Count	First case	Last case	
2019	KANDAHAR	SPINBOLDAK	1	4-Jan-19	4-Jan-19	
2019 Total			1	4-Jan-19	4-Jan-19	
2018	HILMAND	NAWZAD	3	1-Sep-18	6-Nov-18	
		NAD-E-ALI	1	1-Jun-18	1-Jun-18	
	URUZGAN	SHAHID-E-HASSAS	2	8-Jul-18	9-Oct-18	
	NURISTAN	PORUNS	1	26-Sep-18	26-Sep-18	
	KANDAHAR	MAYWAND	1	24-Sep-18	24-Sep-18	
		KANDAHAR	2	11-Aug-18	27-Aug-18	
		ARGHANDAB (K)	1	17-Jul-18	17-Jul-18	
		SHAHWALIKOT	3	5-Jan-18	27-Apr-18	
		KHAKREZ	1	25-Feb-18	25-Feb-18	
		SPINBOLDAK	1	6-Jan-18	6-Jan-18	
		NANGARHAR	PACHIERAGAM	1	17-Jul-18	17-Jul-18
	KUNAR	KAMA	1	1-Jan-18	1-Jan-18	
		CHAWKAY	1	22-Jun-18	22-Jun-18	
	2018 Total		GHAZIABAD	2	14-Feb-18	3-Mar-18
21			1-Jan-18	6-Nov-18		

Table 10: Wild Polio cases by district and date of onset of paralysis, Pakistan 2018-2019						
ONSETYR	PROVINCE	DISTRICT	Count	First case	Last case	
2019	FATA	BAJOUR	1	18-Jan-19	18-Jan-19	
	KHYBER PAKHTOON	BANNU	1	15-Jan-19	15-Jan-19	
2019 Total			2	15-Jan-19	18-Jan-19	
2018	FATA	BAJOUR	5	1-Sep-18	31-Dec-18	
		KHYBER	1	25-Sep-18	25-Sep-18	
	KHYBER PAKHTOON	LAKKIMRWT	1	16-Dec-18	16-Dec-18	
		CHARSADA	1	1-Aug-18	1-Aug-18	
	SINDH	KHIGADAP	1	22-Sep-18	22-Sep-18	
	BALOCHISTAN	DUKKI	3	8-Mar-18	18-May-18	
		12	8-Mar-18	31-Dec-18		

Table 11: Circulating VDPV cases and date of onset of paralysis in EMR countries by districts 2018-2019

Year	COUNTRY	PROVINCE	DISTRICT	cVDPV2			cVDPV3		
				Count	First Case	Last Case	Count	First Case	Last Case
2018	SOM	LOWER JUBA	Jamaame West	1	02-Sep-18	02-Sep-18			
			KISMAYO	2	29-Jul-18	30-Jul-18	2	24-Jul-18	27-Jul-18
		MIDDLE SHABELLE	RUNINGOD				1	07-Sep-18	07-Sep-18
			MAHADAY				1	29-Jun-18	29-Jun-18
			WARSHEIKH				2	16-May-18	23-May-18
		BANADIR	DANYILE	1	10-Jul-18	10-Jul-18			
HIRAN	BULO BURTI	1	11-May-18	11-May-18	1	11-May-18	11-May-18		
	GEDO	DOLO	1	26-May-18	26-May-18				
SOM Total				6	11-May-18	2-Sep-18	7	11-May-18	7-Sep-18
2018 Total				6	11-May-18	2-Sep-18	7	11-May-18	7-Sep-18

Somalia in 2018 so far has a total of 12 cVDPV cases (5 cVDPV2, 6 cVDPV3 & 1 coinfection cVDPV2/cVDPV3)

Figure 6: Somalia cVDPV cases by type and district 01/01/2018 - 10/02/2019

