

Highlights of Polio Fax Bulletin No. 1059 for Week 03 2019

I. Poliovirus Transmission

1. Endemic countries (PAKISTAN & AFGHANISTAN):

- a. Human samples: Two new wild poliovirus type-1 (WPV1) cases reported from Pakistan this week. Total WPV type-1 cases in 2018 to date are 33 (21 from Afghanistan and 12 from Pakistan).
 - i. Afghanistan: The total number of WPV1 cases in Afghanistan in 2018 to date remains 21 from six provinces (Hilmand-4 cases, Kandhar-9 cases, Kunar-3 cases, Nangarhar-2 cases, Uruzgan-2 cases and Nuristan-1 case). The most recent reported case has date of onset of paralysis on 6 November 2018.
 - ii. Pakistan: Two new WPV1 cases this week are from Bajour district, Khyber Pakhtunkhwa Tribal District (KPTD). One of them is a 36-month old male with date of onset 29 December 2018 and the other is a 78-month old female with date onset of onset 31 December 2018. Both of the WPV1 cases have received multiple doses of OPV through SIAs. The total number of WPV1 cases in Pakistan in 2018 to date is 12 from six infected districts in four provinces (Balochistan-3 cases, Khyber Pakhtunkhwa (KP)-2 cases and Khyber Pakhtunkhwa Tribal District (KPTD)-6 cases and Sindh-1 case). Date of onset of paralysis of the most recent case is 31 December 2018.
- b. Environmental samples: Twelve new positive environmental samples for WPV1 were reported this week, seven from Afghanistan and five from Pakistan.
 - i. Afghanistan: Seven new positive environmental samples reported this week. These include two from Jalalabad district, from Nangarhar province; two from Lashkargah district, from Hilmand province; and three from Kandahar district, from Kandahar province. The total positive environmental samples from Afghanistan in 2018 to date are 83 with most recent positive sample collected on 26 December 2018.
 - ii. Pakistan: Five new positive environmental samples reported this week out of which two were collected in 2018 and three in 2019. These include one from Peshawar district, from KP; one from South Waziristan district, from KPTD; one from Kabdullah district, from Balochistan province; and two from Karachi towns namely Site and Saddar from Sindh province. The total positive environmental samples to date from Pakistan in 2018 are 139 and in 2019 are 3 with most recent positive sample collected on 7 January 2019.

II. Outbreak response countries

1. SOMALIA: no new cVDPV type-2 or type-3 isolates from human or environmental samples this week.
 - a. In 2018 to date, Somalia has reported a total of 12 cases due to circulating vaccine derived polioviruses (cVDPVs), which include 5 due to cVDPV2, 6 due to cVDPV3 and 1 due to co-infection of cVDPV2 and cVDPV3.

- b. cVDPV2:
 - i. The date of onset of the most recent cVDPV2 case is 2 September 2018.
 - ii. In 2018 so far, cVDPV2 has been isolated from 19 sewage samples in Mogadishu and date of specimen collection of recent most positive sample is 11 October 2018. One of the 19 samples has co-infection of cVDPV2 and cVDPV3.
- c. cVDPV3:
 - i. The date of onset of the most recent cVDPV3 case is 7 September, 2018.
 - ii. In 2018 so far, cVDPV3 isolated from 12 sewage samples in Mogadishu and date of specimen collection of recent most positive sample is 23 August 2018. One of the above 12 samples has co-infection of cVDPV2 and cVDPV3.

III. Surveillance performance indicators

1. In 2018, nineteen of 22 member states are meeting the global target of both key surveillance indicators, namely non polio AFP rate of 2 per 100,000 children aged below 15 years and percent AFP cases with adequate specimen 80% and above.
 - a. Djibouti is missing both indicators. Djibouti, did not report any AFP case since April 2017.
 - b. Morocco has a percentage of AFP cases with adequate stool specimens of 73.7%
 - c. Oman has a percentage of AFP cases with adequate stool specimens of 75%
2. Yemen has the highest number of 2017 AFP cases, which are not yet finally classified (72). Also Somalia has one pending case from 2017.

World Health Organization – Regional Office for Eastern Mediterranean

AFP SURVEILLANCE

21-Jan-19

Week 03, ending 20 January 2019

Number 1059

Table 1: Acute Flaccid Paralysis (AFP) cases by week of onset

Country	Reported AFP cases by week of onset - Week (03/19) / Ending on : 20/01/2019														
	Total AFP 2017	Total AFP 2018	Total AFP to date, 2019	W44 04 Nov 18	W45 11 Nov 18	W46 18 Nov 18	W47 25 Nov 18	W48 02 Dec 18	W49 09 Dec 18	W50 16 Dec 18	W51 23 Dec 18	W52 30 Dec 18	W01 06 Jan 19	W02 13 Jan 19	W03 20 Jan 19
Afghanistan	3094	3372	120	76	79	61	50	66	70	51	47	49	72	46	4
Bahrain	18	35	0	1	2	0	2	1	0	1	1	0	0	0	0
Djibouti	4	0	0	0	0	0	0	0	0	0	0	0	0	0	0
Egypt	1242	1246	30	16	22	22	26	16	21	19	23	13	25	6	0
Iran	820	895	0	16	16	18	15	23	23	20	20	18	0	0	0
Iraq	699	1021	36	31	18	24	27	22	35	25	20	19	18	20	1
Jordan ****	116	115	9	1	0	0	0	0	3	1	3	1	4	4	1
Kuwait	69	73	2	1	2	3	2	4	2	1	4	0	1	1	0
Lebanon ****	75	89	0	1	2	2	0	5	2	1	0	2	0		
Libya	88	122	5	0	0	1	1	2	3	2	2	2	3	3	
Morocco	143	213	6	4	3	7	4	2	8	3	4	5	5	2	
Oman	40	28	0	1	0	0	0	1	0	0	1	0	0	0	0
Pakistan	10319	12110	306	246	287	251	255	281	294	264	191	215	201	127	4
Palestine ****	43	43	0	0	1	0	0	1	0	1	0	0	0	0	0
Qatar	18	10	0	0	0	0	0	0	0	0	0	1	0	0	0
Saudi Arabia	276	241	0	7	13	10	9	6	5	5	11	2	1	0	0
Somalia	345	352	8	4	8	6	4	3	6	4	7	5	6	3	0
Sudan	570	578	16	11	13	10	9	6	8	8	10	6	9	7	0
Syria ****	362	360	8	8	6	8	5	10	6	7	6	11	3	6	
Tunisia	67	65	1	1	1	0	0	1	0	0	0	0	1	0	
U.A.E	58	40	1	1	1	0	0	1	1	1	0	0	1	0	0
Yemen	713	730	25	21	18	13	15	18	14	12	14	15	21	5	0
Total EMR	19179	21738	573	447	492	436	424	469	501	426	364	364	371	230	10

No data = No report received

Table 2: Confirmed polio cases by month of onset

Country	Total year 2017	Total year 2018	20/01		Confirmed polio cases by month of onset											
			2018	2019	February 2018	March 2018	April 2018	May 2018	June 2018	July 2018	August 2018	September 2018	October 2018	November 2018	December 2018	January 2019
Afghanistan	14	21	3	0	3	1	1	0	2	3	2	3	2	1		
Bahrain	0	0	0	0	0	0	0	0	0	0	0	0	0	0		
Djibouti	0	0	0	0	0	0	0	0	0	0	0	0	0	0		
Egypt	0	0	0	0	0	0	0	0	0	0	0	0	0	0		
Iran	0	0	0	0	0	0	0	0	0	0	0	0	0	0		
Iraq	0	0	0	0	0	0	0	0	0	0	0	0	0	0		
Jordan ****	0	0	0	0	0	0	0	0	0	0	0	0	0	0	0	
Kuwait	0	0	0	0	0	0	0	0	0	0	0	0	0	0	0	
Lebanon ****	0	0	0	0	0	0	0	0	0	0	0	0	0	0	0	
Libya	0	0	0	0	0	0	0	0	0	0	0	0	0	0	0	
Morocco	0	0	0	0	0	0	0	0	0	0	0	0	0	0	0	
Oman	0	0	0	0	0	0	0	0	0	0	0	0	0	0	0	
Pakistan	8	12	0	0	0	1	1	1	0	0	1	3	1	0	4	
Palestine ****	0	0	0	0	0	0	0	0	0	0	0	0	0	0	0	
Qatar	0	0	0	0	0	0	0	0	0	0	0	0	0	0	0	
Saudi Arabia	0	0	0	0	0	0	0	0	0	0	0	0	0	0	0	
Somalia	0	0	0	0	0	0	0	0	0	0	0	0	0	0	0	
Sudan	0	0	0	0	0	0	0	0	0	0	0	0	0	0	0	
Syria ****	0	0	0	0	0	0	0	0	0	0	0	0	0	0	0	
Tunisia	0	0	0	0	0	0	0	0	0	0	0	0	0	0	0	
U.A.E	0	0	0	0	0	0	0	0	0	0	0	0	0	0	0	
Yemen	0	0	0	0	0	0	0	0	0	0	0	0	0	0	0	
Total EMR	22	33	3	0	3	2	2	1	2	3	3	6	3	1	4	0

**** UNRWA cases are included with those of country of residence

AFP SURVEILLANCE

21-Jan-19

Week 03, ending 20 January 2019

Number 1059

Table 3: Investigation of AFP cases with paralysis onset in 2018 & 2019 up to Week (03/19) / Ending on : 20/01/2019)

COUNTRY	2018											2019											Latest line List Date		
	AFP									Specimen	Wild cases ****		AFP									Specimen		Wild cases ****	
	Total AFP cases onset 2018	Case classification					Non polio AFP rate **	AFP cases pending classification > 90 days from onset of paralysis	AFP cases pending classification and lab > 90 days from onset of paralysis		% with *** adequate specimens	Wild P1 Poliovirus	Wild P3 Poliovirus	Total AFP cases onset 2019	Case classification					Annualized Non polio AFP rate **	AFP cases pending classification > 90 days from onset of paralysis			AFP cases pending classification and lab > 90 days from onset of paralysis	% with *** adequate specimens
		Total Confirmed Polio Cases *	Polio Compatible	Pending Classification	Discarded (non polio AFP)	VDPV				Total Confirmed Polio Cases *					Polio Compatible	Pending Classification	Discarded (non polio AFP)	VDPV							
Afghanistan	3372	21	0	78	3273	0	16.5	12	2	93.8	21	0	120	0	0	116	4	0	10.8	0	0	99.2	0	0	20-01-2019
Bahrain	35	0	0	11	24	0	12.1	3	0	97.1	0	0	0	0	0	0	0	0	0.0	0	0		0	0	20-01-2019
Djibouti	0	0	0	0	0	0	0.0	0	0		0	0	0	0	0	0	0	0	0.0	0	0		0	0	09-12-2018
Egypt	1246	0	0	43	1202	1	3.2	8	1	93.1	0	0	30	0	0	30	0	0	1.4	0	0	56.7	0	0	20-01-2019
Iran	895	0	0	12	882	1	4.6	0	0	96.5	0	0	0	0	0	0	0	0	0.0	0	0		0	0	20-01-2019
Iraq	1021	0	0	57	964	0	6.7	11	0	90.0	0	0	36	0	0	36	0	0	4.3	0	0	100.0	0	0	17-01-2019
Jordan	115	0	0	2	113	0	4.1	0	0	100.0	0	0	9	0	0	9	0	0	5.9	0	0	100.0	0	0	20-01-2019
Kuwait	73	0	0	0	73	0	8.2	0	0	89.0	0	0	2	0	0	2	0	0	4.1	0	0	50.0	0	0	20-01-2019
Lebanon	89	0	0	8	81	0	4.8	1	0	96.6	0	0	0	0	0	0	0	0	0.0	0	0		0	0	11-01-2019
Libya	122	0	0	6	116	0	4.9	0	0	96.7	0	0	5	0	0	5	0	0	3.6	0	0	100.0	0	0	19-01-2019
Morocco	213	0	0	80	133	0	2.4	52	7	73.7	0	0	6	0	0	6	0	0	1.0	0	0	50.0	0	0	18-01-2019
Oman	28	0	0	0	28	0	3.2	0	0	75.0	0	0	0	0	0	0	0	0	0.0	0	0		0	0	21-01-2019
Pakistan	12110	12	1	434	11663	0	15.5	134	0	88.0	12	0	306	0	0	303	3	0	7.1	0	0	99.3	0	0	20-01-2019
Palestine	43	0	0	3	40	0	2.3	0	0	93.0	0	0	0	0	0	0	0	0	0.0	0	0		0	0	13-01-2019
Qatar	10	0	0	1	9	0	2.8	0	0	100.0	0	0	0	0	0	0	0	0	0.0	0	0		0	0	20-01-2019
Saudi Arabia	241	0	0	72	169	0	3.0	5	0	95.9	0	0	0	0	0	0	0	0	0.0	0	0		0	0	20-01-2019
Somalia	352	0	0	17	323	12	5.5	2	2	98.0	0	0	8	0	0	8	0	0	2.3	0	0	100.0	0	0	13-01-2019
Sudan	578	0	0	8	570	0	3.2	0	0	97.2	0	0	16	0	0	16	0	0	1.6	0	0	100.0	0	0	20-01-2019
Syria	360	0	0	16	344	0	4.7	0	0	87.8	0	0	8	0	0	8	0	0	1.9	0	0	100.0	0	0	19-01-2019
Tunisia	65	0	0	0	65	0	2.4	0	0	81.5	0	0	1	0	0	1	0	0	0.7	0	0	100.0	0	0	18-01-2019
U.A.E	40	0	0	3	37	0	3.2	0	0	97.5	0	0	1	0	0	1	0	0	1.5	0	0	100.0	0	0	20-01-2019
Yemen	730	0	0	640	90	0	5.2	476	438	91.6	0	0	25	0	0	25	0	0	3.2	0	0	92.0	0	0	20-01-2019
EMR	21738	33	1	1491	20199	14	8.7	704	450	90.3	33	0	573	0	0	566	7	0	4.1	0	0	96.2	0	0	
2017	19179	22	3	73	19005	76	7.7	73	59	88.9	22	0													

* Confirmed polio cases refer to wild isolation from AFP cases or from contacts of negative index AFP cases

** Non-polio AFP per 100,000 children <15 years

*** Adequate here refers to two stool specimens collected at least 24 hours apart, within 14 days of paralysis onset and specimens received in the lab in Good Condition

**** AFP cases co infected with P1 and P3 are counted separately as wild isolates

World Health Organization – Regional Office for Eastern Mediterranean
AFP SURVEILLANCE
Week 03, ending 20 January 2019

21-Jan-19
Number 1059

Table 4 (a): Lab results of contacts' samples in EMR, 2018 - 2019

COUNTRY	2018						2019					
	# OF CONTACTS	LAB RESULTS					# OF CONTACTS	LAB RESULTS				
		WILD	VDPV	SL	NPEV	PENDING		WILD	VDPV	SL	NPEV	PENDING
AFG	1009	4	0	52	217	0	74	0	0	0	1	55
BAH	2	0	0	0	0	0	0	0	0	0	0	0
DJI	0	0	0	0	0	0	0	0	0	0	0	0
EGY	495	0	0	11	57	17	15	0	0	0	0	15
IRN	140	0	0	3	5	0	0	0	0	0	0	0
IRQ	799	0	0	21	91	28	32	0	0	0	0	32
JOR	0	0	0	0	0	0	0	0	0	0	0	0
KUW	0	0	0	0	0	0	0	0	0	0	0	0
LEB	218	0	0	3	15	26	0	0	0	0	0	0
LIB	1	0	0	0	0	0	0	0	0	0	0	0
MOR	148	0	0	0	9	9	4	0	0	0	0	4
OMA	71	0	0	2	16	0	0	0	0	0	0	0
PAK	4202	3	0	205	881	0	214	0	0	0	1	186
PAL	0	0	0	0	0	0	0	0	0	0	0	0
QAT	0	0	0	0	0	0	0	0	0	0	0	0
SAA	5	0	0	0	0	5	0	0	0	0	0	0
SOM	1043	0	10	49	126	40	33	0	0	0	0	33
SUD	347	0	0	2	24	85	13	0	0	0	0	13
SYR	670	0	0	8	16	13	26	0	0	0	0	26
TUN	0	0	0	0	0	0	1	0	0	0	0	1
UAE	0	0	0	0	0	0	0	0	0	0	0	0
YEM	1557	0	0	0	0	1557	80	0	0	0	0	80
EMR	10707	7	10	356	1457	1780	492	0	0	0	2	445

Table 4 (B): Most recent wild contacts in EMRO, 2018 - 2019

Year	Country	Data	
		Count of wild contacts	Date of Most Recent stool collection
2018	Afghanistan	4	07-08-18
	Pakistan	3	12-10-18
2018 Total		7	12-10-18

Table 4 (C): Number and distribution by district of -ve index AFP cases identified as wild positive by contact in EMR, 2018-2019

YEAR	COUNTRY	PROVINCE	DISTRICT	COUNT	First case	Last case
2018	AFG	NANGARHAR	PACHIERAGAM	1	17-07-18	17-07-18
		URUZGAN	SHAHID-E-HASSA	1	08-07-18	08-07-18
	PAK	FATA	BAJOUR	1	01-09-18	01-09-18
		BALUCHISTAN	DUKKI	1	15-04-18	15-04-18
2018 Total				4	15-04-18	01-09-18

World Health Organization – Regional Office for Eastern Mediterranean
AFP SURVEILLANCE

Week 03, ending 20 January 2019

21-Jan-19
Number 1059

Table 5: Laboratory investigation of AFP cases with paralysis onset in 2018 up to Week (52/18) / Ending on : (31/12/2018)

Country	Polio laboratories (ITD / Nucleotide Sequencing (Nucleotide Sequencing performed by EGY, PAK, TUN, CDC and RIVM laboratories))	AFP cases with specimens	Preliminary virus isolation results of AFP cases						Poliovirus intratypic differentiation results #										Indicators				Latest report Date						
			Referred for ITD		NPEV only	Negative	Pending		Type 1			Type 2			Type 3		Discordant pending sequence	NPEV by PCR	Non-EV	Pending ITD	% specimens positive for NPEV*	% AFP cases with culture results within 14 days		% AFP cases with ITD results within 7 days	% AFP cases with ITD results within 45 days of onset**				
			L20B+	L20B+/NPEV			received < / = 14 days	received > 14 days ago	Wild	Sabin	VDPV	Wild	Sabin	VDPV	Wild	Sabin										VDPV			
Afghanistan	RRL Pakistan	3344	227	23	611	2460	23		19	170						156						16%	91%	100%	98%	19/01/2019			
Bahrain	NPL Oman / CDC	31			1	30																3%	100%		52%	14/01/2019			
Djibouti	NPL Kenya / CDC																								09/12/2018				
Egypt***	RRL Egypt	1219	34	6	157	1014	4	4		17	1					18					11%	96%	100%	99%	17/01/2019				
Iran	NPL Iran / CDC	797	17		22	734		24		11	1						1				8	1			2%	100%	100%	99%	19/01/2019
Iraq	RRL Egypt	1027	18		126	852	15	16		11						12						12%	100%	100%	76%	17/01/2019			
Jordan	NPL Jordan / RRL EGYPT	115	4		9	102				3						4						10%	100%	100%	100%	20/01/2019			
Kuwait	RRL Kuwait / RIVM	77	2		6	65		5												2		7%	94%		97%	14/01/2019			
Lebanon	NPL Jordan / RRL EGYPT	92	2		7	81		2								2						9%	100%	100%	67%	20/01/2019			
Libya	RRL Tunisia / RIVM	120	3		11	103	3			1						2						9%	100%	100%	97%	18/01/2019			
Morocco	NPL Morocco / RRL Tunisia	190	2		5	177	4	2								2						3%	93%	0%	95%	18/01/2019			
Oman	NPL Oman / CDC	28			6	22																22%	89%		100%	14/01/2019			
Pakistan	RRL Pakistan	11819	519	58	2392	8695	142	10	10	335						387				12		17%	93%	99%	97%	19/01/2019			
Palestine & UNRWA		43			6	37																14%	56%		100%	13/01/2019			
Qatar	NPL Oman / CDC	9			1	8																11%	88%		100%	14/01/2019			
Saudi Arabia	NPL Saudi Arabia / CDC	249	2		8	227	2	10								2						2%	94%	100%	100%	14/01/2019			
Somalia	NPL Kenya / CDC	352	39	2	34	262	1	14		17			5	6 #		15	7 #				3	11%	15%		100%	13/01/2019			
Sudan	NPL Sudan / RRL Egypt	568	7		52	501		8		5						3					2	10%	96%	100%	88%	30/12/2018			
Syria	NPL Syria / RRL Egypt	360	8		13	326	8	5		3						4						4%	100%	100%	67%	17/01/2019			
Tunisia	RRL Tunisia	71			2	67	2															2%	99%		97%	18/01/2019			
U.A.E	NPL Oman / CDC	41			4	36	1															9%	90%		85%	14/01/2019			
Yemen	NPL Kenya / CDC																									20/01/2019			
Total EMR 2018		20552	884	89	3473	15799	205	100	29	575	2		5	6		615	7	1	22	1	5	14%	92%	99%	97%				
Total EMR 2017		13527	558	50	2219	10038	608	55	15	369	1		4	4		394	3	1	12	1	1	15%	89%	99%	97%				

* Specimens from all sources including non-AFP cases, excluding environmental samples

** This indicator reflects surveillance and laboratory activities

* In 2017, 41 cVDPV2 were isolated from Syria by other Global Polio Laboratories Network (GPLN)
Syria reported a total of 74 cVDPV2 cases in 2017 out of which 8 were identified by positive contacts

Somalia in 2018 so far has a total of 12 cVDPV cases (5 cVDPV2, 6 cVDPV3 & 1 coinfection cVDPV2/cVDPV3)

Table 6: Environmental isolate by year and type

Country	Status	2015	2016	2017	2018	2019
AFG	NEGATIVE	129	183	274	253	
	PENDING					8
	WILD	20	2	42	83	
AFG Total		149	185	316	336	8
EGY	NEGATIVE	495	528	522	539	2
	PENDING					1
	VDPV2	3	1			
EGY Total		498	529	522	540	28
IRN	NEGATIVE				6	54
	PENDING					2
IRN Total				6	54	2
JOR	NEGATIVE		2	32	19	
	PENDING					17
JOR Total			2	32	36	
LEB	NEGATIVE		4	27	11	
	PENDING					34
LEB Total			4	27	45	
PAK	NEGATIVE	347	462	523	533	
	PENDING					1
	WILD	79	59	105	139	3
	WILD & VDPV2	5	3	1		
	VDPV2	8	5	4		
PAK Total		439	529	633	673	29
SOM	NEGATIVE				34	179
	PENDING					2
	VDPV2				2	20
	VDPV3					12
SOM Total				36	213	4
SYR	NEGATIVE				4	95
	PENDING					7
SYR Total				4	102	4
Grand Total		1086	1249	1576	1999	75

Table 7: Environmental Wild/VDPV isolate by site

Country	COUNTRY	Status	PROVINCE	DISTRICT	Count	First date	Last date		
2018	AFG	WILD	HILMAND	LASHKARGAH	12	8-Jan	26-Dec		
			HIRAT	HERAT	1	25-Jun	25-Jun		
			KABUL	KABUL	3	26-Feb	26-Jun		
			KANDAHAR	KANDAHAR	42	8-Jan	26-Dec		
			KHOST	MATUN	1	25-Sep	25-Sep		
			KUNAR	ASADABAD	2	24-Apr	25-Sep		
			NANGARHAR	BEHSUD	3	28-Jan	25-Oct		
			JALALABAD	JALALABAD	19	27-Jan	26-Dec		
	AFG Total				83	8-Jan	26-Dec		
	PAK	WILD	BALOCHISTAN	KABDULLAH	KABDULLAH	2	1-Dec	15-Dec	
				LORALAI	LORALAI	2	17-Mar	17-Aug	
				PISHIN	PISHIN	1	2-Dec	2-Dec	
				QUETTA	QUETTA	13	13-Feb	20-Dec	
				KABDULAH	KABDULAH	6	1-Jan	15-Nov	
				ISLAMABAD	CDA	7	10-Jan	10-Nov	
				PUNJAB	LAHORE	LAHORE	12	11-Jun	18-Dec
					RAWALPINDI	RAWALPINDI	15	10-Jan	14-Dec
					DGKHAN	DGKHAN	2	12-Feb	12-Sep
					HYDERABAD	HYDERABAD	1	9-Feb	9-Feb
					JACOBABAD	JACOBABAD	3	12-Feb	12-Sep
					KAMBAR	KAMBAR	3	7-Apr	9-Jul
					KHIBALDIA	KHIBALDIA	2	1-Aug	4-Sep
					KHIGADAP	KHIGADAP	15	15-Feb	11-Dec
KHIKORANGI					KHIKORANGI	1	14-Dec	14-Dec	
KHILANDHI					KHILANDHI	3	10-Jan	30-Jul	
KHISITE				KHISITE	2	1-Jan	3-Sep		
SUKKUR				SUKKUR	2	8-Feb	9-Nov		
KHILIAQAT				KHILIAQAT	2	7-Mar	7-Nov		
KHISADDAR				KHISADDAR	1	10-Sep	10-Sep		
KHIMALIR				KHIMALIR	1	13-Sep	13-Sep		
FATA				BAJOUR	BAJOUR	5	19-May	25-Oct	
				WAZIR-S	WAZIR-S	2	26-Nov	27-Dec	
	KHBER PAKHTUNKHWA	BANNU	BANNU	4	31-Mar	27-Dec			
KOHAT		KOHAT	5	5-Jan	27-Sep				
MARDAN		MARDAN	2	15-Oct	15-Nov				
NOWSHERA		NOWSHERA	2	18-Sep	18-Oct				
PESHAWAR		PESHAWAR	23	10-Jan	26-Dec				
PAK Total				139	1-Jan	27-Dec			
SOM	VDPV2	BANADIR	HAMAR WEYN	HAMAR WEYN	11	4-Jan	20-Sep		
			HODAN	HODAN	2	22-Feb	4-Oct		
			WABERI	WABERI	7	1-Mar	11-Oct		
	VDPV3	BANADIR	HAMAR WEYN	HAMAR WEYN	6	11-Feb	5-Apr		
			HODAN	HODAN	1	1-Feb	1-Feb		
WABERI	WABERI	5	8-Mar	23-Aug					
SOM Total				32	4-Jan	11-Oct			
2018 Total				254	1-Jan	27-Dec			
2019	PAK	WILD	BALOCHISTAN	KABDULLAH	KABDULLAH	1	1-Jan	1-Jan	
				KHISITE	KHISITE	1	3-Jan	3-Jan	
				KHISADDAR	KHISADDAR	1	7-Jan	7-Jan	
PAK Total				3	1-Jan	7-Jan			
2019 Total				3	1-Jan	7-Jan			

Figure 1: Non Polio AFP Rate and Wild Virus in EMR 01/01/2018 - 31/12/2018

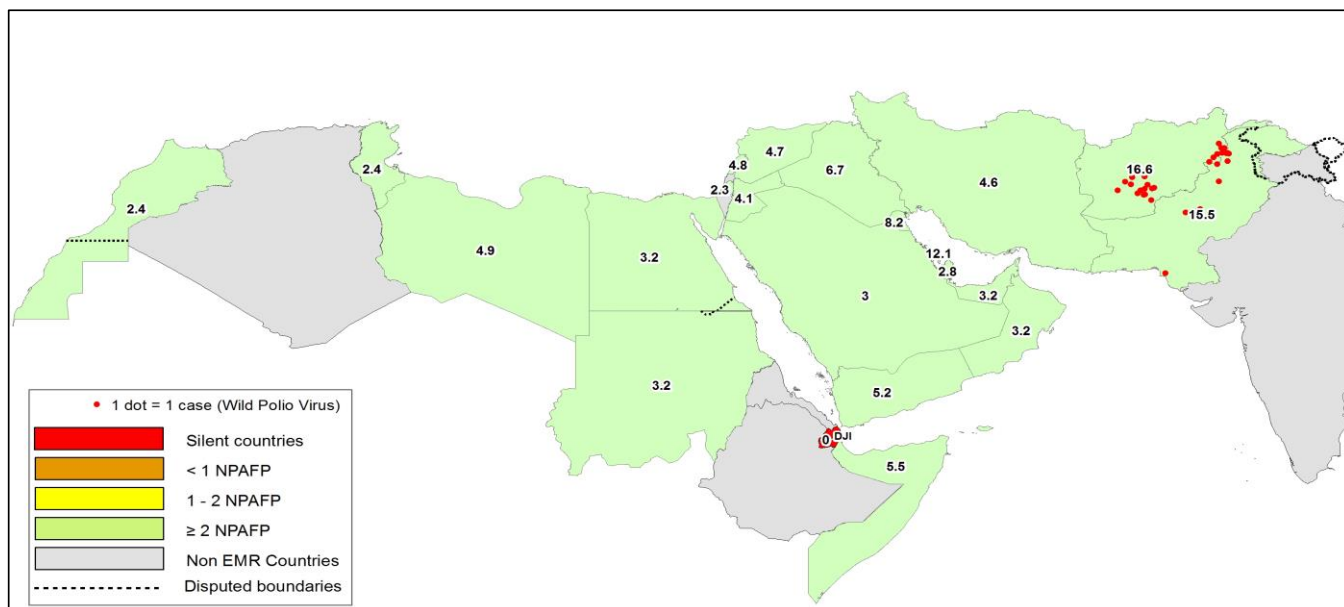


Figure 2: Percent of AFP cases with Adequate Samples & Compatible Cases in EMR 01/01/2018 - 31/12/2018

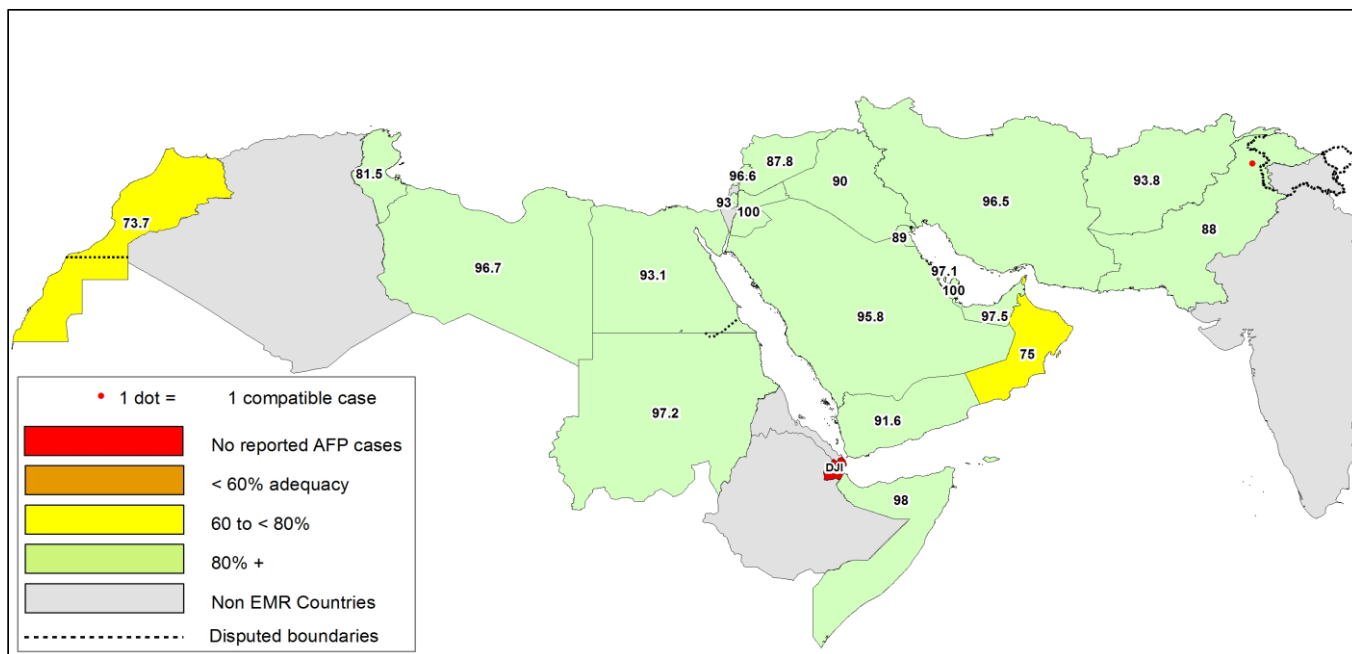


Table 8: Wild polio cases by country and date of onset of paralysis in EMR, 2018 - 2019

Year	COUNTRY	Count	First Case	Last Case
2018	AFG	21	01-01-18	06-11-18
	PAK	12	08-03-18	31-12-18
2018 Total		33	01-01-18	31-12-18

Last reported wild Polio P3 from Pakistan with date of onset 18/04/2012

Figure 3: Non Polio AFP rate by Province in Afghanistan & by District in Pakistan 01/01/2018 - 31/12/2018

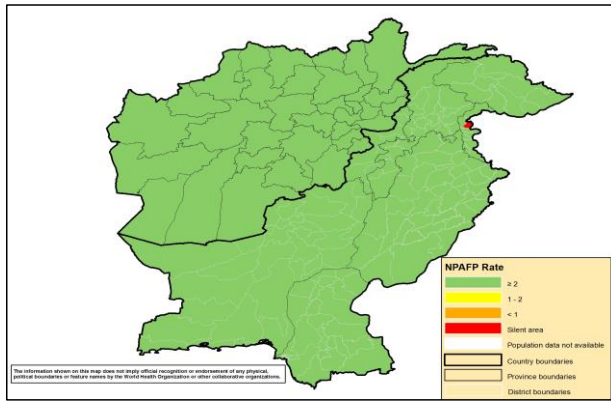


Figure 4: Percent of AFP cases with Adequate Samples in Afghanistan by Province & Pakistan by District 01/01/2018 - 31/12/2018

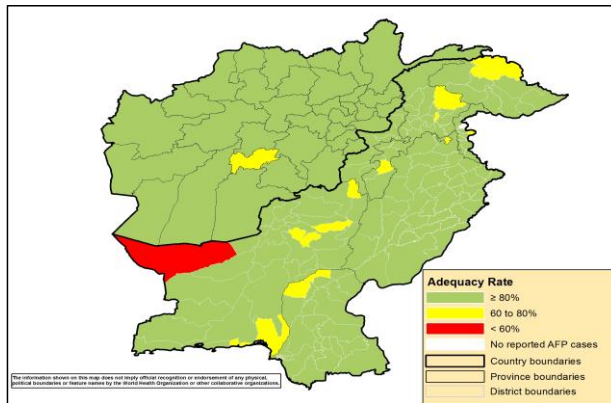
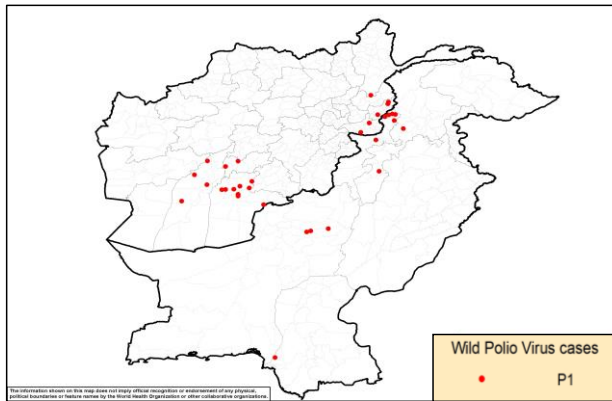


Figure 5: Wild Virus Cases by Type & District in Afghanistan & Pakistan 01/01/2018 - 31/12/2018



World Health Organization – Regional Office for Eastern Mediterranean
AFP SURVEILLANCE
Week 03, ending 20 January 2019

21-Jan-19
Number 1059

Table 9: Wild Polio cases by district and date of onset of paralysis, Afghanistan 2018-2019

ONSETYR	PROVINCE	DISTRICT	Count	First case	Last case
2018	HILMAND	NAWZAD	3	1-Sep-18	6-Nov-18
		NAD-E-ALI	1	1-Jun-18	1-Jun-18
	URUZGAN	SHAHID-E-HASSAS	2	8-Jul-18	9-Oct-18
	NURISTAN	PORUNS	1	26-Sep-18	26-Sep-18
	KANDAHAR	MAYWAND	1	24-Sep-18	24-Sep-18
		KANDAHAR	2	11-Aug-18	27-Aug-18
		ARGHANDAB (K)	1	17-Jul-18	17-Jul-18
		SHAHWALIKOT	3	5-Jan-18	27-Apr-18
		KHAKREZ	1	25-Feb-18	25-Feb-18
		SPINBOLDAK	1	6-Jan-18	6-Jan-18
	NANGARHAR	PACHIERAGAM	1	17-Jul-18	17-Jul-18
		KAMA	1	1-Jan-18	1-Jan-18
	KUNAR	CHAWKAY	1	22-Jun-18	22-Jun-18
		GHAZIABAD	2	14-Feb-18	3-Mar-18
2018 Total			21	1-Jan-18	6-Nov-18

Table 10: Wild Polio cases by district and date of onset of paralysis, Pakistan 2018-2019

ONSETYR	PROVINCE	DISTRICT	Count	First case	Last case
2018	FATA	BAJOUR	5	1-Sep-18	31-Dec-18
		KHYBER	1	25-Sep-18	25-Sep-18
	KHYBER PAKHTOON	LAKKIMRWT	1	16-Dec-18	16-Dec-18
		CHARSADA	1	1-Aug-18	1-Aug-18
	SINDH	KHIGADAP	1	22-Sep-18	22-Sep-18
	BALUCHISTAN	DUKKI	3	8-Mar-18	18-May-18
2018 Total			12	8-Mar-18	31-Dec-18

Table 11: Circulating VDPV cases and date of onset of paralysis in EMR countries by districts 2018-2019

Year	COUNTRY	PROVINCE	DISTRICT	cVDPV2			cVDPV3		
				Count	First Case	Last Case	Count	First Case	Last Case
2018	SOM	LOWER JUBA	Jamaame West	1	02-Sep-18	02-Sep-18			
			KISMAYO	2	29-Jul-18	30-Jul-18	2	24-Jul-18	27-Jul-18
		MIDDLE SHABELLE	RUNINGOD				1	07-Sep-18	07-Sep-18
			MAHADAY WARSHEIKH				1	29-Jun-18	29-Jun-18
		BANADIR	DANYILE	1	10-Jul-18	10-Jul-18			
		HIRAN	BULO BURTI	1	11-May-18	11-May-18	1	11-May-18	11-May-18
		GEDO	DOLO	1	26-May-18	26-May-18			
SOM Total				6	11-May-18	2-Sep-18	7	11-May-18	7-Sep-18
2018 Total				6	11-May-18	2-Sep-18	7	11-May-18	7-Sep-18

Somalia in 2018 so far has a total of 12 cVDPV cases (5 cVDPV2, 6 cVDPV3 & 1 coinfection cVDPV2/cVDPV3)

Figure 6: Somalia cVDPV cases by type and district 01/01/2018 - 20/01/2019

