

West Bank Health Access

Oct 2023 - Dec 2024

Patient and companion permit applications (Oct 2023 - Dec 2024)



67,116
Patient permit applications



44% pending or denied

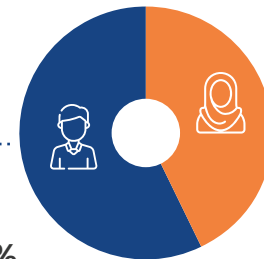
13%
Elderly (>60yo) permit applications

16%
Child (<18yo) permit Applications

45%
Female permit applications



71%
Adult (18-60yo) permit Applications



55%
Male permit Applications

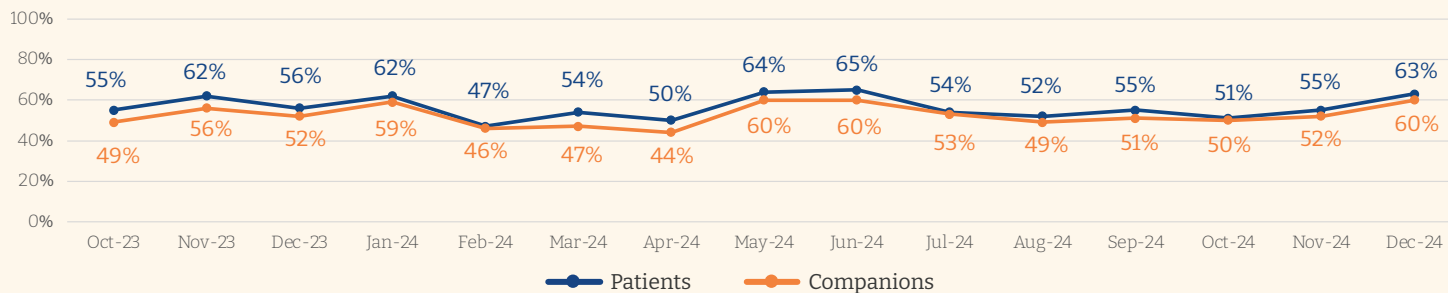


61,914
Companion permit applications

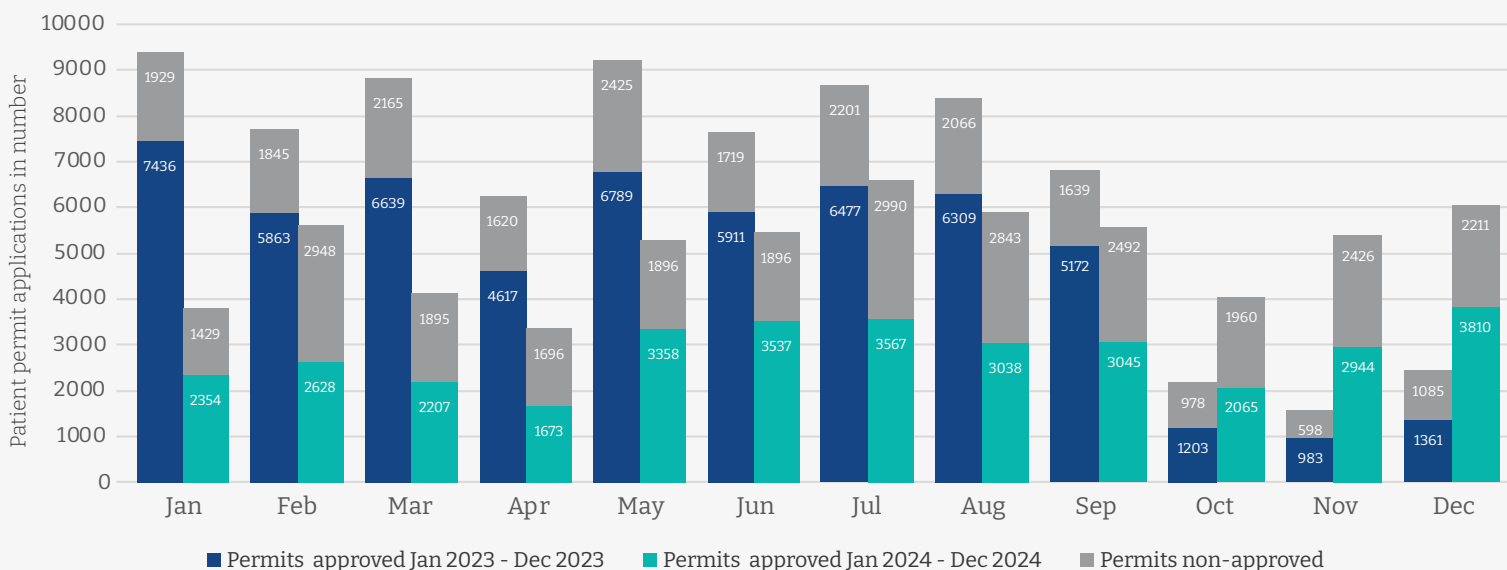


47% pending or denied

Approval rate for patient and companion permits by month



Comparison of the patient permit applications (Jan 2023-Dec 2023) and (Jan 2024-Dec 2024)



34% Decrease in patient permit applications
19% Decrease in applications approvals



47% Decrease in companion permit applications
20% Decrease in applications approvals