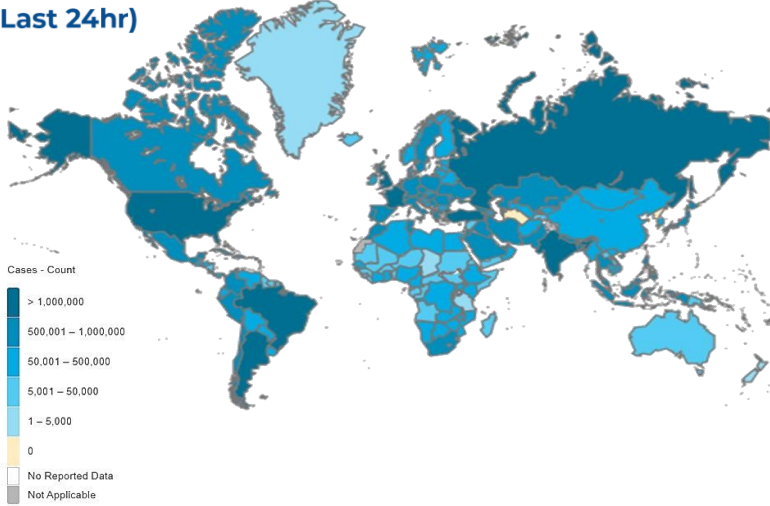
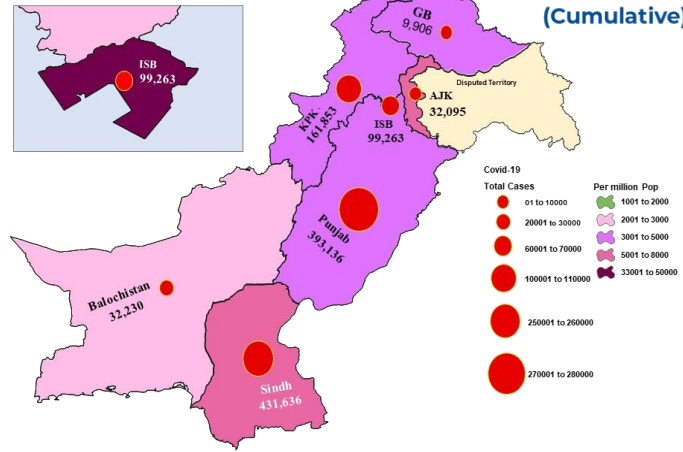




GLOBAL UPDATES (Last 24hr)



PAKISTAN COVID-19 SNAPSHOT (Cumulative)



588,552 Confirmed	7,698 Deaths	25.72% Daily Changes	-6.55% Daily Changes	5,019,907,027 Vaccine doses	17,191,428 Suspected	17,756,332 Tests	1,160,119 Confirmed
1,039,758 Recovered	94,573 Active	25,788 Deaths					

PAKISTAN SNAPSHOT (LAST 24hr)

53,746 Suspected	52,112 Tests	3,838 Confirmed	2,837 Recovered	5,542 Critical	118 Deaths
----------------------------	------------------------	---------------------------	---------------------------	--------------------------	----------------------

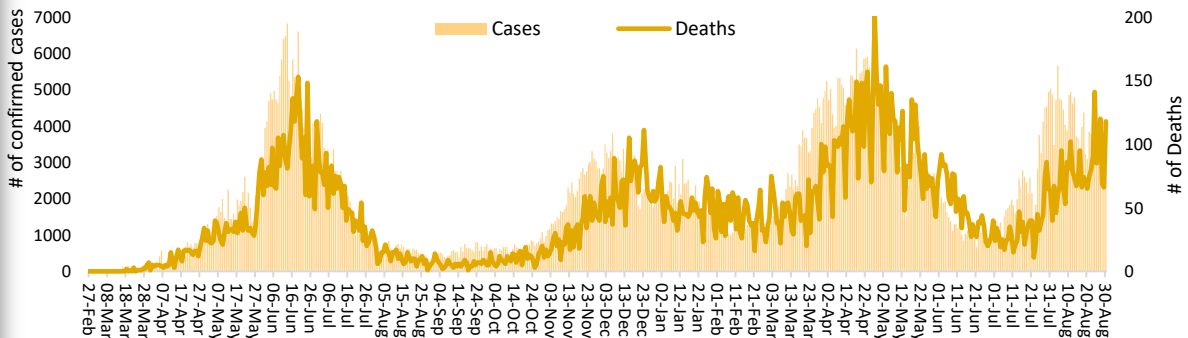
PAKISTAN VACCINE STATS
As of 30th August 2021

First Dose
41,477,587
Last 24 hrs:
831,226

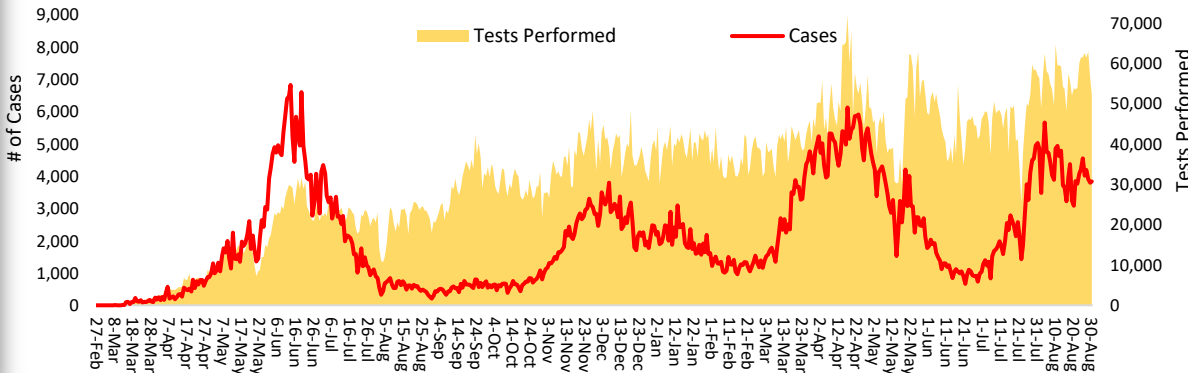
Fully Vaccinated
16,171,867
Last 24 hrs:
494,123

Total Doses
Administrated
53,314,628
Last 24 hrs:
1,266,215

Daily Incidence and Death Rate (From 27 Feb 2020 to till date)



Daily Confirmed cases and Lab. Tests (From 27 Feb 2020 to till date)



FUNDS

Funds Requested: 34 Million USD
Gaps: 14.98 million USD

WHO appreciates the contribution of donors (FCDO, BMGF, DFATD Canada, JICA, UNOCHA, ECHO, South Korea, Czech Republic and Germany) to support Government of Pakistan towards, COVID-19 through WHO Pakistan



The Ministry of National Health Services Regulations & Coordination (MONHSR&C) in collaboration with World Health Organization Pakistan and other partners conducted a national consultative workshop on the development of Lady Health Worker's (LHW) strategic plan (2022-27) at Pearl Continental Hotel, Bhurban from 23rd to 26th August 2021. The Inaugural session was graced by the Deputy Director Programs, MoNHSR&C Dr Atiya Aabroo and the Health Planning, Systems Strengthening, and Information Analysis Unit (HPSIU) representative Dr Safi Malik. Representatives from Provincial departments of health and UN agencies (UNICEF and UNFPA) participated in the consultative meeting.

Dr Atiya thanked WHO and partners for the technical and financial support in the development of the LHW strategic plan (2022-27).

Positivity Rate by Major Cities/Districts

Districts	Daily Trend	Test Conducted (Last 24hrs)	Positive Cases (Last 24hrs)	Positivity Rate (%)
Abbottabad		172	2	1.2%
Swat		158	6	3.8%
Peshawar		1318	177	13.4%
Faisalabad		1191	83	7.0%
Gujernawala		1099	46	4.2%
Gujrat		707	32	4.5%
Lahore		8131	838	10.3%
Multan		1456	59	4.1%
Rawalpindi		1965	181	9.2%
Islamabad		4701	312	6.6%
Karachi		4014	535	13.3%
Hyderabad		881	133	15.1%
Mirpur		161	24	14.9%
Muzaffarabad		67	8	11.9%

Summary Table by Province

Provinces	Lab Status				Stable	Hospitalized			Home Isolation	Total Recovered	Total Deaths
	Tested		Positive			Oxygen		On Vent.			
	Last 24hrs	Total (PCR+RA)	Last 24hrs	Total		On low flow	On High flow				
AJK	662	277,461	107	32,095	05	26	48	00	2,901	28,418	697
Balochistan	922	402,232	30	32,230	09	00	05	00	464	31,414	338
GB	719	173,858	36	9,906	02	18	24	00	389	9,300	173
Islamabad	4,701	1,898,922	312	99,263	16	130	219	48	5,562	92,422	866
KP	8,547	2,658,179	472	161,853	00	612	954	55	6,291	148,978	4,963
Punjab	22,917	6,795,030	1,839	393,136	376	819	1,361	356	22,892	355,456	11,876
Sindh	13,644	5,550,650	1,042	431,636	146	240	548	79	49,978	373,770	6,875

Summary Table (Major Cities /Districts)

Districts	Hospitalized				Home or elsewhere Isolation
	Stable	On low flow oxygen	On High flow oxygen	On Vent	
Mirpur	02	04	12	00	298
Muzaffarabad	00	04	11	00	340
Quetta	00	00	05	00	204
Gilgit	00	11	15	00	90
Islamabad	16	130	219	48	5,562
Abbottabad	00	90	98	00	309
Peshawar	00	44	416	45	1,575
Swat	00	00	64	00	226
Bahawalpur	00	80	66	07	03
Faisalabad	00	17	85	15	23
Gujranwala	18	32	319	08	2,512
Lahore	00	04	88	10	02
Multan	63	70	348	181	2,432
Rawalpindi	01	179	30	76	1,024
Hyderabad	05	69	167	32	138
Karachi	04	35	31	01	3,998

Contact Details

Dr Palitha Mahipala
 WHO Representative
 WHO Country Office
 Islamabad - Pakistan
 Tel: +92 51 9255183
 Email: mahipalap@who.int

Dr Michael Lukwiya
 Incident Manager
 WHO Country Office
 Islamabad - Pakistan
 Tel: +92 51 9255184
 Email: lukwiyam@who.int