



SITUATION REPORT

COVID-19 PAKISTAN

Daily COVID-19 Pakistan Updates

(Last 24hrs)



28,095
Suspected



32,031
Tests Conducted



747
Confirmed



541
Recovered



467
Current Critical



05
Deaths

Daily COVID-19 Global Updates

(Last 24hrs)



222,748
Confirmed Cases



-20.05%
Daily Change



3,694
Deaths



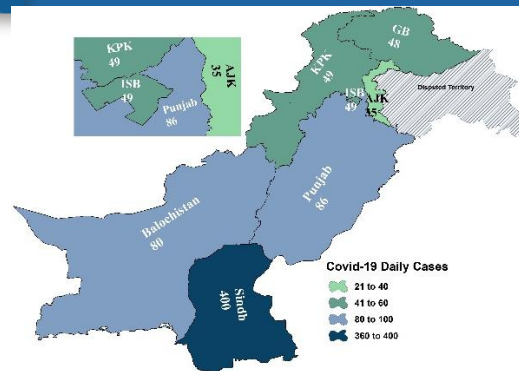
-27.10%
Daily Change

Source: <https://covid19.who.int>
As of 30th September 2020, at 02PM

Executive Summary

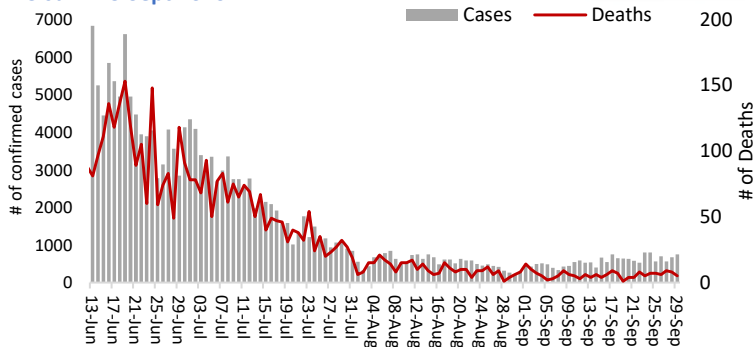
Pakistan reported **747** new cases of COVID-19 on **29 September 2020**. The total number of cases notified since the beginning of the outbreak is **312,263** with **6,479** deaths (CFR: **2.07%**). Out of the total **8,903** currently active cases, **687** cases are hospitalized, out of which **467 (67.98%)** are in critical condition. **8,216** COVID-19 positive cases are at designated isolation facilities or in-home isolation. A total of **296,881 (95.07%)** have recovered and discharged.

Daily Incidence by Province



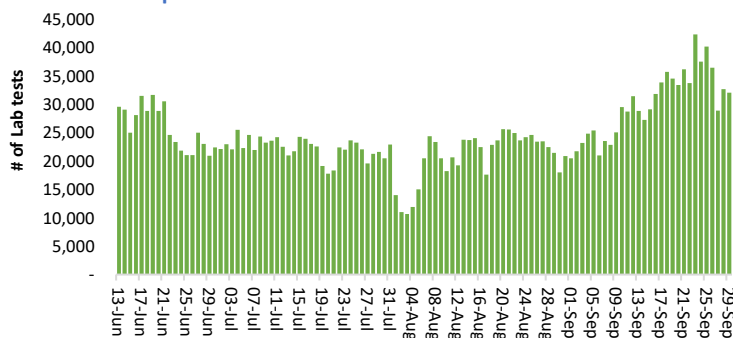
Daily Incidence/Mortality

13-Jun - 29 Sept 2020

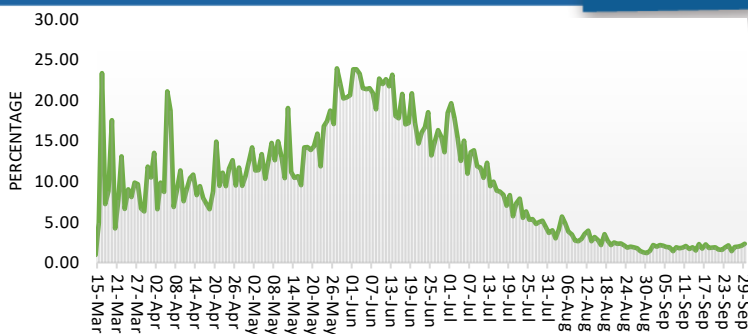


Daily Lab Test conducted

13-Jun to 29-Sep 2020

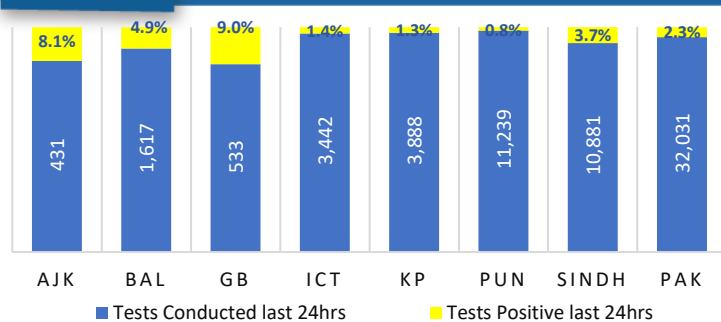


Daily COVID-19 Positivity Rate



COVID-19 Positivity rates by Province

(Last 24hrs)



Funds

Funds Requested: 21,5 Million USD
Gaps: 9.73 Million USD

WHO appreciates the contribution of donors (DFID, BMGF, DFATD Canada, JICA, UNOCHA, ECHO, South Korea, Czech Republic and Germany) to support Government of Pakistan respond to COVID-19 through WHO Pakistan.

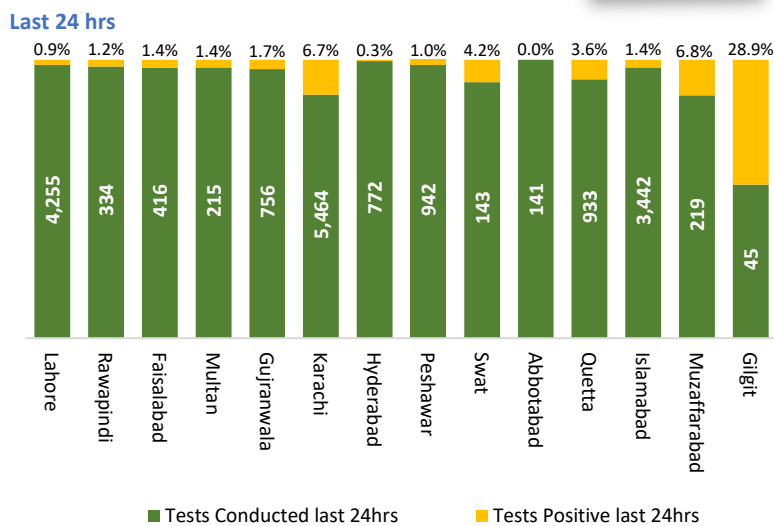
Meetings & Coordination

Yesterday, 29th September 2020 WHO Pakistan in collaboration with Provincial department of health Punjab conducted provincial microplanning training for district managers at Hotel Luxus Grand, Lahore. The objective of the training was to build capacity of the District Health Officers, Deputy DHOs and District superintendent vaccination from the districts of Lahore, Gujranwala, Sialkot and Jhang on microplanning for Typhoid Conjugate Vaccine (TCV) SIA's 2021.

The methodology of the training included group work on microplanning pools. Lastly, participants developed plan for further training at district and town level.



Positivity rates by Major Cities /Districts



Summary Table by Major Cities/districts

Districts	Hospitalized				Home or elsewhere Isolation
	Stable	On low flow oxygen	On High flow oxygen	On Vent.	
Lahore	5	7	40	13	176
Rawalpindi	4	19	17	6	3
Faisalabad	3	2	9	3	7
Multan	1	0	1	16	28
Gujranwala	1	1	27	0	156
Karachi	10	41	88	37	1577
Hyderabad	3	6	0	-	101
Peshawar	0	1	11	02	121
Swat	0	0	0	00	50
Abbottabad	2	4	0	00	53
Quetta	8	10	1	00	811
Islamabad	19	22	5	10	478

Summary Table by Province

Provinces	Lab Status		Hospitalized				Home or elsewhere Isolation	Recovered	Deaths
	Tested	Positive	Stable	On low flow Oxygen	On High flow Oxygen	On Vent.			
AJK	42,227	2,698	20	04	01	00	251	2,348	74
Balochistan	99,455	15,257	08	10	01	00	1,315	13,778	145
GB	33,342	3,778	27	22	05	01	324	3,311	88
Islamabad	363,205	16,581	19	22	05	10	478	15,865	182
KP	368,923	37,776	04	10	12	05	493	35,993	1,259
Punjab	1,251,946	99,378	34	46	101	40	1,474	95,449	2,234
Sindh	1,352,139	136,795	108	47	88	37	3,881	130,137	2,497
Total	3,511,237	312,263	220	161	213	93	8,216	296,881	6,479

Source: Ministry of national health Services, regulations and coordination, National emergency operation center

Contact Details

Dr Palitha Mahipala
WHO Representative
WHO Country Office
Islamabad – Pakistan
Tel: +92 51 9255183
ail: mahipalap@who.int

Dr Michael Lukwiyi
Incident Manager
WHO Country Office
Islamabad - Pakistan
Tel: +92 51 9255184
Email: lukwiyam@who.int