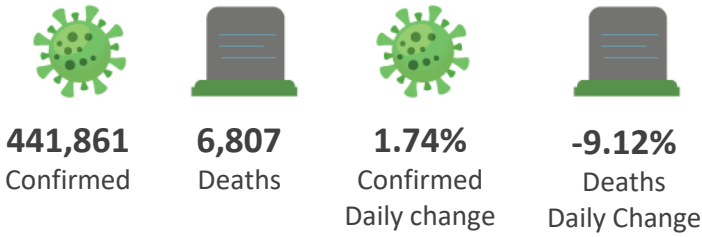
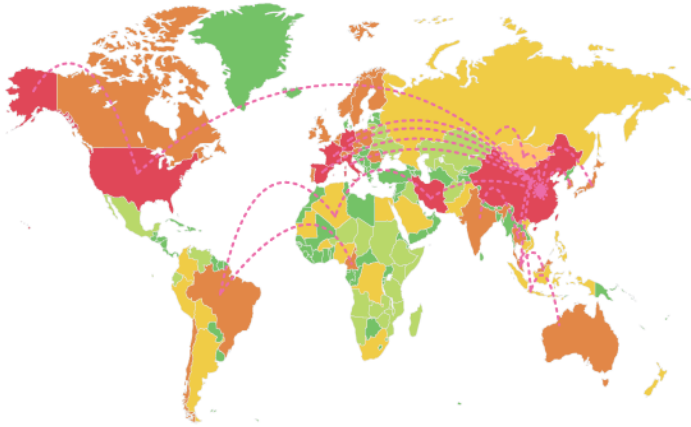


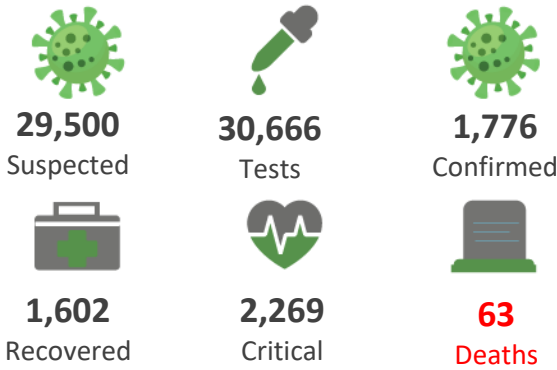


## COVID-19 SITUATION REPORT

### GLOBAL UPDATES (Last 24hr)

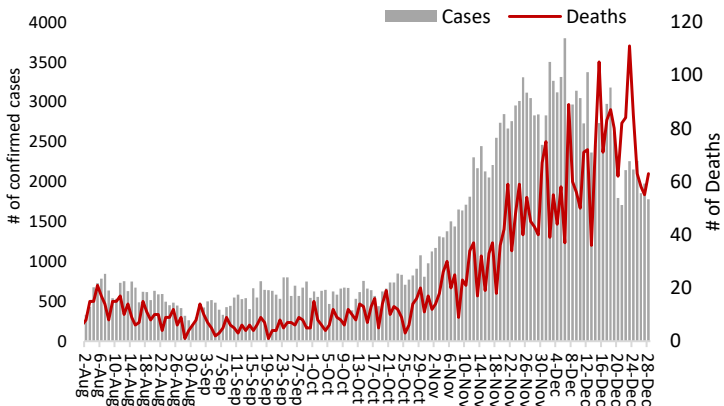


### PAKISTAN UPDATES (Last 24hr)

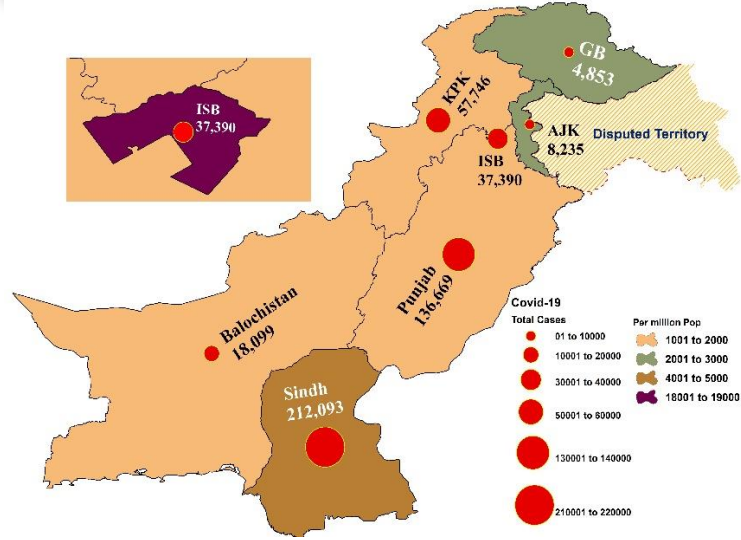


### INCIDENCE & DEATHS BY DATE

01-Aug - 28-Dec 2020



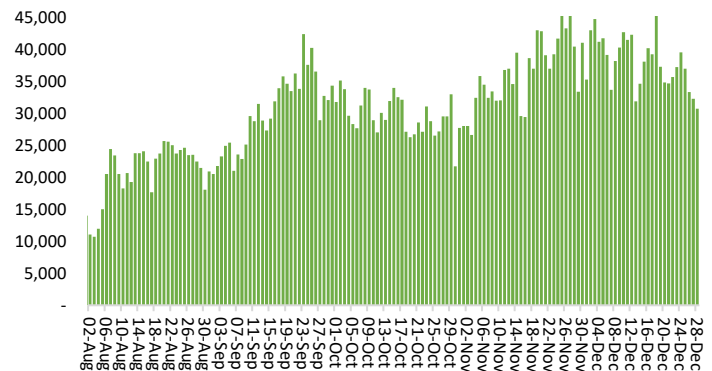
### TOTAL CASES & CASES PER MILLION POP.



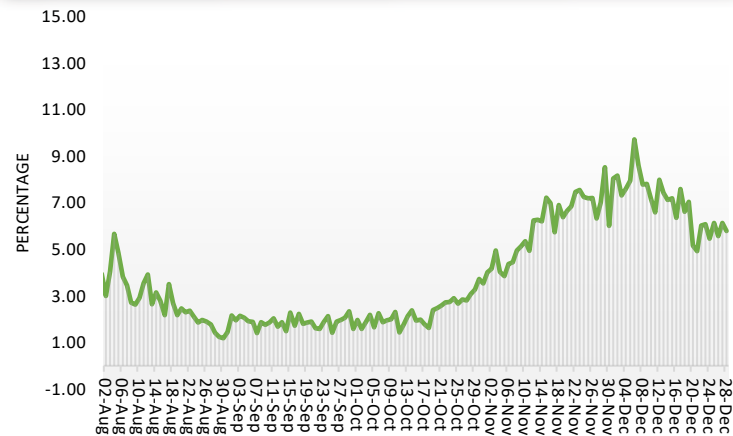
Pakistan reported **1,776** new cases of COVID-19 on **28 December 2020**. The total number of cases notified since the beginning of the outbreak is **475,085** with **9,992** deaths (**CFR: 2.10%**). Out of the total **39,599** currently active cases **2,756** cases are hospitalized.

### LAB TEST (PCR + RA) CONDUCTED BY DATE

02-Aug - 28-Dec 2020



### POSITIVITY RATE BY DATE



### Funds

Funds Requested: 34 Million USD  
Gaps: 14.98 Million USD

WHO appreciates the contribution of donors (DFID, BMGF, DFATD Canada, JICA, UNOCHA, ECHO, South Korea, Czech Republic and Germany) to support Government of Pakistan towards COVID-19 through WHO Pakistan.



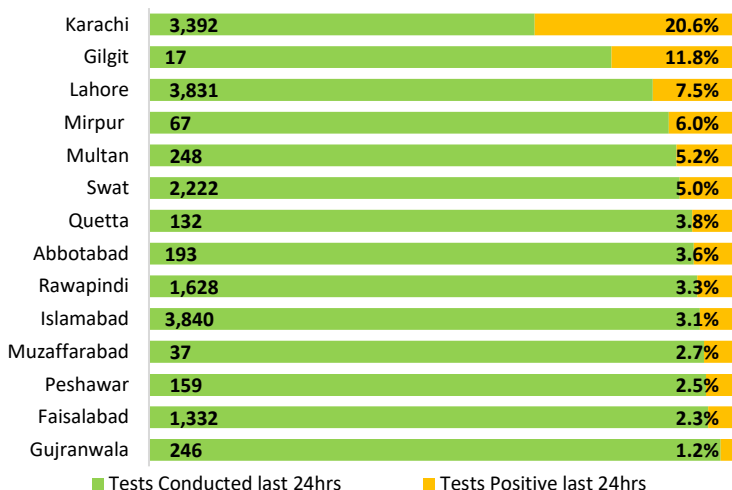
## MEETINGS & COORDINATION

Enhanced Outreach Activity (EOA) Phase XIV is currently underway in 27 districts of Sindh Province. As of 28 December 2020 (day 9) of the activity in Karachi, Hyderabad and Mirpurkhas and day 3 for Shaheed Benazirabad, Larkana and Sukkur Division; a total of 303,014 children were immunized and 36,571 women were vaccinated for Tetanus Toxoid(TT).

The goal of the Enhanced Outreach Activity is to provide immunization coverage for children who went unvaccinated due to the COVID-19 pandemic in 2020. It is an initiative taken by World Health Organization Pakistan to support the provincial department of health.

## POSITIVITY RATE BY MAJOR CITIES/DISTRICTS

Last 24 hrs



## SUMMARY TABLE (MAJOR CITIES/DISTRICTS)

Districts	Hospitalized				Home or elsewhere Isolation
	Stable	On low flow oxygen	On High flow oxygen	On Vent	
Lahore	223	48	116	79	3,055
Rawalpindi	41	75	71	09	661
Faisalabad	06	08	58	01	247
Multan	07	73	31	35	258
Gujranwala	00	00	03	00	66
Karachi	79	141	415	72	18,719
Hyderabad	01	11	03	00	767
Peshawar	00	24	06	00	189
Swat	00	61	294	36	1,374
Abbottabad	00	01	17	00	68
Quetta	00	00	06	00	109
Islamabad	22	84	100	34	4,185
Muzaffarabad	00	01	02	00	64
Gilgit	00	04	00	00	04

## SUMMARY TABLE BY PROVINCE

Provinces	Lab Status				Hospitalized				Home Isolation	Recovered	Deaths
	Tested		Positive		Stable	Oxygen		On Vent.			
	Last 24hrs	Total (PCR+RA)	Last 24hrs	Total		On low flow	On High flow				
AJK	249	97,935	20	8,235	09	08	24	00	445	7,530	219
Balochistan	219	159,438	17	18,099	00	00	06	00	255	17,656	182
GB	245	65,330	03	4,853	00	04	00	00	51	4,696	101
Islamabad	3,840	810,380	118	37,390	22	84	100	34	4,185	32,553	412
KP	4,219	754,124	279	57,746	00	166	375	40	3,493	52,056	1,617
Punjab	12,574	2,411,538	522	136,669	380	280	323	159	8,926	122,652	3,959
Sindh	9,320	2,321,238	817	212,093	86	157	427	72	19,488	188,351	3,502

### Contact Details

#### Dr Palitha Mahipala

WHO Representative  
WHO Country Office  
Islamabad – Pakistan  
Tel: +92 51 9255183  
Email: mahipalap@who.int

#### Dr Michael Lukwiya

Incident Manager  
WHO Country Office  
Islamabad - Pakistan  
Tel: +92 51 9255184  
Email: lukwiyam@who.int