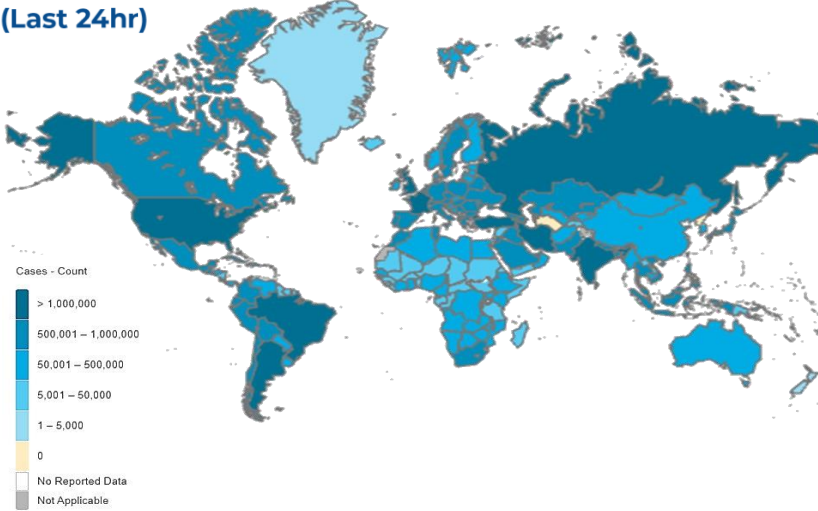
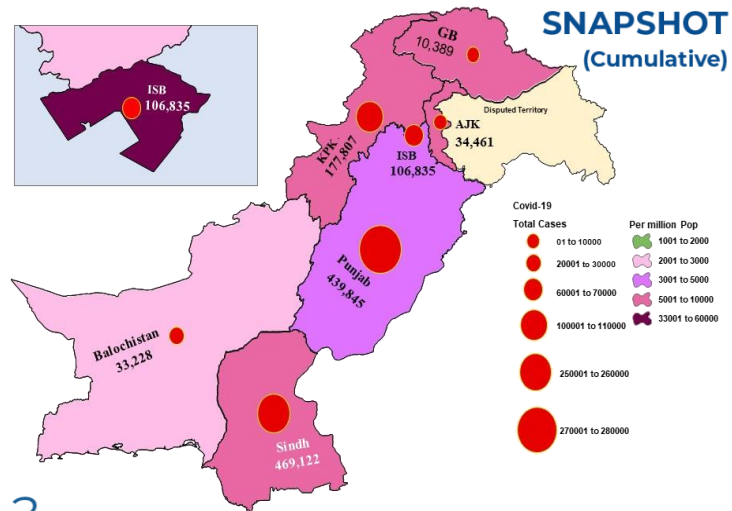




GLOBAL UPDATES (Last 24hr)



PAKISTAN COVID-19 SNAPSHOT (Cumulative)



495,418 Confirmed	8,722 Deaths	4.24% Daily Changes	19.43% Daily Changes	6,655,399,359 Vaccine doses	20,083,534 Suspected	20,705,288 Tests	1,271,687 Confirmed
1,220,105 Recovered	23,151 Active	28,431 Deaths					

As on 20th October 2021

PAKISTAN SNAPSHOT (LAST 24hr)

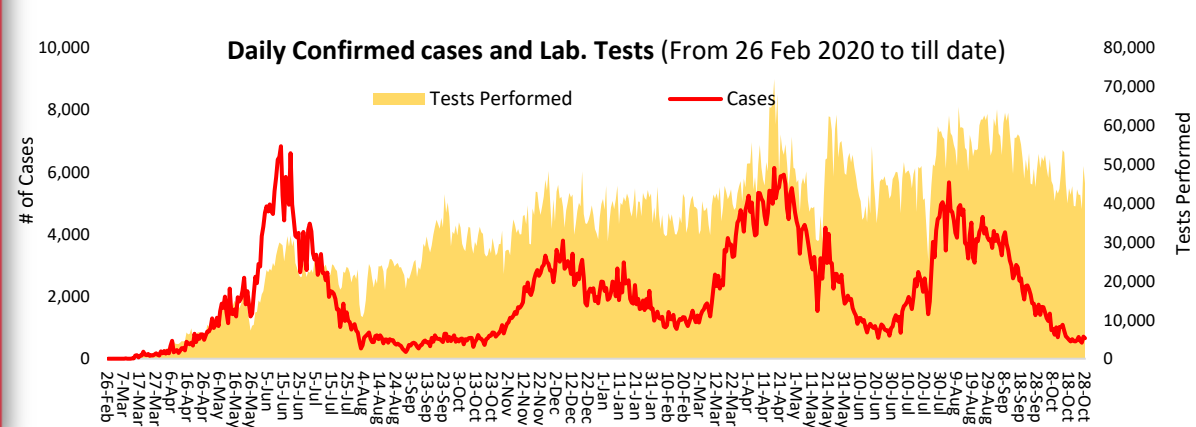
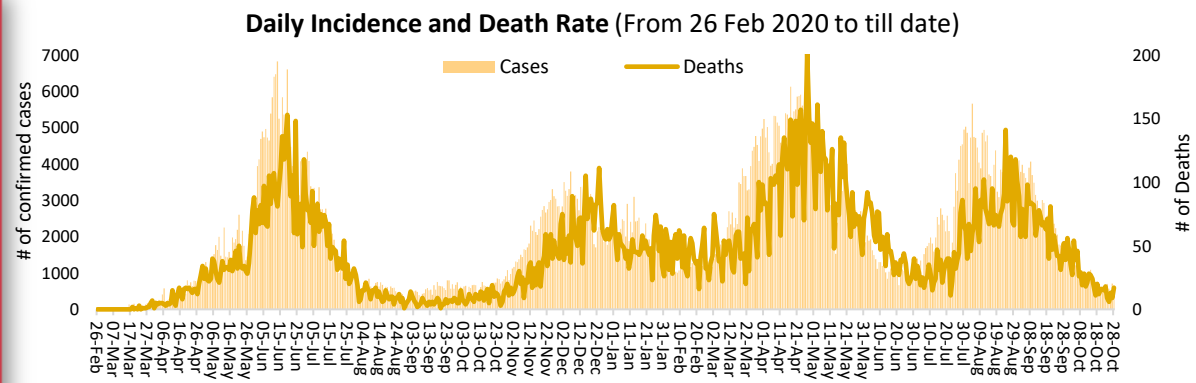
44,880 Suspected	45,093 Tests	659 Confirmed	9,31 Recovered	1,395 Critical	17 Deaths
----------------------------	------------------------	-------------------------	--------------------------	--------------------------	---------------------

PAKISTAN VACCINE STATS

First Dose
70,139,040
Last 24 hrs:
415,562

Fully Vaccinated
40,016,932
Last 24 hrs:
373,474

Total Doses Administrated
103,514,198
Last 24 hrs:
754,680



Meetings & Coordination



On 28th October 2021, World Health Organization Pakistan in collaboration with Pakistan Institute of Medical Sciences (PIMS) Hospital, Islamabad conducted the “Wear Mask, Protect Pakistan” campaign. The campaign was presided over by the WHO Country Representative Pakistan, Dr Palitha Mahipala. The WR was received by the Hospital Director, Dr Ejaz Qadeer. The WHO/WHE team lead Dr Michael Lukwiya and WHO Staff participated in the event.

As part of the day’s activities, Dr Palitha and team distributed masks and IEC material among the patients, their next of kin and staff of PIMS. Dr. Palitha encouraged all individuals to comply with public health measures. He handed over a donation of face masks and IEC material to the Director PIMS Hospital. Dr Ejaz appreciated the support of WHO Pakistan in strengthening implementation of public health measures at PIMS through the donation and health education.

Positivity Rate by Major Cities/Districts

Districts	Daily Trend	Test Conducted (Last 24hrs)	Positive Cases (Last 24hrs)	Positivity Rate (%)
Abbottabad		122	0	0.0%
Swat		827	3	0.4%
Peshawar		1542	30	1.9%
Faisalabad		830	20	2.4%
Gujranawala		1032	4	0.4%
Gujrat		55	2	3.6%
Lahore		3367	82	2.4%
Multan		1182	12	1.0%
Rawalpindi		1498	4	0.3%
Islamabad		3546	22	0.6%
Karachi		3489	66	1.9%
Hyderabad		1328	57	4.3%
Mirpur		51	4	7.8%
Muzaffarabad		53	0	0.0%

Summary Table (Major Cities /Districts)

Districts	Hospitalized				Home or elsewhere Isolation
	Stable	On low flow oxygen	On High flow oxygen	On Vent	
Mirpur	01	00	02	00	19
Muzaffarabad	01	00	01	00	11
Quetta	00	00	02	00	58
Gilgit	00	09	00	00	03
Islamabad	00	28	45	08	237
Abbottabad	00	03	05	00	35
Peshawar	00	24	94	20	392
Swat	00	01	16	02	01
Bahawalpur	00	06	07	04	549
Faisalabad	00	14	74	03	2,512
Gujranwala	00	05	02	02	21
Lahore	11	32	127	60	2,432
Multan	00	64	06	31	1,024
Rawalpindi	71	05	22	03	2,143
Hyderabad	00	04	06	01	1,650
Karachi	01	83	82	10	7,556

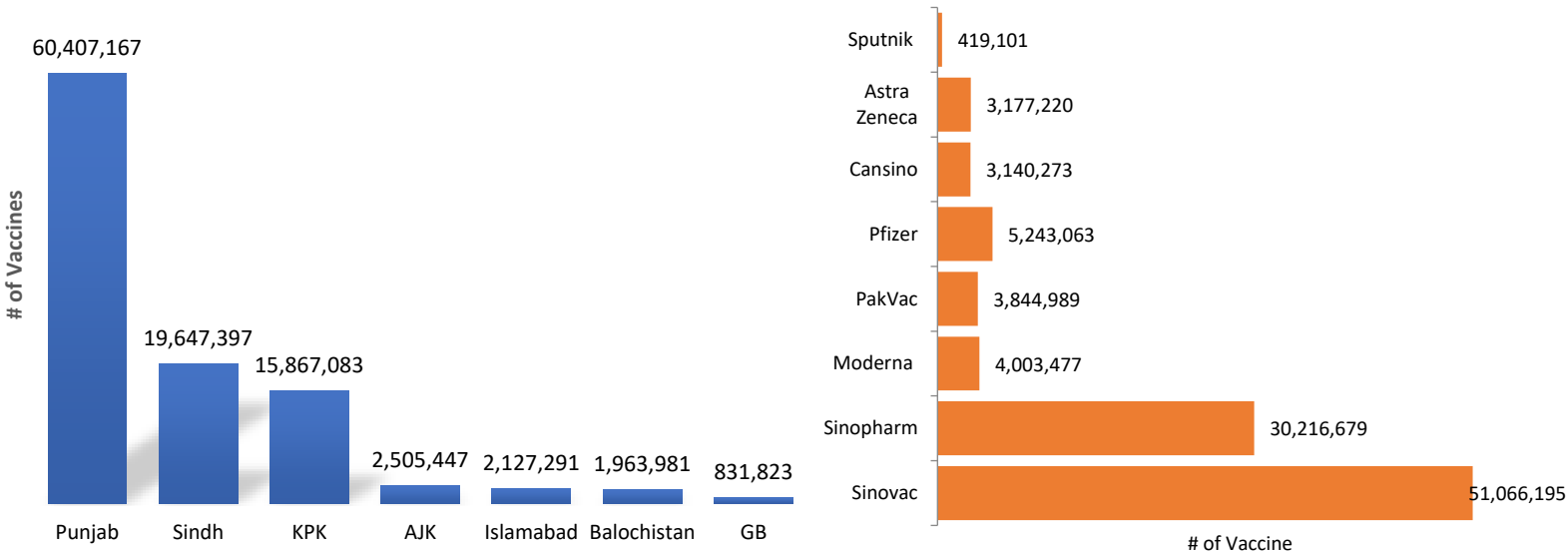
Summary Table by Province

Provinces	Lab Status				Hospitalized				Home Isolation	Total Recovered	Total Deaths
	Tested		Positive		Stable	Oxygen		On Vent.			
	Last 24hrs	Total (PCR+RA)	Last 24hrs	Total		On low flow	On High flow				
AJK	322	315,078	06	34,461	03	00	05	00	73	33,640	740
Balochistan	526	456,824	08	33,228	00	00	02	00	95	32,775	356
GB	391	202,398	01	10,389	00	09	00	00	43	10,151	186
Islamabad	3,546	2,141,676	22	106,835	00	28	45	08	237	105,578	939
KP	10,357	3,269,043	84	177,807	00	81	225	22	1,788	169,953	5,738
Punjab	16,220	7,885,825	192	439,845	00	251	370	131	7,177	419,007	12,909
Sindh	13,731	6,434,444	346	469,122	28	96	111	11	12,312	449,001	7,563

SARI/ILI surveillance summary, Week-42, 2021 (229 Sentinel Sites)

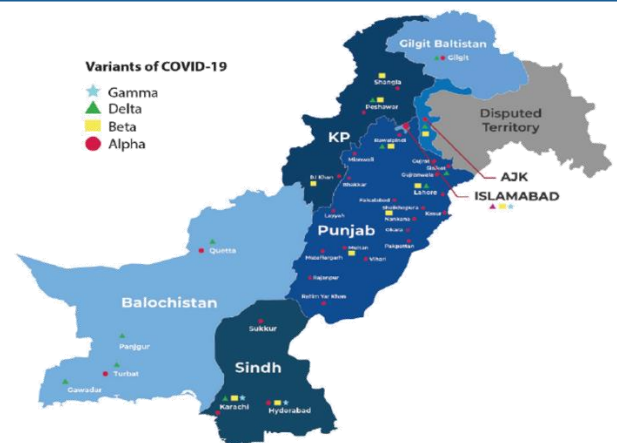
Province	SARI Cases					ILI Cases					Contact Tracing					Sentinel Sites			Bed Occupancy		
	Week-42					Week-42					Week-42					Week-42			Week-42		
	SARI Reported	Tested		Lab Positive		ILI Reported	Tested		Lab Positive		Contact Identified	Contact Lab Tested		Contact Lab Positive		Total Sentinel Sites	Sites Reported		Total Allocated Beds	Occupied Beds	
		No	%	No	%		No	%	No	%		No	%	No	%		No	%		No	%
Islamabad	56	56	100	1	1.8	268	145	54.1	2	1.4	10	7	70.0	1	14.3	7	7	100	657	101	15.4
Punjab	1257	1257	100.0	44	3.5	3257	2885	82.4	60	2.2	2881	2876	99.8	56	1.9	50	50	100	5027	505	10.0
Sindh	655	650	99.2	102	15.7	1983	1290	65.1	124	9.6	3572	2934	82.1	322	11.0	65	65	100	3823	984	26.6
KP	462	462	100.0	119	25.8	3866	3809	98.5	172	4.5	2915	2878	98.7	56	1.9	30	30	100	1740	339	19.5
Balochistan	130	105	80.8	9	8.6	945	367	38.8	11	3.0	391	322	82.4	7	2.2	44	42	95.5	302	56	18.5
AJK	111	111	100.0	11	9.9	548	371	67.7	16	4.3	193	193	100.0	7	3.6	20	20	100.0	724	109	15.1
GB	18	17	94.4	0	0.0	108	62	57.4	1	1.6	6	6	100.0	0	0.0	13	13	100.0	51	2	3.9
Total	2889	2658	98.8	286	10.8	10975	8729	79.5	386	4.4	9968	9216	92.5	449	4.9	229	227	99.1	12124	2076	17.1

COVID-19 Vaccination status by province and vaccine doses



COVID-19 sequenced genomes

Province	Wild Type	ALPHA	BETA	GAMMA	DELTA	Total
Punjab	46	371	16	1	345	779
Sindh	77	121	235	34	266	733
KP	28	48	6	-	24	106
Baluchistan	7	3	-	-	56	66
Islamabad	246	135	19	1	811	1,212
Gilgit	5	-	-	-	11	16
AJK	4	4	1	-	2	11
Unspecified	27	44	15	1	31	118
Totals	440	726	292	37	1,546	3,041



Data Source: GISAID : <https://www.gisaid.org>, National Institute of Health, Pakistan, Aga Khan University hospital, Karachi.

The reported data is inclusive of PCR based genotyping for SARS-CoV2 variants and Whole Genome Sequencing information. Variant of Interest data is not including in this report.

Contact Details

Dr Palitha Mahipala

WHO Representative
WHO Country Office
Islamabad – Pakistan
Tel: +92 51 9255183
Email: mahipalap@who.int

Dr Michael Lukwiya

Incident Manager
WHO Country Office
Islamabad - Pakistan
Tel: +92 51 9255184
Email: lukwiyam@who.int