

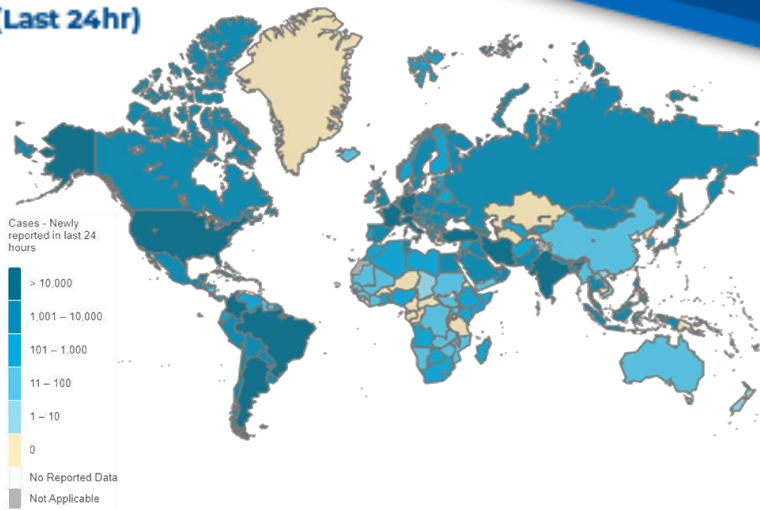


# PAKISTAN COVID-19 SITUATION REPORT

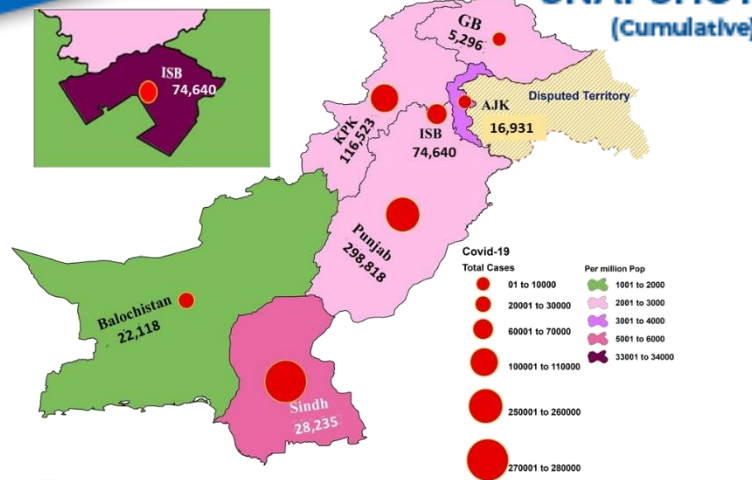


Thursday, 29<sup>TH</sup> April 2021  
(1 year & 63 Days)

## GLOBAL UPDATES (Last 24 hr)



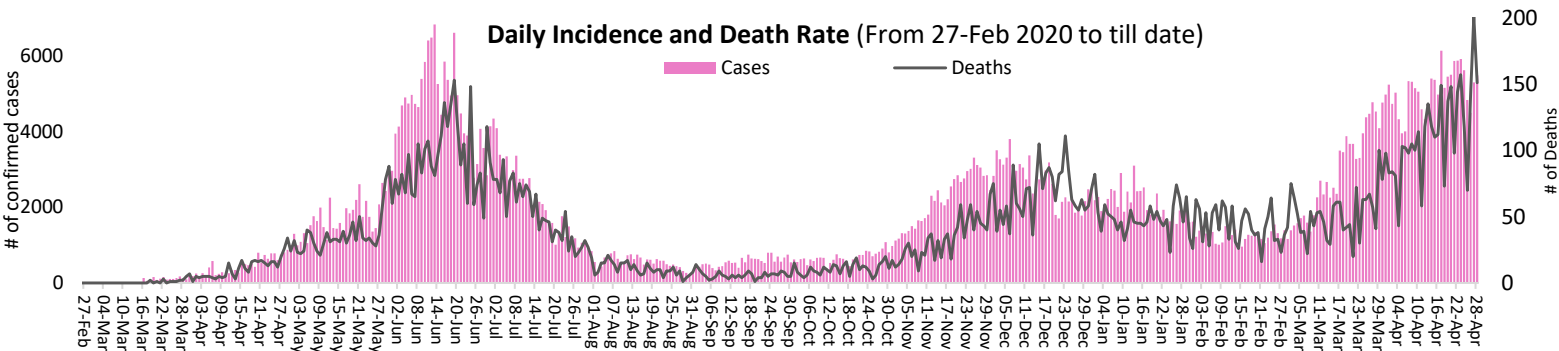
## PAKISTAN COVID-19 SNAPSHOT (Cumulative)



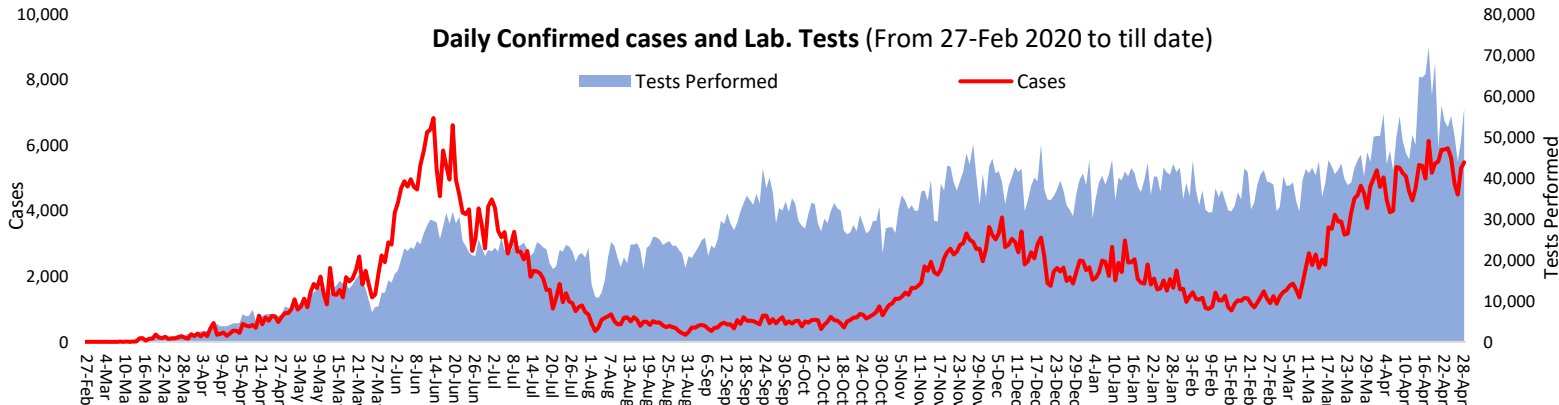
## PAKISTAN SNAPSHOT (LAST 24hr)



Daily Incidence and Death Rate (From 27-Feb 2020 to till date)



Daily Confirmed cases and Lab. Tests (From 27-Feb 2020 to till date)



## FUNDS

Funds Requested: 34 Million USD  
Gaps: 14.98 million USD

WHO appreciates the contribution of donors (FCDO, BMGF, DFATD Canada, JICA, UNOCHA, ECHO, South Korea, Czech Republic and Germany) to support Government of Pakistan towards, COVID-19 through WHO Pakistan.

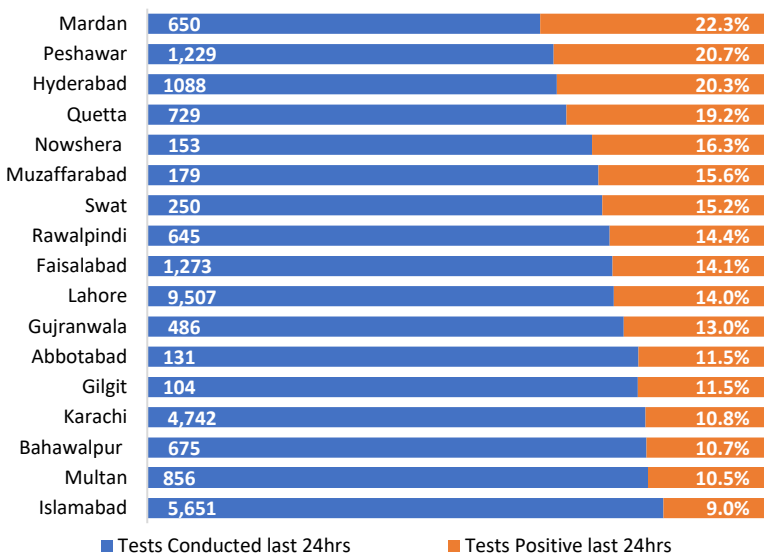
## Meeting and Coordination



On the 28th April 2021, WHO Country Representative, Pakistan Dr Palitha Mahipala participated in a virtual meeting with the Honorable Ambassador of Royal Norwegian Embassy, Mr. Kjell Gunnar Eriksen and First Secretary-Head of Development Cooperation, Royal Norwegian Embassy, Ms Vigdis Halvorsen. During the meeting, Dr Palitha briefed the delegates on: the current COVID-19 situation in the country; response strategies particularly ,vaccination and continuity of other essential health services. Dr Palitha reiterated the need for continued support by WHO and partners to the government in the outbreak response. The Honorable ambassadors acknowledged the WHO's continuous support to Pakistan during the COVID-19 pandemic.

### Positivity Rate by Major Cities/Districts

Last 24 hrs



### Summary Table (Major Cities /Districts)

Districts	Hospitalized				Home or elsewhere Isolation
	Stable	On low flow oxygen	On High flow oxygen	On Vent	
Mirpur	01	00	15	00	224
Muzaffarabad	05	11	12	00	479
Quetta	00	00	24	00	1,086
Gilgit	00	02	05	00	56
Islamabad	03	228	227	64	12,205
Abbotabad	00	80	11	00	278
Peshawar	00	55	596	65	2,097
Swat	00	64	83	01	840
Bahawalpur	00	07	06	20	972
Faisalabad	08	60	312	15	2,512
Gujranwala	00	00	36	23	19
Lahore	393	97	360	279	2,432
Multan	21	115	22	77	876
Rawalpindi	42	93	186	26	2,392
Hyderabad	00	26	39	00	1,914
Karachi	25	109	277	50	9,244

### Summary Table by Province

Provinces	Lab Status				Stable	Hospitalized			Home Isolation	Total Recovered	Total Deaths
	Tested		Positive			Oxygen		On Vent.			
	Last 24hrs	Total (PCR+RA)	Last 24hrs	Total		On low flow	On High flow				
AJK	877	175,105	152	16,931	13	32	50	00	2,171	14,195	470
Balochistan	929	234,849	173	22,118	00	00	24	00	1,331	20,530	233
GB	241	109,394	16	5,296	00	06	07	00	128	5,049	106
Islamabad	5,651	1,467,258	509	74,640	03	228	227	64	12,205	61,236	677
KP	8,261	1,577,055	927	116,523	00	606	1,082	90	10,165	101,342	3,238
Punjab	26,338	4,568,005	2,674	298,818	1,016	702	1,105	485	45,115	242,068	8,327
Sindh	14,716	3,607,361	1,029	281,385	32	162	343	50	12,396	263,773	4,629

### Contact Details

#### Dr Palitha Mahipala

WHO Representative  
WHO Country Office  
Islamabad – Pakistan  
Tel: +92 51 9255183  
Email: mahipalap@who.int

#### Dr Michael Lukwiya

Incident Manager  
WHO Country Office  
Islamabad - Pakistan  
Tel: +92 51 9255184  
Email: lukwiyam@who.int