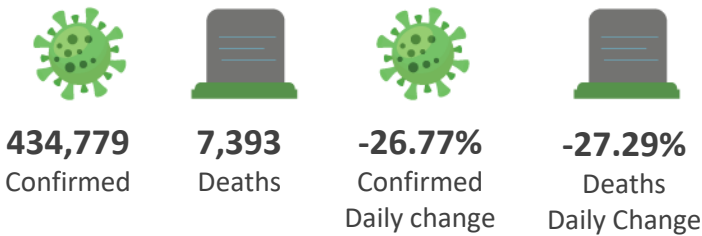
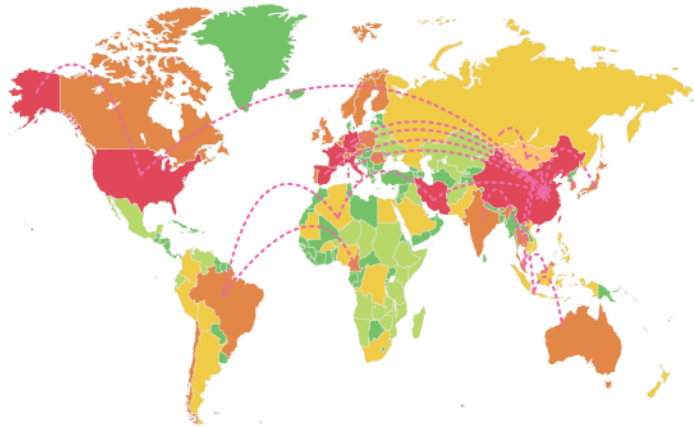


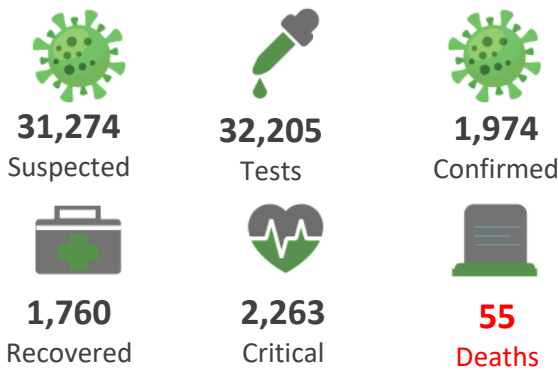


## COVID-19 SITUATION REPORT

### GLOBAL UPDATES (Last 24hr)

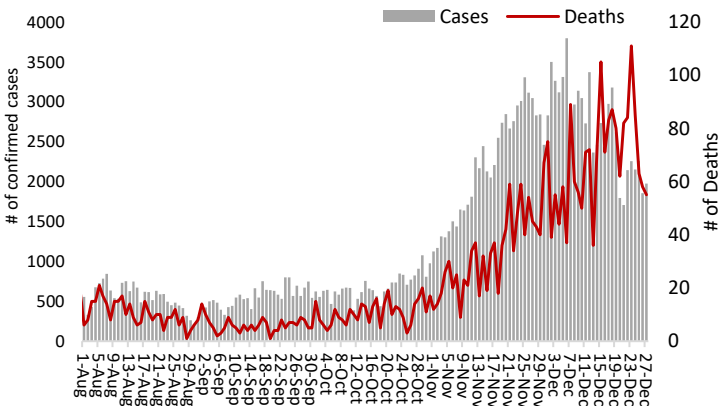


### PAKISTAN UPDATES (Last 24hr)

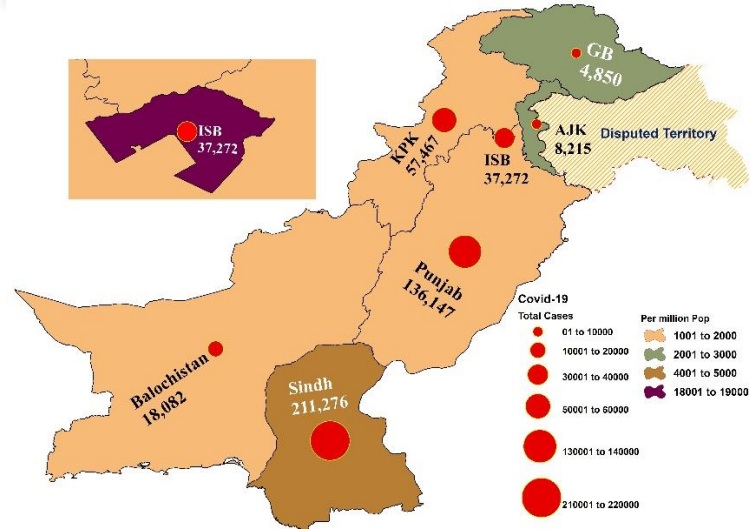


### INCIDENCE & DEATHS BY DATE

01-Aug - 27-Dec 2020



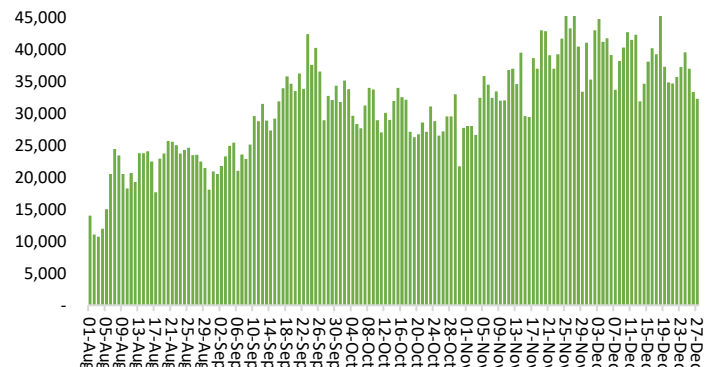
### TOTAL CASES & CASES PER MILLION POP.



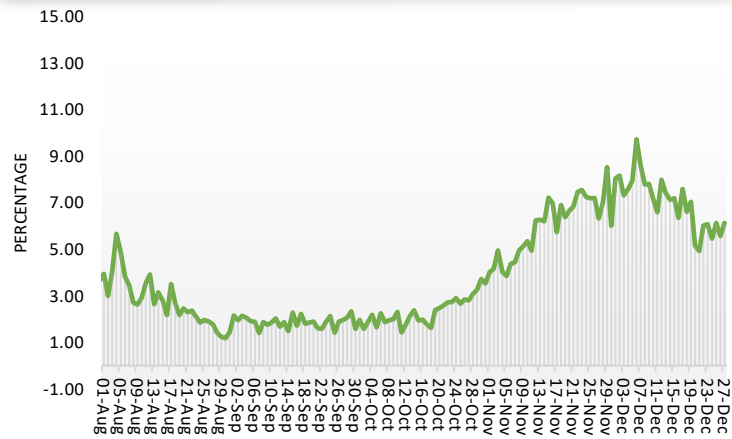
Pakistan reported **1,974** new cases of COVID-19 on **27 December 2020**. The total number of cases notified since the beginning of the outbreak is **473,309** with **9,929** deaths (**CFR: 2.10%**). Out of the total **39,488** currently active cases **2,776** cases are hospitalized.

### LAB TEST (PCR + RA) CONDUCTED BY DATE

01-Aug - 27-Dec 2020



### POSITIVITY RATE BY DATE



### Funds

Funds Requested: 34 Million USD  
Gaps: 14.98 Million USD

WHO appreciates the contribution of donors (DFID, BMGF, DFATD Canada, JICA, UNOCHA, ECHO, South Korea, Czech Republic and Germany) to support Government of Pakistan towards COVID-19 through WHO Pakistan.



## MEETINGS & COORDINATION

World Health Organization Pakistan in collaboration with the Provincial Department of Health and Specialized Healthcare & Medical Education Department Punjab conducted a three-day Master Trainers course on Baby Friendly Hospital Initiative (BFHI) from 21 -23 December 2020. In this course 40 staff members of two major hospitals i.e. Sir Ganga Ram and Services Hospital Lahore were trained in two batches. The participants included hospital administration, doctors, paramedical and nursing staff from gynecology, pediatrics and preventive pediatrics departments

These trainings will support implementation of facility plans and institutionalization of BFHI.

## POSITIVITY RATE BY MAJOR CITIES/DISTRICTS

Last 24 hrs

City/District	Tests Conducted last 24hrs	Tests Positive last 24hrs	Positivity Rate (%)
Abbotabad	163	26	16.0%
Karachi	5,840	866	14.8%
Mirpur	82	6	7.3%
Muzaffarabad	43	3	7.0%
Peshawar	2,010	131	6.5%
Lahore	4,219	263	6.2%
Rawalpindi	373	23	6.2%
Islamabad	2,609	164	5.9%
Multan	240	12	5.4%
Faisalabad	914	46	5.1%
Swat	368	15	4.1%
Gujranwala	224	8	3.6%
Quetta	210	3	1.4%
Gilgit	20	0	0.0%

Districts	Hospitalized				Home or elsewhere Isolation
	Stable	On low flow oxygen	On High flow oxygen	On Vent	
Lahore	219	44	103	84	2,546
Rawalpindi	42	79	75	13	708
Faisalabad	06	10	54	01	231
Multan	07	84	14	32	237
Gujranwala	00	00	03	00	63
Karachi	81	143	408	74	18,324
Hyderabad	07	23	07	00	744
Peshawar	00	54	288	41	1,289
Swat	00	02	16	00	62
Abbottabad	00	31	06	00	178
Quetta	00	00	06	00	120
Islamabad	25	91	83	38	4,485
Muzaffarabad	00	01	02	00	67
Gilgit	00	04	00	00	10

## SUMMARY TABLE BY PROVINCE

Provinces	Lab Status				Hospitalized				Home Isolation	Recovered	Deaths
	Tested		Positive		Stable	Oxygen		On Vent.			
	Last 24hrs	Total (PCR+RA)	Last 24hrs	Total		On low flow	On High flow				
AJK	343	97,686	43	8,215	08	10	20	00	490	7,469	218
Balochistan	258	159,219	07	18,082	00	00	06	00	275	17,619	182
GB	230	65,085	00	4,850	00	04	00	00	59	4,686	101
Islamabad	2,609	806,540	155	37,272	25	91	83	38	4,485	32,143	407
KP	4,885	749,905	252	57,467	00	175	363	45	3,347	51,928	1,609
Punjab	11,859	2,398,964	482	136,147	380	297	299	164	8,806	122,280	3,921
Sindh	12,021	2,311,918	1,035	211,276	100	171	423	74	19,250	187,767	3,491

### Contact Details

**Dr Palitha Mahipala**

WHO Representative  
WHO Country Office  
Islamabad – Pakistan  
Tel: +92 51 9255183  
Email: mahipalap@who.int

**Dr Michael Lukwiya**

Incident Manager  
WHO Country Office  
Islamabad - Pakistan  
Tel: +92 51 9255184  
Email: lukwiyam@who.int