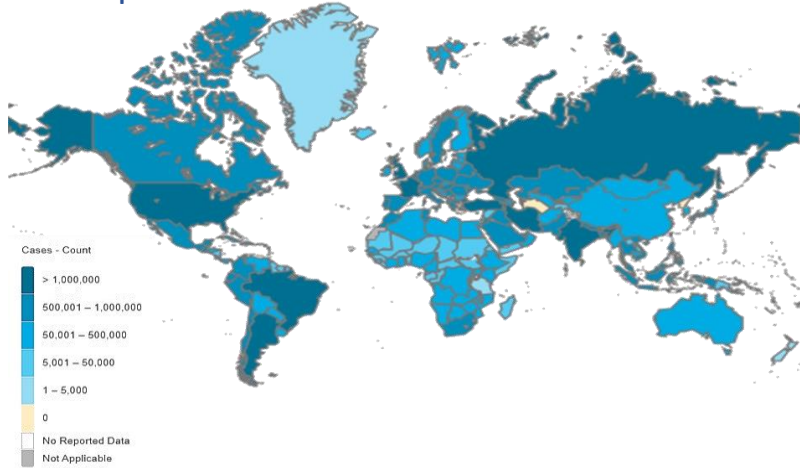




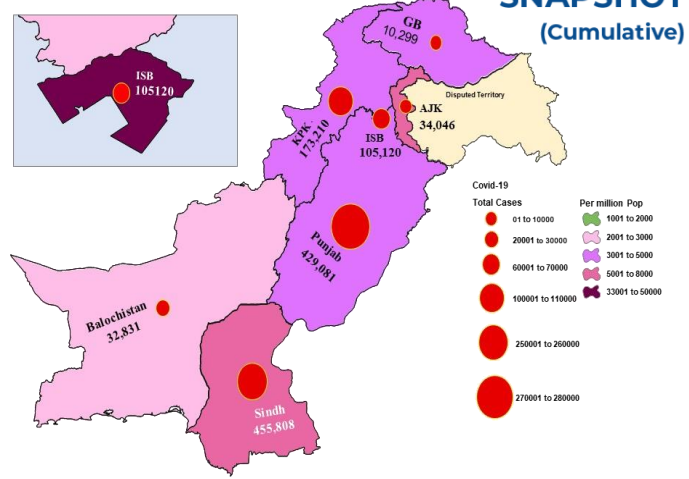
GLOBAL UPDATES

On 24th September 2021



PAKISTAN COVID-19 SNAPSHOT

(Cumulative)



483,898 Confirmed	8,225 Deaths	-10.14% Daily Changes	-25.31% Daily Changes	230,418,451 Vaccine doses	18,650,363 Suspected	19,240,519 Tests	1,240,425 Confirmed
				As on 24th September 2021	1,162,177 Recovered	50,651 Active	27,597 Deaths

PAKISTAN SNAPSHOT (LAST 24hr)

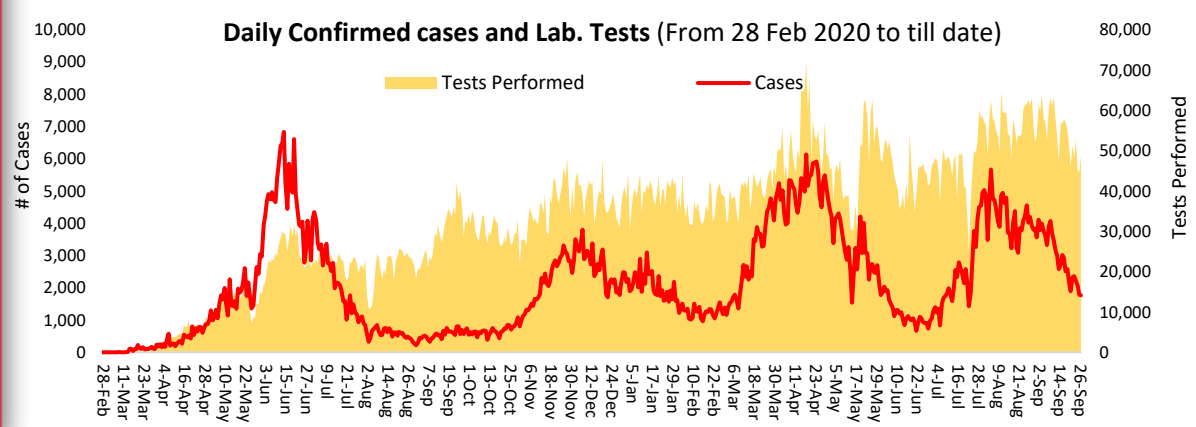
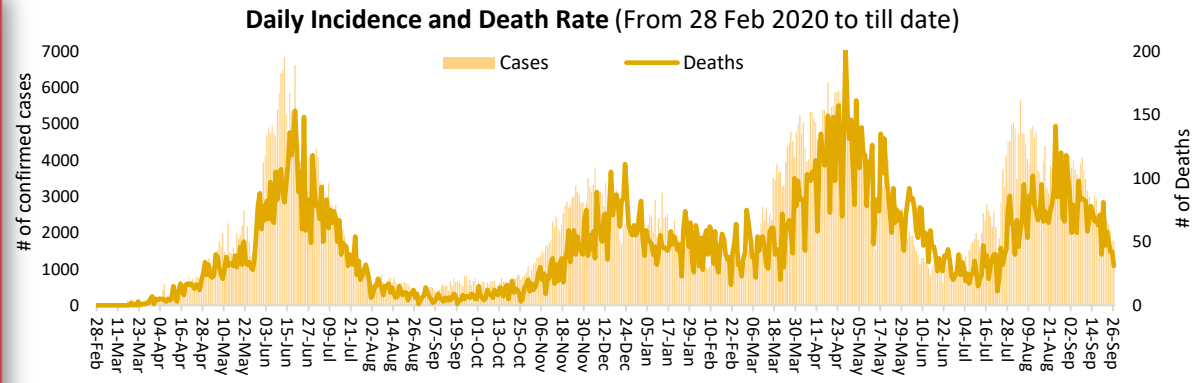
46,370 Suspected	48,732 Tests	1,757 Confirmed	1,765 Recovered	4,033 Critical	31 Deaths
----------------------------	------------------------	---------------------------	---------------------------	--------------------------	---------------------

PAKISTAN VACCINE STATS
On 24th September 2021

First Dose
56,229,457
Last 24 hrs:
345,202

Fully Vaccinated
25,493,964
Last 24 hrs:
307,872

Total Doses Administrated
76,141,484
Last 24 hrs:
623,473





On the 26th September 2021, World Health Organization Pakistan organized a briefing session for Journalists at WHO country Office Islamabad. The briefing was undertaken by the WHO Country Representative Pakistan, Dr Palitha Mahipala. The objective of the briefing was to update journalists with the COVID 19 Situation in Pakistan and WHO support to the Government response.

During his presentation, Dr Palitha appreciated the government of Pakistan efforts, especially the vaccination drive alongside the promotion of public health measures. The WR cautioned the public on the need to continue with public health measures even after vaccination. He further informed the journalists that to enhance compliance to public health measures, WHO is supporting the government to implement “Wear Mask Protect Pakistan” campaign that was launched at the WHO country office on 13 September 2021.

Positivity Rate by Major Cities/Districts

Districts	Weekly Trend	Test Conducted (Last 24hrs)	Positive Cases (Last 24hrs)	Positivity Rate (%)
Peshawar		1135	54	4.8%
Faisalabad		349	27	7.7%
Gujernawala		463	9	1.9%
Gujrat		754	21	2.8%
Lahore		4552	353	7.8%
Multan		1664	35	2.1%
Rawalpindi		823	44	5.3%
Islamabad		4361	99	2.3%
Karachi		5292	286	5.4%
Hyderabad		725	63	8.7%
Mirpur		78	6	7.7%
Muzaffarabad		82	2	2.4%
Gilgit		134	0	0.0%
Skardu		21	0	0.0%

Summary Table (Major Cities /Districts)

Districts	Hospitalized				Home or elsewhere Isolation
	Stable	On low flow oxygen	On High flow oxygen	On Vent	
Mirpur	02	02	07	00	162
Muzaffarabad	00	02	02	00	55
Quetta	00	00	04	00	104
Gilgit	00	12	02	00	63
Islamabad	23	79	124	35	2,024
Abbottabad	00	26	55	00	08
Peshawar	00	65	320	42	502
Swat	00	11	76	05	00
Bahawalpur	01	16	42	14	549
Faisalabad	01	30	242	15	2,512
Gujranwala	04	08	42	13	21
Lahore	49	101	324	167	2,432
Multan	00	128	11	82	1,024
Rawalpindi	04	16	91	22	2,143
Hyderabad	02	20	14	02	1,403
Karachi	51	128	238	37	17,634

Summary Table by Province

Provinces	Lab Status				Stable	Hospitalized			Home Isolation	Total Recovered	Total Deaths
	Tested		Positive			Oxygen		On Vent.			
	Last 24hrs	Total (PCR+RA)	Last 24hrs	Total		On low flow	On High flow				
AJK	658	300,478	26	34,046	04	08	19	00	727	32,553	735
Balochistan	867	432,503	12	32,861	06	00	04	00	192	32,313	346
GB	503	188,249	03	10,299	00	14	05	00	182	9,914	184
Islamabad	4,361	2,024,680	99	105,120	23	79	124	35	2,024	101,919	916
KP	10,905	2,951,996	187	173,210	00	325	725	48	4,077	162,528	5,507
Punjab	15,388	7,333,220	687	429,081	121	673	1,133	353	17,233	397,009	12,559
Sindh	16,050	6,009,393	743	455,808	88	165	284	39	21,941	425,941	7,350

Contact Details

Dr Palitha Mahipala
 WHO Representative
 WHO Country Office
 Islamabad – Pakistan
 Tel: +92 51 9255183
 Email: mahipalap@who.int

Dr Michael Lukwiya

Incident Manager
 WHO Country Office
 Islamabad - Pakistan
 Tel: +92 51 9255184
 Email: lukwiyam@who.int