

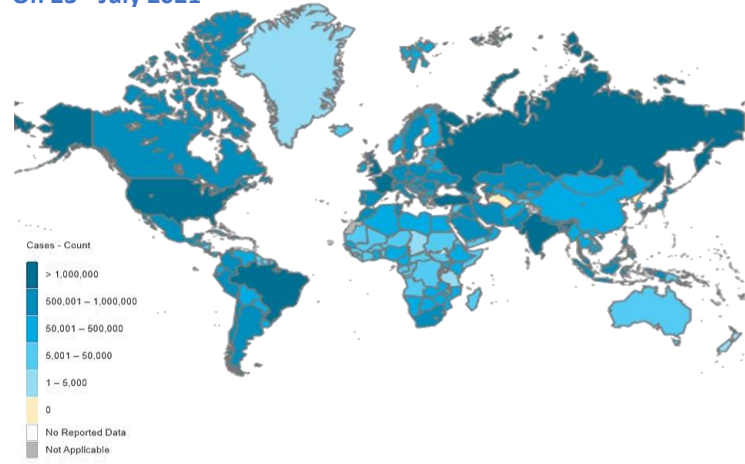


PAKISTAN COVID-19 SITUATION REPORT

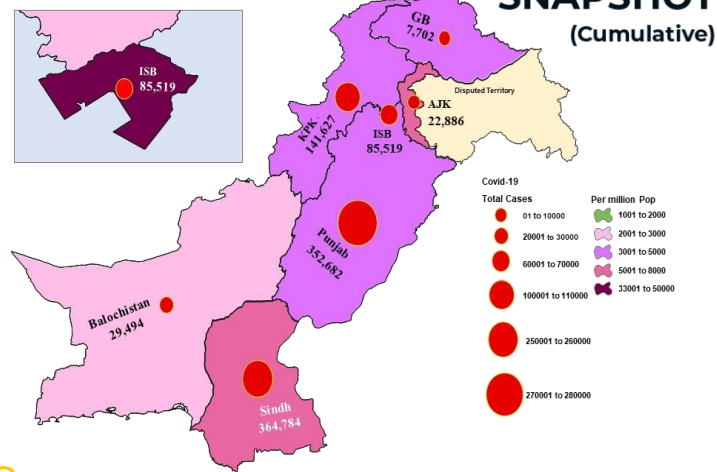
Sunday, 25th July 2021 (1 year & 150 Days)

GLOBAL UPDATES

On 23rd July 2021



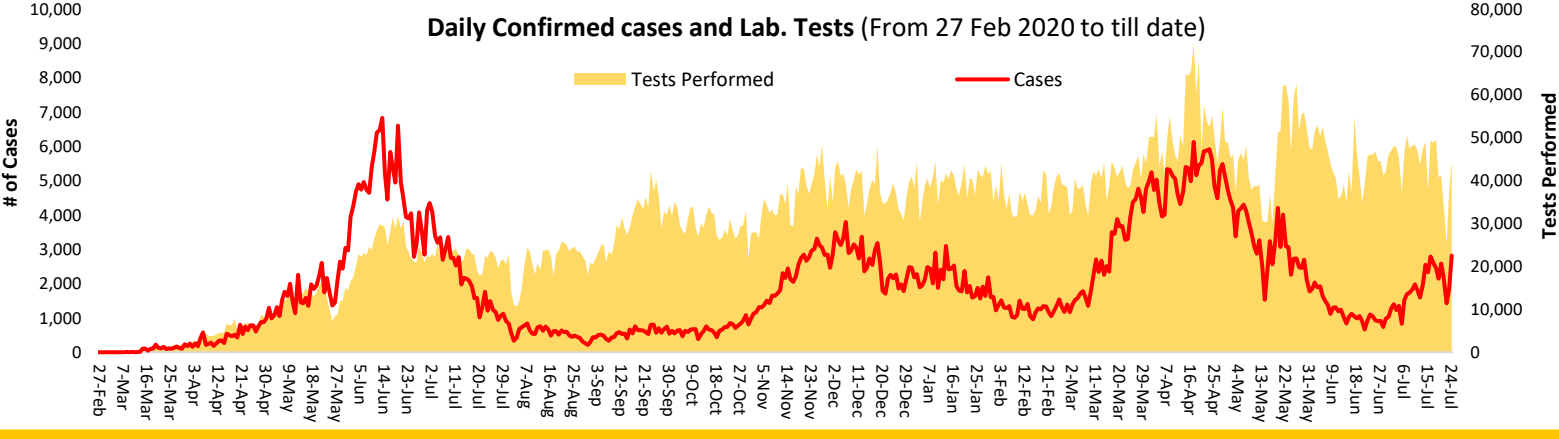
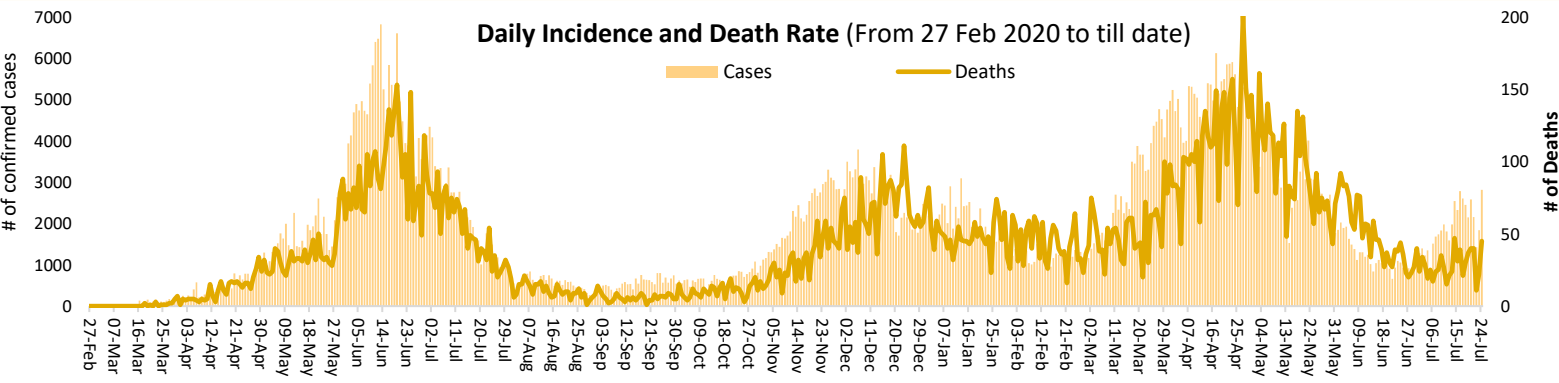
PAKISTAN COVID-19 SNAPSHOT (Cumulative)



483,475 Confirmed	8,366 Deaths	-8.37% Daily Changes	-4.04% Daily Changes	15,173,028 Suspected	15,667,114 Tests	1,004,694 Confirmed
925,958 Recovered	55,720 Active	23,016 Deaths				

PAKISTAN SNAPSHOT (LAST 24hr)

42,671 Suspected	44,579 Tests	2,819 Confirmed	1,176 Recovered	2,573 Critical	45 Deaths
----------------------------	------------------------	---------------------------	---------------------------	--------------------------	---------------------



FUNDS
Funds Requested: 34 Million USD
Gaps: 14.98 million USD

WHO appreciates the contribution of donors (FCDO, BMGF, DFATD Canada, JICA, UNOCHA, ECHO, South Korea, Czech Republic and Germany) to support Government of Pakistan towards, COVID-19 through WHO Pakistan.

Meetings & Coordination

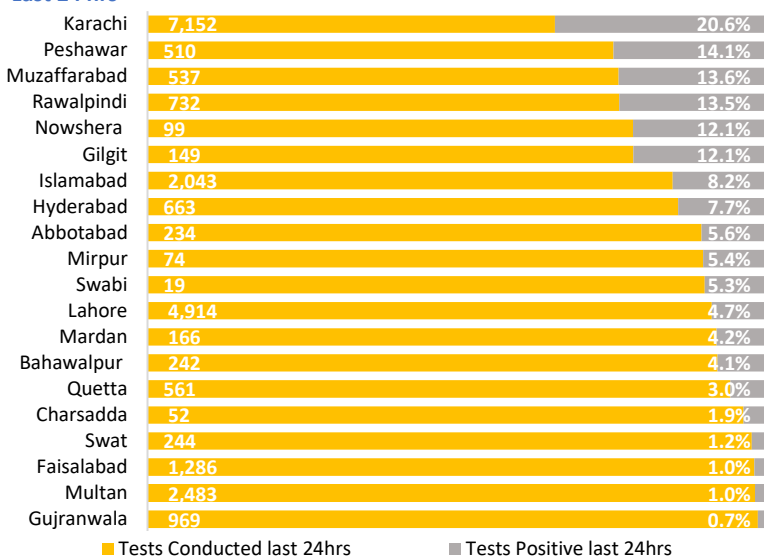


On 18th July 2021, WHO Pakistan donated 2 fully equipped High Dependency Unit, RT-PCR machine, 5000 Rapid Antigen Test kits, PPEs, IEC material, IPC supplies, sample collection and transport material to Provincial Health Department Balochistan to support response to the upsurge of COVID-19 cases in Makran division, Balochistan Province. The upsurge was first notified in epi-week 23. The most affected district is Kech district. Other districts affected includes Gwadar and Panjgur

In addition, WHO has supported the Provincial Health Department to investigate the upsurge, train health care workers in case management, test trace and quarantine, risk communication and community engagement and strengthening of the laboratory. WHO also shared with the province case investigation forms, line list template, case definition and laboratory strategy document for COVID-19.

Positivity Rate by Major Cities/Districts

Last 24 hrs



Summary Table (Major Cities /Districts)

Districts	Hospitalized				Home or elsewhere Isolation
	Stable	On low flow oxygen	On High flow oxygen	On Vent	
Mirpur	01	00	05	00	38
Muzaffarabad	04	03	16	01	724
Quetta	00	00	09	00	373
Gilgit	02	27	27	00	283
Islamabad	00	74	77	36	2,061
Abbotabad	00	40	07	00	177
Peshawar	00	33	155	17	820
Swat	00	03	13	00	08
Bahawalpur	00	03	14	04	23
Faisalabad	18	25	61	03	2,512
Gujranwala	00	03	06	04	02
Lahore	48	60	126	81	2,432
Multan	01	41	07	18	1,024
Rawalpindi	05	52	75	11	138
Hyderabad	05	17	08	00	2,348
Karachi	128	245	619	81	30,367

Summary Table by Province

Provinces	Lab Status				Hospitalized				Home Isolation	Total Recovered	Total Deaths
	Tested		Positive		Stable	Oxygen		On Vent.			
	Last 24hrs	Total (PCR+RA)	Last 24hrs	Total		On low flow	On High flow				
AJK	1,195	233,938	201	22,886	06	15	30	01	1855	20,369	610
Balochistan	814	334,055	43	29,494	10	06	11	00	1,415	27,730	322
GB	729	146,697	63	7,702	09	31	31	00	632	6,877	122
Islamabad	2,043	1,734,880	168	85,519	00	74	77	36	2,061	82,479	792
KP	6,117	2,284,618	132	141,627	00	164	228	19	2,068	134,731	4,417
Punjab	17,525	6,048,109	529	352,682	144	323	378	141	9,771	330,986	10,939
Sindh	16,156	4,884,817	1,683	364,784	202	277	650	81	34,974	322,786	5,814

Contact Details

Dr Palitha Mahipala

WHO Representative
WHO Country Office
Islamabad – Pakistan
Tel: +92 51 9255183
Email: mahipalap@who.int

Dr Michael Lukwiya

Incident Manager
WHO Country Office
Islamabad - Pakistan
Tel: +92 51 9255184
Email: lukwiyam@who.int