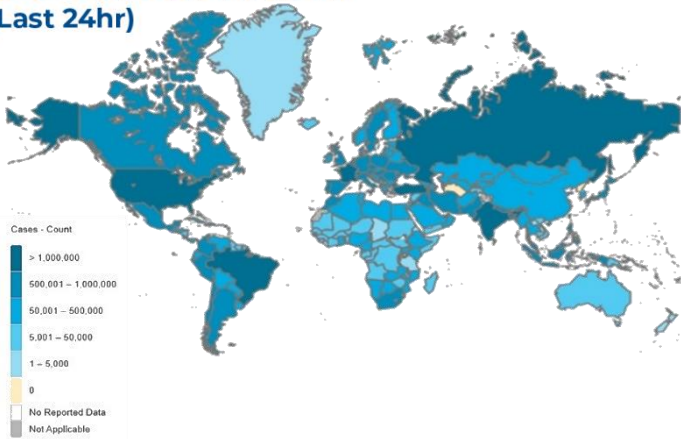


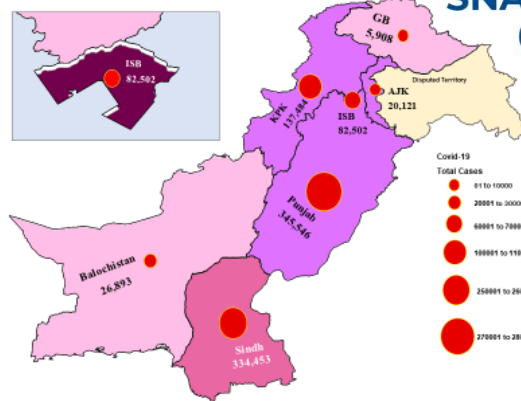


COVID-19 SITUATION REPORT

GLOBAL UPDATES (Last 24hr)



PAKISTAN COVID-19 SNAPSHOT (Cumulative)



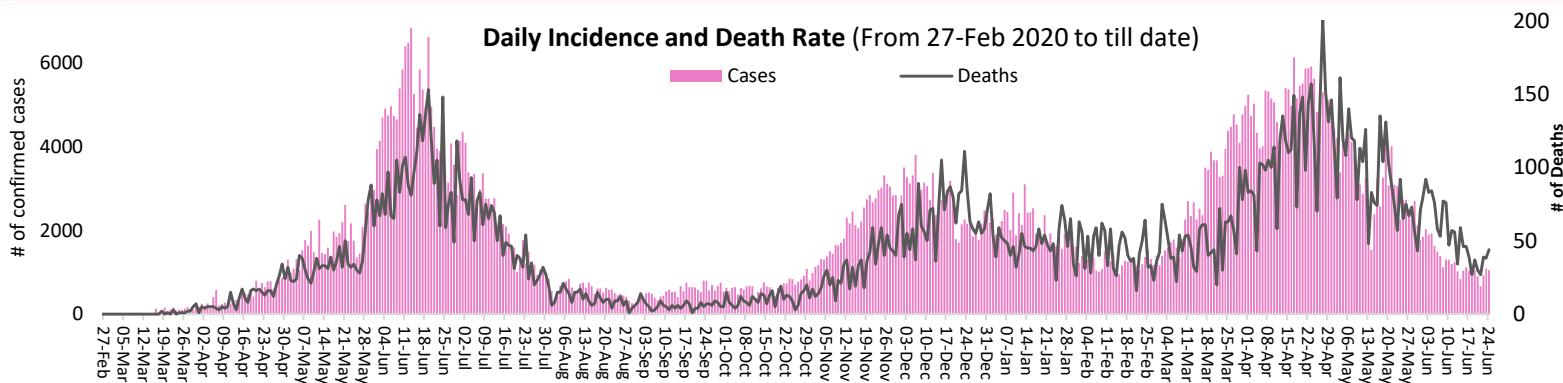
398,737 Confirmed	9,025 Deaths	1.3% Daily Changes	1.92% Daily Changes

	13,863,409 Suspected		14,325,008 Tests		952,907 Confirmed
	897,834 Recovered		32,921 Active		22,152 Deaths

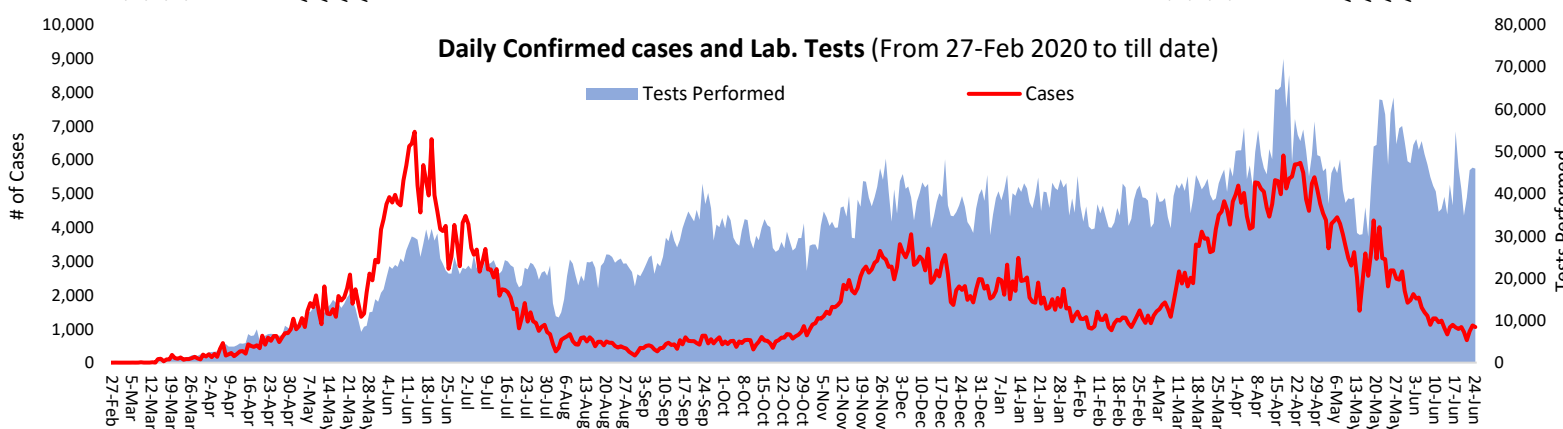
PAKISTAN SNAPSHOT (LAST 24hr)

46,897 Suspected	45,924 Tests	1,052 Confirmed	1,013 Recovered	2,029 Critical	44 Deaths

Daily Incidence and Death Rate (From 27-Feb 2020 to till date)



Daily Confirmed cases and Lab. Tests (From 27-Feb 2020 to till date)



FUNDS

Funds Requested: 34 Million USD
Gaps: 14.98 million USD

WHO appreciates the contribution of donors (FCDO, BMGF, DFATD Canada, JICA, UNOCHA, ECHO, South Korea, Czech Republic and Germany) to support Government of Pakistan towards, COVID-19 through WHO Pakistan.

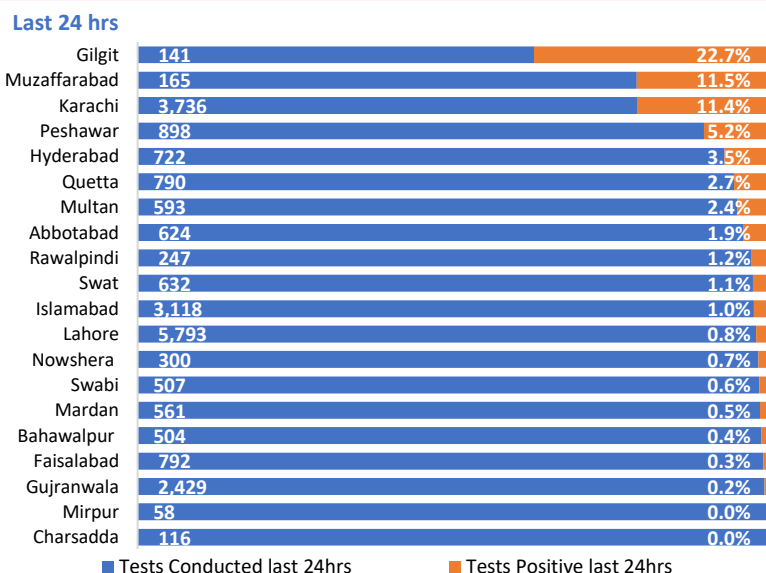
Meeting and Coordination



The WHO Pakistan supported training of 35 health workers and psychosocial providers from 6 Health facilities in Quetta, Balochistan province on Sexual and Gender Based Violence (SGBV) support through provision of life saving health care, psychosocial social support and referral services using tele-medicine system. The four-day training commenced on 17th June 2021 and had trainers from; Balochistan Institute of Psychiatry, UN agencies (UNWOMEN, UNFPA, UNHCR) and partners (PPHI, DANESH, WESS and BRSP).

The training was opened by the Principal Bolan Medical University Quetta, Prof. Zahir Khan Mandokhail. During his speech, the Principal appreciated the technical support from WHO towards strengthening the capacities of health services providers and institutions through innovative approach like tele-medicine in the era of COVID 19.

Positivity Rate by Major Cities/Districts



Summary Table (Major Cities /Districts)

Districts	Hospitalized				Home or elsewhere Isolation
	Stable	On low flow oxygen	On High flow oxygen	On Vent	
Mirpur	01	00	01	00	07
Muzaffarabad	04	04	09	01	112
Quetta	00	00	18	00	413
Gilgit	01	09	06	00	67
Islamabad	01	27	56	20	925
Abbottabad	00	30	05	00	174
Peshawar	00	18	141	20	205
Swat	00	07	23	00	31
Bahawalpur	00	02	13	11	120
Faisalabad	18	26	77	03	2512
Gujranwala	00	04	08	04	01
Lahore	43	65	133	81	2432
Multan	01	42	07	35	1024
Rawalpindi	05	45	43	07	188
Hyderabad	00	07	05	00	1798
Karachi	50	121	313	59	15977

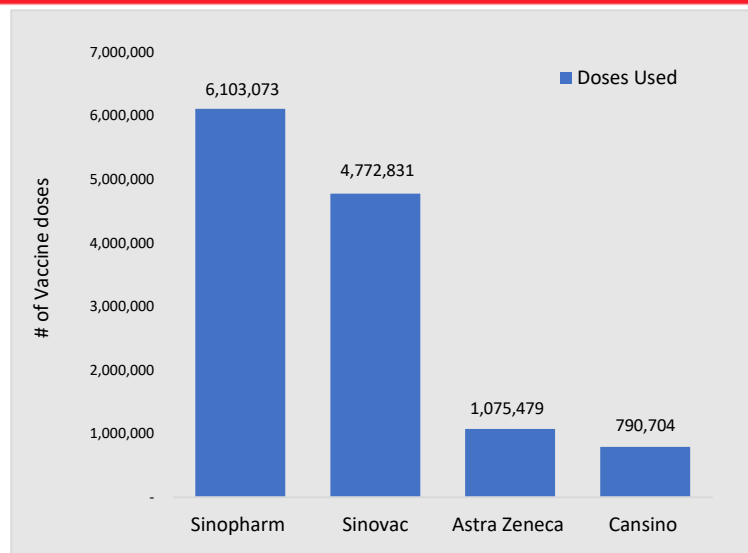
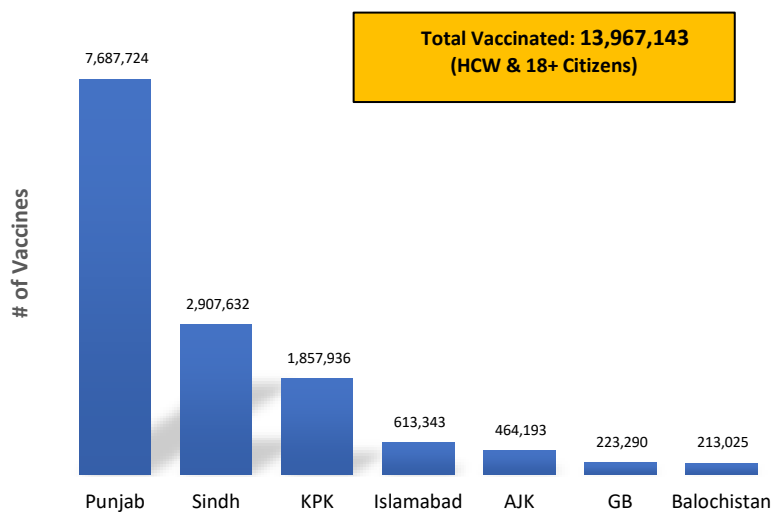
Summary Table by Province

Provinces	Lab Status				Stable	Hospitalized			Home Isolation	Total Recovered	Total Deaths
	Tested		Positive			Oxygen		On Vent.			
	Last 24hrs	Total (PCR+RA)	Last 24hrs	Total		On low flow	On High flow				
AJK	581	210,485	57	20,121	09	07	16	01	402	19,110	576
Balochistan	839	296,594	48	26,893	00	00	18	00	775	25,796	304
GB	473	129,881	39	5,908	01	12	08	00	144	5,632	111
Islamabad	3,118	1,673,234	32	82,502	01	27	56	20	925	80,698	775
KP	10,412	2,022,903	124	137,484	00	198	228	20	1,426	131,318	4,294
Punjab	17,278	5,550,815	97	345,546	141	330	371	167	8,053	325,784	10,700
Sindh	13,223	4,441,096	655	334,453	81	142	349	59	18,934	309,496	5,392

SARI/ILI Surveillance Summary, Week-24, 2021 (246 Sentinel Sites)

Province	SARI Cases					ILI Cases					Contact Tracing					Sentinel Sites			Bed Occupancy		
	Week-24					Week-24					Week-24					Week-24			Week-24		
	SARI Reported	Tested		Lab Positive		ILI Reported	Tested		Lab Positive		Contact Identified	Contact Lab Tested		Contact Lab Positive		Total Sentinel Sites	Sites Reported		Total Allocated Beds	Occupied Beds	
		No	%	No	%		No	%	No	%		No	%	No	%		No	%		No	%
Islamabad	65	65	100.0	11	16.9	102	45	44.1	4	8.9	129	108	83.7	35	32.4	7	7	100.0	863	134	15.5
Punjab	1215	1204	99.0	64	5.3	1758	1427	81.2	43	3.1	1380	1373	99.5	31	2.3	45	45	100.0	4997	424	8.5
Sindh	439	434	98.9	72	16.6	1192	558	46.8	64	11.5	1887	1836	97.3	116	6.3	65	65	100.0	7520	3008	40.0
KP	337	337	100.0	104	30.8	4749	4640	97.7	245	5.3	3124	2975	95.2	90	3.0	30	30	100.0	1821	424	23.3
Balochistan	368	350	95.1	58	16.5	2787	1618	58.1	102	6.3	843	805	95.5	13	1.6	84	80	95.2	389	23	5.9
AJK	422	422	100.0	56	13.3	548	548	100.0	20	3.6	439	439	100.0	12	2.7	9	9	100.0	588	250	42.5
GB	43	43	100.0	4	9.3	165	148	89.7	6	4.1	70	9	12.8	0	0.0	6	4	66.7	11	7	63.6
Total	2,889	2,855	98.8	369	12.9	11,301	8,984	79.5	484	5.4	7,872	7,545	95.8	297	3.9	246	243	98.8	16,180	4,270	26.4

COVID-19 Vaccination status by province and vaccine doses by type



COVID-19 sequenced Genomes

Sequencing facility	Wild type	UK B.1.1.7 (Alpha)	SA-B.1.351 (Beta)	Brazilian-P.1 (Gamma)	Indian B.1.617 (Delta)	Total
National Institute of Health (Pakistan)	271	39	52	02	08	372
Agha Khan University Hospital, Karachi	21	68	65	24	07	185
University of Health Sciences, Lahore	07	82	01	00	00	90
ICCBS, University of Karachi	62	17	01	00	00	80
PPHRL, P&SHD, PACP Lahore	7	51	02	00	01	61
Total	368	257	121	26	16	788

Contact Details

Dr Palitha Mahipala
 WHO Representative
 WHO Country Office
 Islamabad – Pakistan
 Tel: +92 51 9255183
 Email: mahipalap@who.int

Dr Michael Lukwiya
 Incident Manager
 WHO Country Office
 Islamabad - Pakistan
 Tel: +92 51 9255184
 Email: lukwiyam@who.int