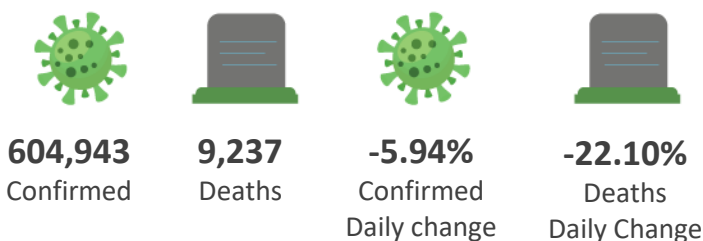


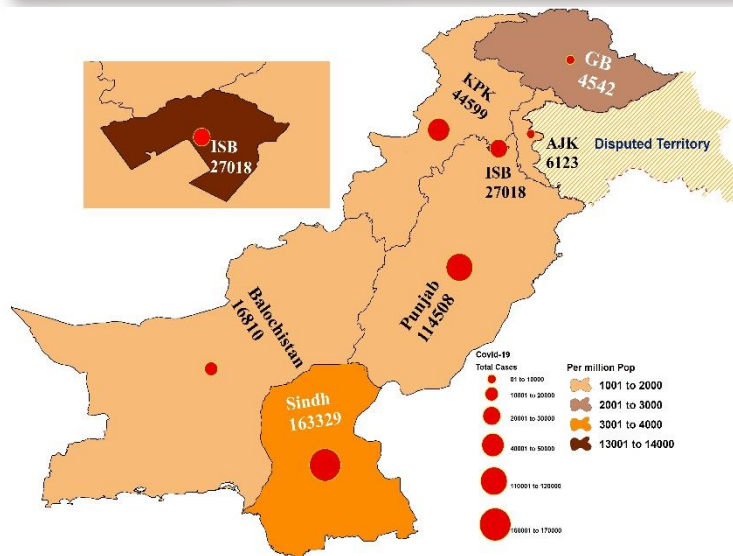


## COVID-19 SITUATION REPORT

### GLOBAL UPDATES (Last 24hr)

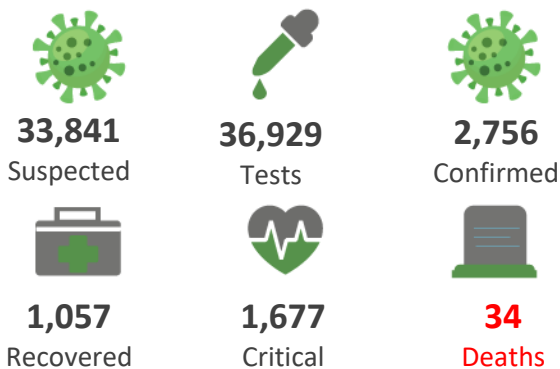


### TOTAL CASES & CASES PER MILLION POP.



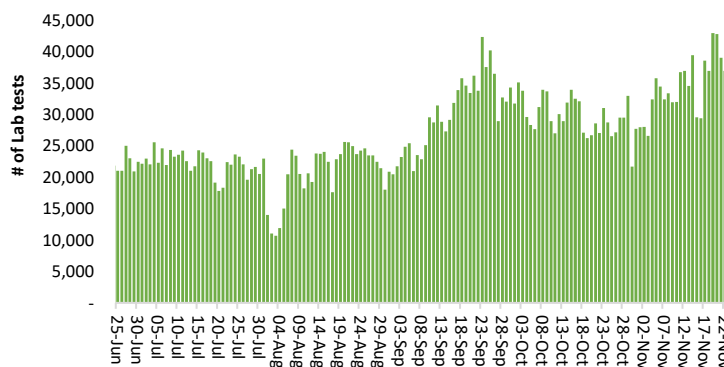
Pakistan reported **2,756** new cases of COVID-19 on **22 November 2020**. The total number of cases notified since the beginning of the outbreak is **376,929** with **7,696** deaths (**CFR: 2.04%**). Out of the total **38,348** currently active cases, **2,155** cases are hospitalized.

### PAKISTAN UPDATES (Last 24hr)



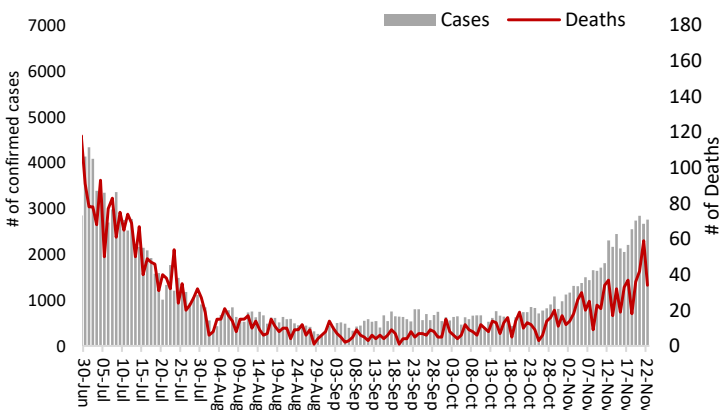
### LAB TEST CONDUCTED BY DATE

25-Jun to 22-Nov 2020

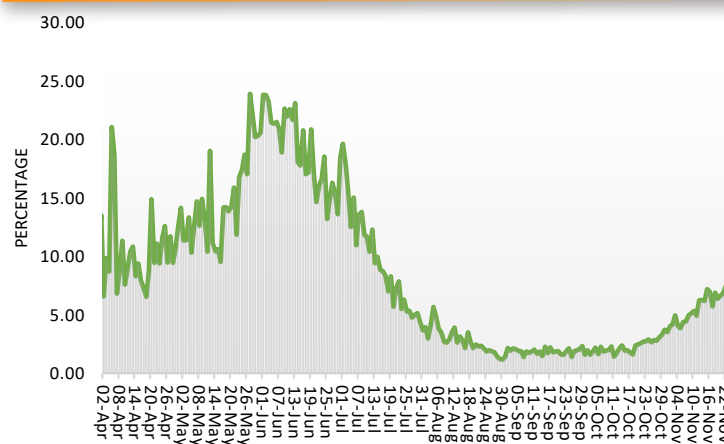


### INCIDENCE & DEATHS BY DATE

30-Jun - 23-Nov 2020



### POSITIVITY RATE BY DATE



### Funds

Funds Requested: 34 Million USD  
Gaps: 14.98 Million USD

WHO appreciates the contribution of donors (DFID, BMGF, DFATD Canada, JICA, UNOCHA, South Korea, Czech Republic and Germany) to support Government of Pakistan towards COVID-19 through WHO Pakistan.



## MEETINGS & COORDINATION

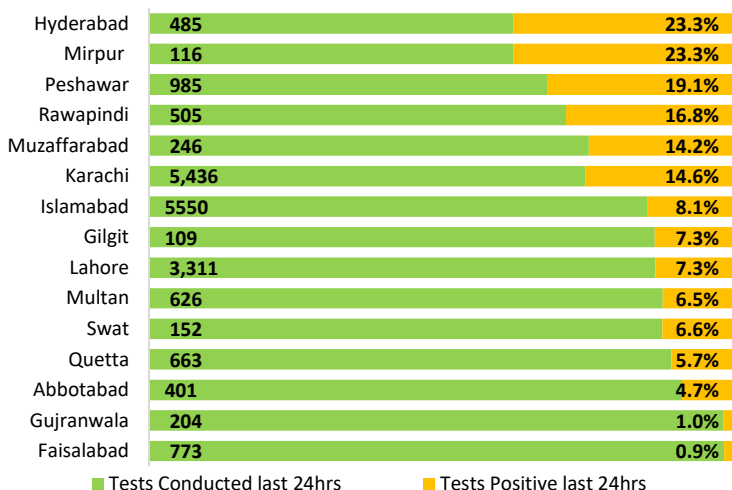
World Health Organization Pakistan in collaboration with Layton Rahmatulla Benevolent Trust (LRBT) Eye hospital under the Project on Protecting Rights of Older People with Disability (PROD), conducted an Eye medical camp at Saranan Refugee Camp District Pishin Balochistan on 21st November 2020.

LRBT, through its purpose-built and appropriately equipped hospitals provided comprehensive eye-care, ranging from simple refraction to the most advanced retinal surgery and corneal transplants.

500 Patients were examined in the OPD and 65 were Referred for Eye Surgery at LRBT eye hospital in Quetta.

## POSITIVITY RATE BY MAJOR CITIES/DISTRICTS

Last 24 hrs



## SUMMARY TABLE (MAJOR CITIES/DISTRICTS)

Districts	Hospitalized				Home or elsewhere Isolation
	Stable	On low flow oxygen	On High flow oxygen	On Vent	
Lahore	228	38	63	55	168
Rawalpindi	48	49	34	24	03
Faisalabad	03	09	52	07	07
Multan	07	05	05	33	28
Gujranwala	00	00	03	00	156
Karachi	58	130	299	61	12,534
Hyderabad	06	09	09	00	1,522
Peshawar	00	20	168	23	793
Swat	00	01	08	00	39
Abbotabad	00	55	14	00	290
Quetta	00	05	17	00	429
Islamabad	26	88	92	47	4,680
Gilgit	00	07	02	00	27

## SUMMARY TABLE BY PROVINCE

Provinces	Lab Status				Hospitalized				Home Isolation	Recovered	Deaths
	Tested		Positive		Stable	Oxygen		On Vent.			
	Last 24hrs	Total	Last 24hrs	Total		On low flow	On High flow				
AJK	1,074	78,561	1,074	6,123	18	49	14	00	1,400	4,498	144
Balochistan	854	143,227	854	16,810	00	05	17	00	596	16,031	161
GB	306	52,034	306	4,542	00	10	06	00	143	4,288	95
Islamabad	5,550	612,295	5,550	27,018	26	88	92	47	4,680	21,806	279
KP	5,099	573,340	5,099	44,599	00	120	209	28	2,680	40,235	1,327
Punjab	12,607	1,862,260	12,607	114,508	360	162	189	131	12,786	98,019	2,861
Sindh	11,439	1,895,238	11,439	163,329	74	139	310	61	13,908	146,008	2,829

### Contact Details

**Dr Palitha Mahipala**

WHO Representative  
WHO Country Office  
Islamabad – Pakistan  
Tel: +92 51 9255183  
Email: mahipalap@who.int

**Dr Michael Lukwiya**

Incident Manager  
WHO Country Office  
Islamabad - Pakistan  
Tel: +92 51 9255184  
Email: lukwiyam@who.int