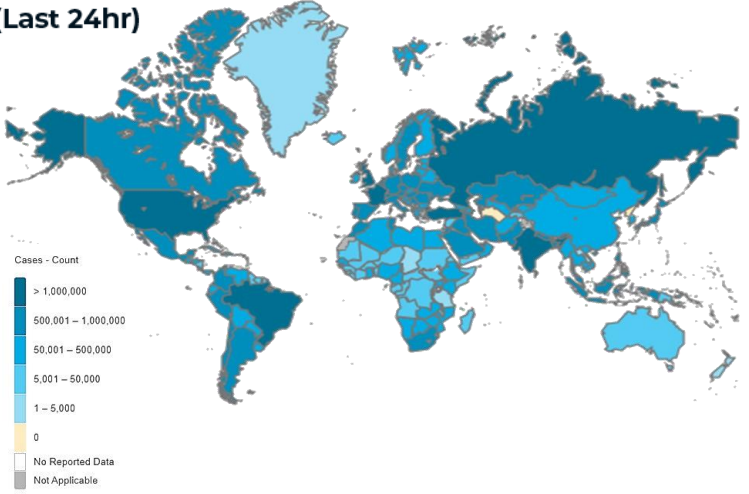




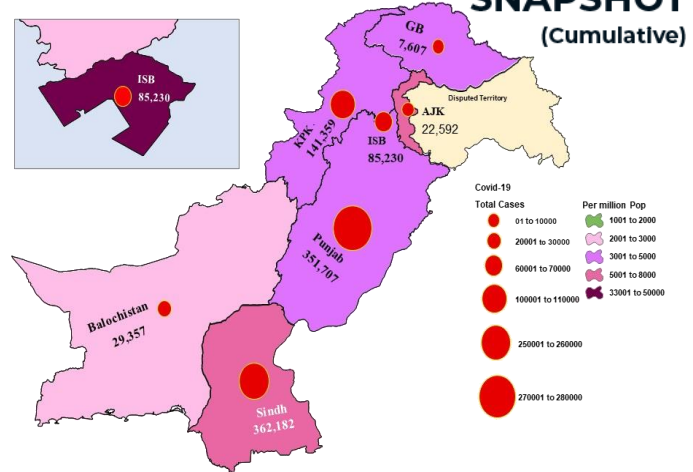
PAKISTAN COVID-19 SITUATION REPORT

Friday, 23rd July 2021 (1 year & 148 Days)

GLOBAL UPDATES (Last 24hr)



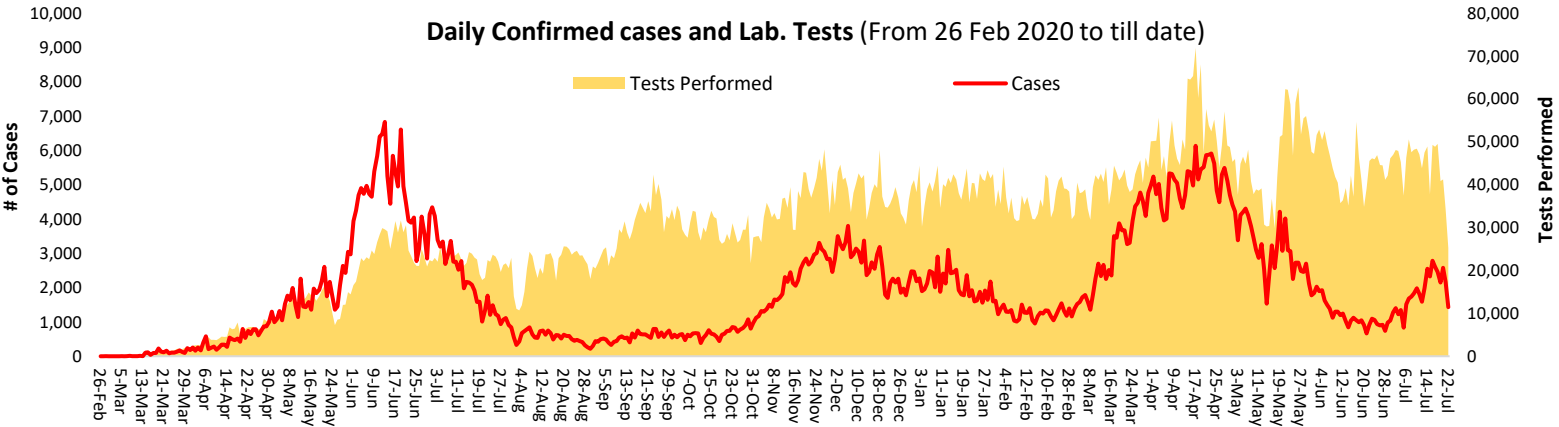
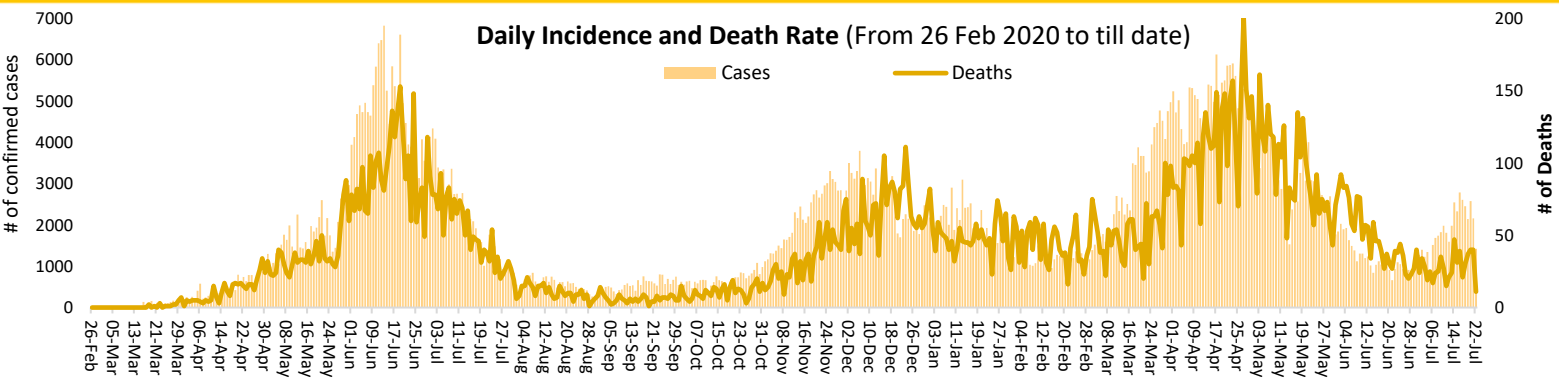
PAKISTAN COVID-19 SNAPSHOT (Cumulative)



512,231 Confirmed	8,644 Deaths	6.65% Daily Changes	-56.22% Daily Changes	15,096,000 Suspected	15,584,899 Tests	1,000,034 Confirmed
923,472 Recovered	53,623 Active	22,939 Deaths				

PAKISTAN SNAPSHOT (LAST 24hr)

24,691 Suspected	25,215 Tests	1,425 Confirmed	1,438 Recovered	2,525 Critical	11 Deaths
----------------------------	------------------------	---------------------------	---------------------------	--------------------------	---------------------



FUNDS
Funds Requested: 34 Million USD
Gaps: 14.98 million USD

WHO appreciates the contribution of donors (FCDO, BMGF, DFATD Canada, JICA, UNOCHA, ECHO, South Korea, Czech Republic and Germany) to support Government of Pakistan towards, COVID-19 through WHO Pakistan.

Meetings & Coordination



From 13-15 July 2021, Ministry of National Health Services Regulation and Coordination in collaboration with WHO Pakistan conducted the 1st Training of Trainers on Patient Safety for Primary Health Care (PHC) at Ramada Hotel Islamabad. The objective of the training is to build the capacity of PHC medical officers and to assess health facilities capacity for patient safety. The training was facilitated virtually by international consultant including patient safety WHO EMRO Regional Advisor, Dr Mondher Letaief. A total of 20 master trainers selected from pilot districts (Larkana, Kotli, Kech, Charsada & ICT) benefited from the training. The training involved visits to Rural Health Center (RHC) for mock survey.

Deputy Director MoNHSR&C, Dr Sabeen Afzal during the opening remarks thanked WHO Pakistan for conducting the training and emphasized that improving safety in PHC is essential for achieving Universal Health Coverage.

Positivity Rate by Major Cities/Districts

Last 24 hrs

City/District	Tests Conducted last 24hrs	Tests Positive last 24hrs
Rawalpindi	46	30.4%
Karachi	3,904	21.5%
Gilgit	180	14.4%
Hyderabad	475	10.5%
Peshawar	420	10.2%
Nowshera	49	10.2%
Muzaffarabad	136	9.6%
Mirpur	63	4.8%
Islamabad	1,174	4.3%
Lahore	1,694	3.2%
Quetta	440	2.5%
Mardan	266	2.3%
Multan	290	2.1%
Faisalabad	75	1.3%
Swat	153	1.3%
Bahawalpur	707	0.6%
Abbotabad	23	0.0%
Swabi	10	0.0%
Gujranwala	22	0.0%
Charsadda	391	0.0%

Summary Table (Major Cities /Districts)

Districts	Hospitalized				Home or elsewhere Isolation
	Stable	On low flow oxygen	On High flow oxygen	On Vent	
Mirpur	00	02	02	00	36
Muzaffarabad	01	06	13	01	665
Quetta	00	00	07	00	395
Gilgit	01	25	24	00	364
Islamabad	02	66	64	21	2,112
Abbottabad	00	05	00	00	202
Peshawar	00	16	153	19	780
Swat	00	01	09	00	19
Bahawalpur	00	03	14	04	23
Faisalabad	18	25	61	03	2,512
Gujranwala	00	03	06	04	02
Lahore	40	55	121	80	2,432
Multan	01	41	07	18	1,024
Rawalpindi	05	52	76	12	138
Hyderabad	05	17	06	00	2,302
Karachi	59	214	659	68	29,767

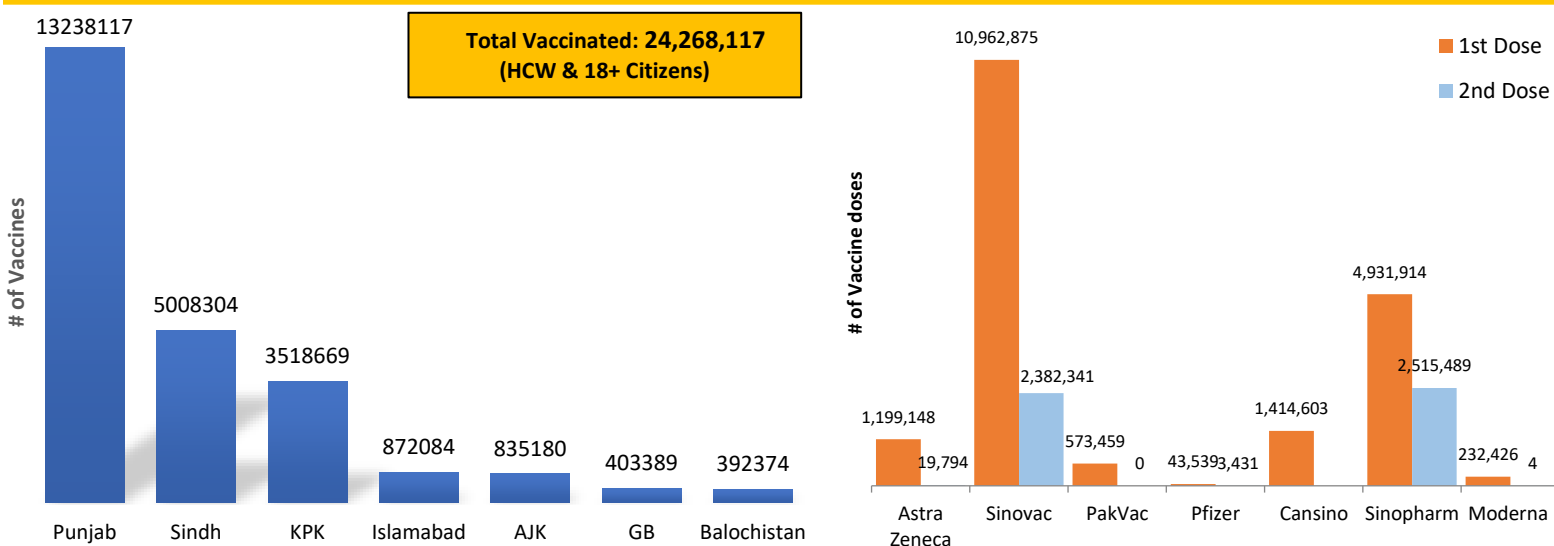
Summary Table by Province

Provinces	Lab Status				Hospitalized				Home Isolation	Total Recovered	Total Deaths
	Tested		Positive		Stable	Oxygen		On Vent.			
	Last 24hrs	Total (PCR+RA)	Last 24hrs	Total		On low flow	On High flow				
AJK	430	232,280	54	22,592	03	17	25	01	1,692	20,246	608
Balochistan	665	331,809	56	29,357	12	06	09	00	1,378	27,631	321
GB	637	145,262	56	7,607	11	27	31	00	776	6,640	122
Islamabad	1,174	1,731,337	51	85,230	02	66	64	21	2,112	82,176	789
KP	3,464	2,272,496	71	141,359	00	154	246	23	1,982	134,549	4,405
Punjab	8,970	6,013,086	115	351,707	139	320	372	141	9,525	330,301	10,909
Sindh	9,875	4,858,629	1,022	362,182	136	246	688	68	33,330	321,929	5,785

SARI/ILI surveillance summary, Week-28, 2021 (248 Sentinel Sites)

Province	SARI Cases					ILI Cases					Contact Tracing					Sentinel Sites			Bed Occupancy		
	Week-28					Week-28					Week-28					Week-28			Week-28		
	SARI Reported	Tested		Lab Positive		ILI Reported	Tested		Lab Positive		Contact Identified	Contact Lab Tested		Contact Lab Positive		Total Sentinel Sites	Sites Reported		Total Allocated Beds	Occupied Beds	
		No	%	No	%		No	%	No	%		No	%	No	%		No	%		No	%
Islamabad	140	140	100.0	18	12.8	175	88	50.3	8	9.1	260	260	100.0	39	15.0	7	7	100.0	751	147	19.6
Punjab	1108	1096	98.9	76	6.9	1245	927	74.4	52	5.6	1074	1053	98.0	20	1.9	38	38	100.0	4218	367	8.7
Sindh	718	708	98.6	132	18.6	1698	1012	59.6	122	12.0	3060	2795	91.3	311	11.1	65	65	100.0	7520	4055	53.9
KP	341	341	100.0	102	29.9	4695	4659	99.2	267	5.7	2221	2128	95.8	57	2.7	30	30	100.0	1736	336	19.3
Balochistan	651	628	96.4	174	27.7	3234	1825	56.4	206	11.3	1125	1043	92.7	39	3.7	84	80	95.2	389	64	16.9
AJK	506	506	100.0	135	26.7	730	682	93.4	92	13.5	1330	1330	100.0	116	8.7	9	9	100.0	588	246	41.8
GB	84	84	100.0	9	10.7	261	202	77.4	51	25.2	347	319	91.9	20	6.3	6	4	66.7	11	9	81.8
Total	3548	3509	98.9	646	18.4	12038	9395	78.1	798	8.5	9417	8928	94.8	602	6.7	239	233	97.5	15213	5534	36.4

COVID-19 Vaccination status by province and vaccine doses (as of 23rd July 2021)



COVID-19 sequenced genomes

Sequencing Facility	Wild Type	UK B.1.1.7 (Alpha)	SA-B.1.351 (Beta)	Brazilian-P.1 (Gamma)	Indian B.1.617 (Delta)	Total
National Institute of Health (Pakistan)	279	159	68	03	127	636
Aga Khan University Hospital, Karachi	31	138	189	34	47	439
University of Health Sciences, Lahore	07	82	01	00	00	90
ICCBS, University of Karachi	72	18	01	00	83	174
PPHRL, P&SHD, PACP Lahore	07	51	02	00	01	61
Total	396	448	261	37	258	1400

Contact Details

Dr Palitha Mahipala

WHO Representative
WHO Country Office
Islamabad – Pakistan
Tel: +92 51 9255183
Email: mahipalap@who.int

Dr Michael Lukwiya

Incident Manager
WHO Country Office
Islamabad - Pakistan
Tel: +92 51 9255184
Email: lukwiyam@who.int