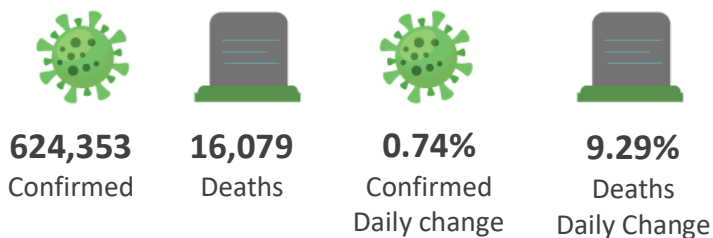


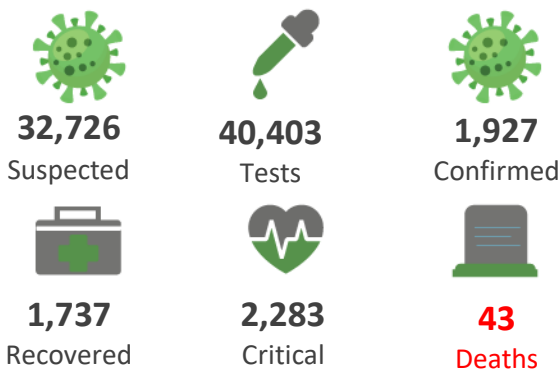


COVID-19 SITUATION REPORT

GLOBAL UPDATES (Last 24hr)

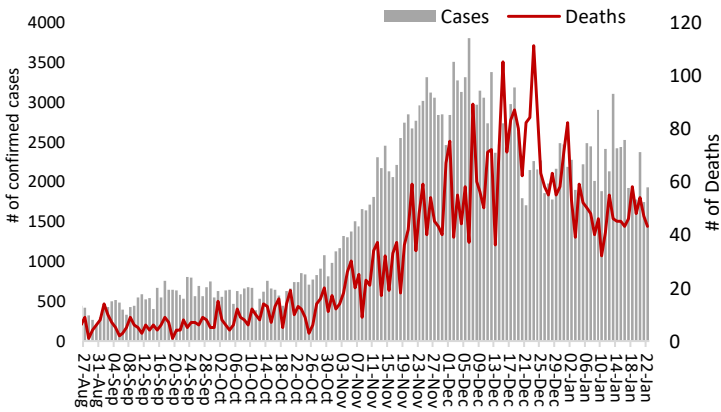


PAKISTAN UPDATES (Last 24hr)

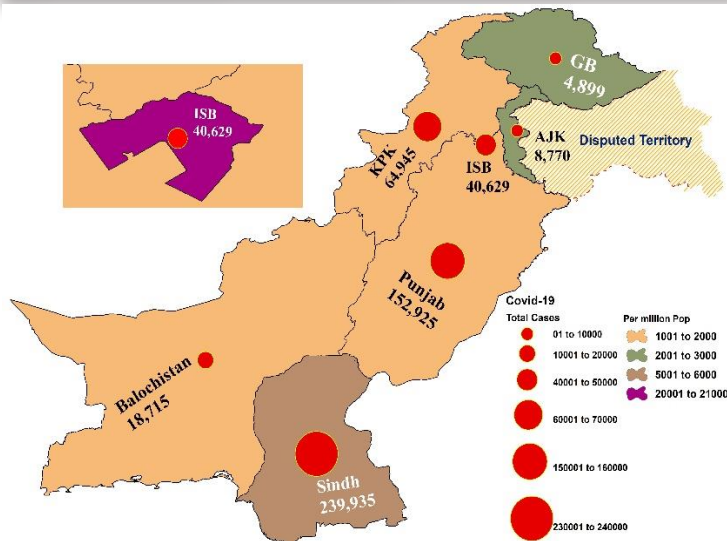


INCIDENCE & DEATHS BY DATE

27-Aug 2020 - 22-Jan 2021



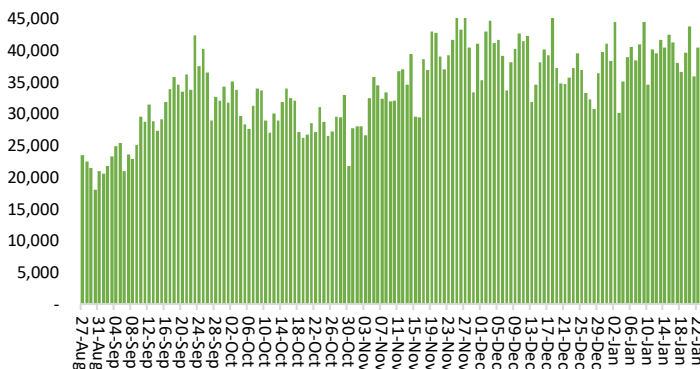
TOTAL CASES & CASES PER MILLION POP.



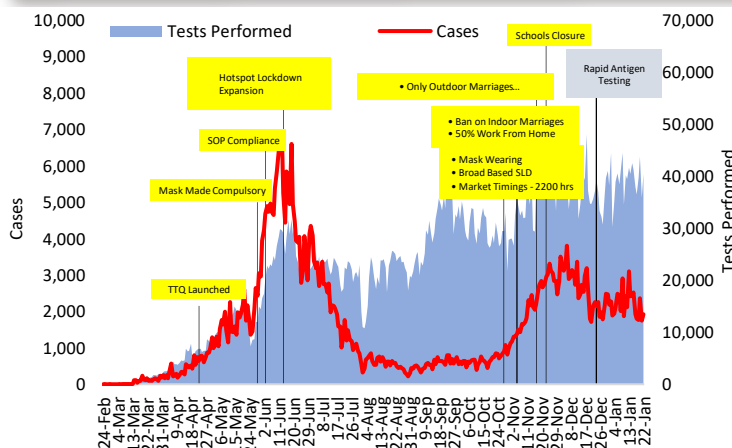
Pakistan reported **1,927** new cases of COVID-19 on **22 January 2021**. The total number of cases notified since the beginning of the outbreak is **530,818** with **11,247** deaths (**CFR: 2.12%**). Out of the total **35,063** currently active cases **2,789** cases are hospitalized.

LAB TEST (PCR + RA) CONDUCTED BY DATE

27-Aug 2020 - 22-Jan 2021



TESTS PERFORMED VS CASES



Funds

Funds Requested: 34 Million USD
Gaps: 14.98 Million USD

WHO appreciates the contribution of donors (DFID, BMGF, DFATD Canada, JICA, UNOCHA, ECHO, South Korea, Czech Republic and Germany) to support Government of Pakistan towards COVID-19 through WHO Pakistan.



MEETINGS & COORDINATION

On 21st January 2021, World Health Organization Pakistan in collaboration with Provincial Health Department Sindh, conducted an orientation session for the district surveillance teams on surveillance of notifiable diseases and SARI/ILI sentinel surveillance. The session was conducted at the Director Health Services Office Karachi.

The objective of the session was to build capacity of the district surveillance teams on surveillance of notifiable diseases with specific emphasis on SARI/ILI sentinel site surveillance and reporting. The session was attended by a total of 20 participants including District Surveillance Officers, Town Surveillance Officers and District Disease Surveillance and Response Unit Focal Persons from four districts of Karachi (districts West, Kamari, Central and Korangi).

POSITIVITY RATE BY MAJOR CITIES/DISTRICTS

Last 24 hrs

City/District	Tests Conducted last 24hrs	Tests Positive last 24hrs
Peshawar	1,282	11.2%
Karachi	6,488	11.0%
Bahawalpur	333	7.5%
Lahore	6,532	7.1%
Mirpur	109	6.4%
Quetta	238	4.2%
Faisalabad	1,429	3.0%
Swat	331	3.0%
Rawalpindi	1,173	2.7%
Multan	902	2.0%
Gujranwala	412	1.9%
Abbotabad	552	1.4%
Islamabad	6,860	1.2%
Gilgit	21	0.0%
Muzaffarabad	37	0.0%

SUMMARY TABLE (MAJOR CITIES/DISTRICTS)

Districts	Hospitalized				Home or elsewhere Isolation
	Stable	On low flow oxygen	On High flow oxygen	On Vent	
Faisalabad	06	08	51	02	247
Gujranwala	00	00	03	01	51
Lahore	219	53	120	84	2,432
Multan	08	59	35	27	326
Rawalpindi	38	67	60	09	273
Karachi	87	167	581	84	16,250
Hyderabad	00	30	00	00	831
Abbotabad	00	14	01	00	54
Peshawar	00	34	222	35	1,502
Swat	00	01	15	01	100
Quetta	00	00	05	00	105
Islamabad	29	71	65	31	1,436
Muzaffarabad	01	00	00	00	21
Gilgit	00	02	02	00	00

SUMMARY TABLE BY PROVINCE

Provinces	Lab Status				Hospitalized				Home Isolation	Total Recovered	Total Deaths
	Tested		Positive		Stable	Oxygen		On Vent.			
	Last 24hrs	Total (PCR+RA)	Last 24hrs	Total		On low flow	On High flow				
AJK	321	106,084	17	8,770	02	01	18	00	270	8,227	252
Balochistan	624	172,224	19	18,715	00	00	05	00	283	18,235	192
GB	445	74,522	00	4,899	00	04	03	00	25	4,765	102
Islamabad	6,860	934,641	81	40,629	29	71	65	31	1436	38,534	463
KP	6,664	896,857	294	64,945	00	118	311	41	2,752	59,897	1,826
Punjab	18,729	2,791,548	767	152,925	375	289	307	145	10,285	136,987	4,537
Sindh	6,760	2,626,504	749	239,935	100	201	589	84	17,223	217,863	3,875

Contact Details

Dr Palitha Mahipala

WHO Representative
WHO Country Office
Islamabad – Pakistan
Tel: +92 51 9255183
Email: mahipalap@who.int

Dr Michael Lukwiya

Incident Manager
WHO Country Office
Islamabad - Pakistan
Tel: +92 51 9255184
Email: lukwiyam@who.int