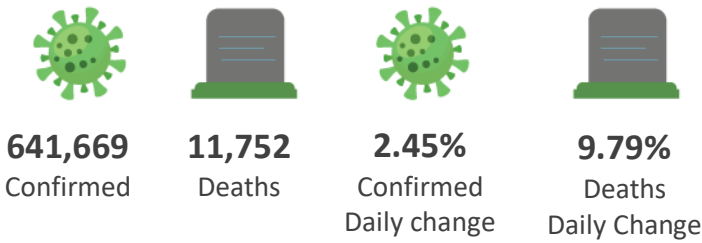
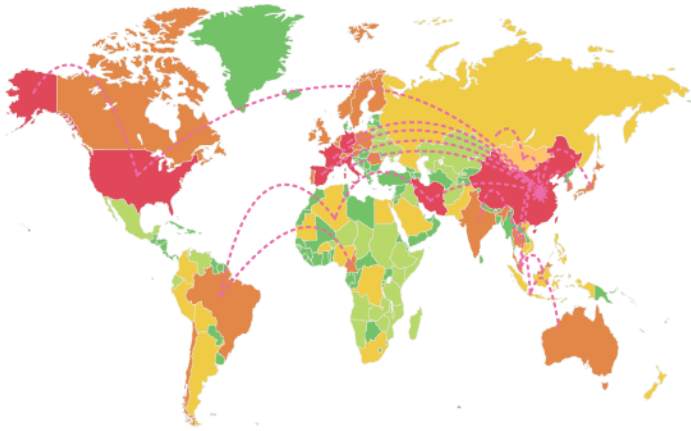


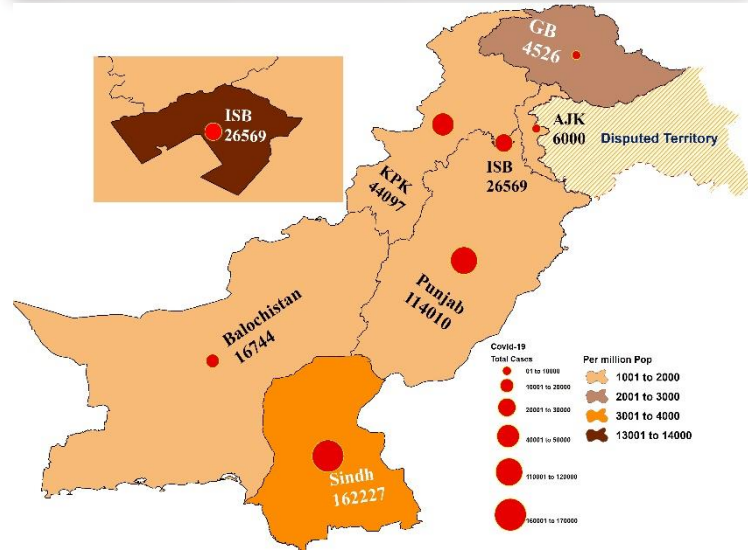


## COVID-19 SITUATION REPORT

### GLOBAL UPDATES (Last 24hr)

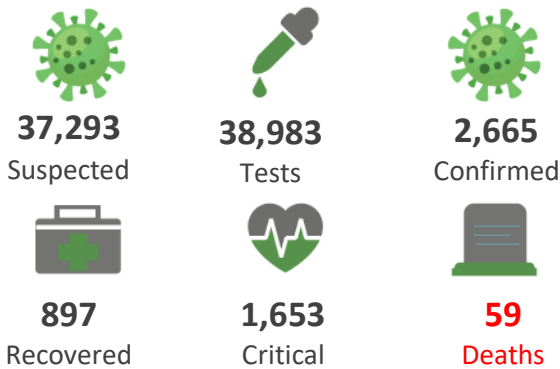


### TOTAL CASES & CASES PER MILLION POP.



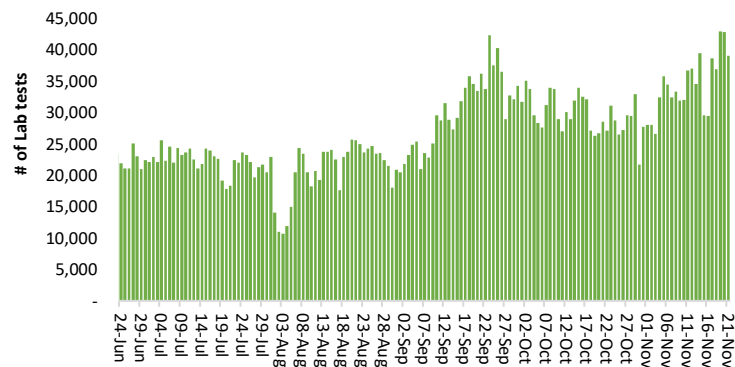
Pakistan reported **2,665** new cases of COVID-19 on **21 November 2020**. The total number of cases notified since the beginning of the outbreak is **374,173** with **7,662** deaths (**CFR: 2.05%**). Out of the total **36,683** currently active cases, **2,139** cases are hospitalized.

### PAKISTAN UPDATES (Last 24hr)



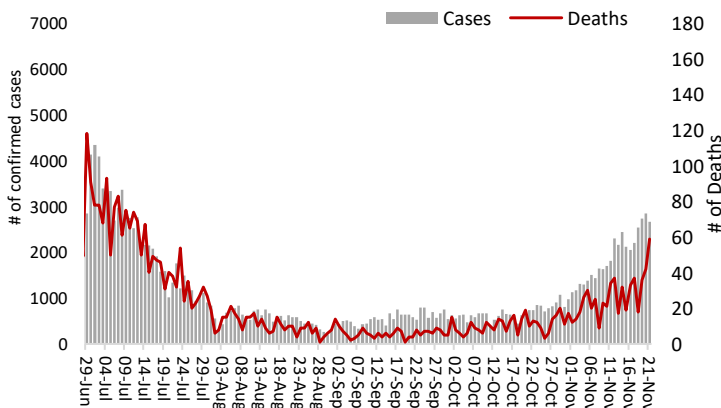
### LAB TEST CONDUCTED BY DATE

24-Jun to 21-Nov 2020

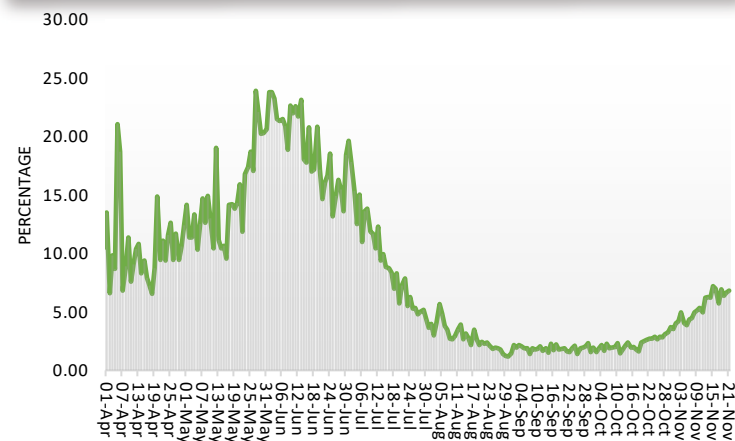


### INCIDENCE & DEATHS BY DATE

29-Jun - 21-Nov 2020



### POSITIVITY RATE BY DATE



### Funds

Funds Requested: 34 Million USD  
Gaps: 14.98 Million USD

WHO appreciates the contribution of donors (DFID, BMGF, DFATD Canada, JICA, UNOCHA, South Korea, Czech Republic and Germany) to support Government of Pakistan towards COVID-19 through WHO Pakistan.

## MEETINGS & COORDINATION

World Health Organization Pakistan in collaboration with Provincial Health Department Khyber Pakhtunkhwa conducted three days (from 18-20 November 2020) ToT workshop in Peshawar on the Implementation of Patient Safety Friendly Hospital Framework. The participants for this training were drawn from all over the DHQs and hospitals of Khyber Pakhtunkhwa.

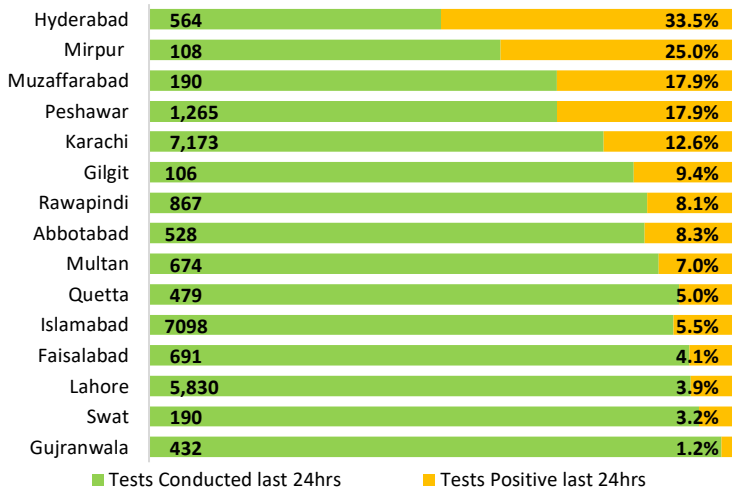
Director General Health Services Khyber Pakhtunkhwa, Dr Mohammad Niaz, inaugurated the workshop. During his speech, he highlighted the need for patients and health care providers safety in the era of COVID-19. He informed the participants that they would be nominated as focal person on patient safety in their hospitals.

On the 3rd day of the training, the participants visited Khyber Teaching Hospital Peshawar for hands on training on how to use WHO patient safety tool kit. The team was led by WHO Patient safety expert's Dr Zulfiqar Khan and Ms Afifa Baloch.



## POSITIVITY RATE BY MAJOR CITIES/DISTRICTS

Last 24 hrs



## SUMMARY TABLE (MAJOR CITIES/DISTRICTS)

Districts	Hospitalized				Home or elsewhere Isolation
	Stable	On low flow oxygen	On High flow oxygen	On Vent	
Lahore	229	37	63	60	168
Rawalpindi	48	49	34	19	03
Faisalabad	03	08	54	07	07
Multan	07	05	05	33	28
Gujranwala	00	00	03	00	156
Karachi	58	125	270	62	11,824
Hyderabad	06	09	09	00	1,412
Peshawar	00	57	144	21	816
Swat	00	01	06	00	32
Abbottabad	00	58	17	00	268
Quetta	00	05	17	00	430
Islamabad	31	83	94	48	4,323
Gilgit	00	07	00	00	27

## SUMMARY TABLE BY PROVINCE

Provinces	Lab Status				Hospitalized				Home Isolation	Recovered	Deaths
	Tested		Positive		Stable	Oxygen		On Vent.			
	Last 24hrs	Total	Last 24hrs	Total		On low flow	On High flow				
AJK	637	77,487	89	6,000	18	49	14	01	1,368	4,410	140
Balochistan	697	142,373	45	16,744	00	05	17	00	571	15,990	161
GB	313	51,728	20	4,526	00	08	03	00	151	4,270	94
Islamabad	7,098	606,745	392	26,569	31	83	94	48	4,323	21,712	278
KP	4,836	568,241	367	44,097	00	155	194	23	2,470	39,930	1,325
Punjab	13,865	1,849,653	553	114,010	361	160	191	131	12,328	97,991	2,848
Sindh	11,537	1,883,799	1,199	162,227	76	134	281	62	13,333	145,525	2,816

### Contact Details

**Dr Palitha Mahipala**

WHO Representative  
WHO Country Office  
Islamabad – Pakistan  
Tel: +92 51 9255183  
Email: mahipalap@who.int

**Dr Michael Lukwiya**

Incident Manager  
WHO Country Office  
Islamabad - Pakistan  
Tel: +92 51 9255184  
Email: lukwiyam@who.int