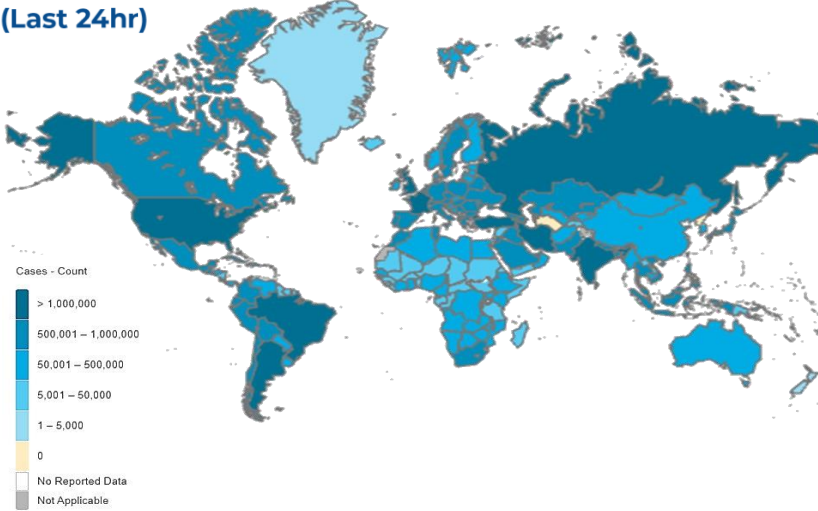
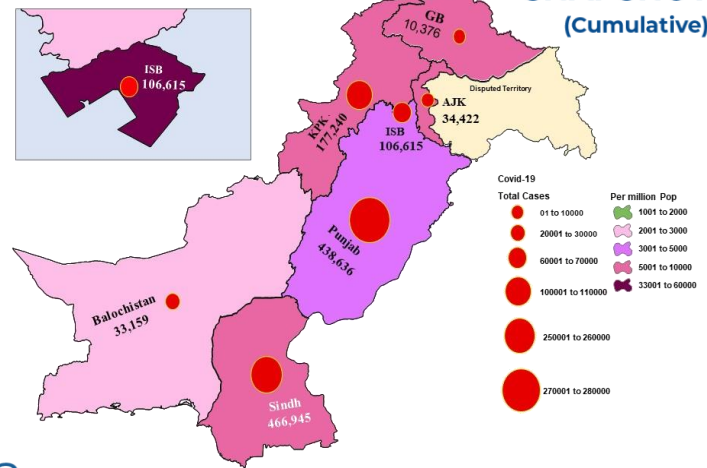




GLOBAL UPDATES (Last 24hr)



PAKISTAN COVID-19 SNAPSHOT (Cumulative)



438,684 Confirmed	7,189 Deaths	-10.17% Daily Changes	-4.62% Daily Changes	6,655,399,359 Vaccine doses	19,797,839 Suspected	20,405,357 Tests	1,267,393 Confirmed
1,214,673 Recovered	24,376 Active	28,344 Deaths					

As on 20th October 2021

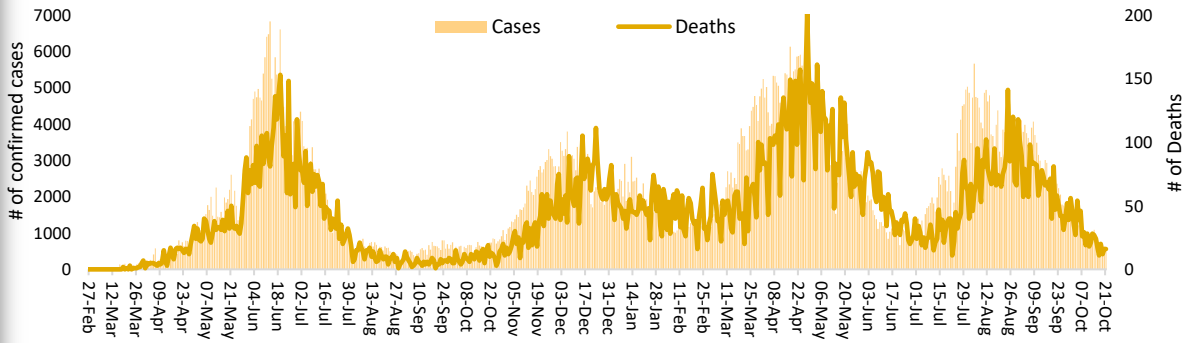
PAKISTAN SNAPSHOT (LAST 24hr)

38,782 Suspected	39,200 Tests	567 Confirmed	874 Recovered	1,704 Critical	16 Deaths
----------------------------	------------------------	-------------------------	-------------------------	--------------------------	---------------------

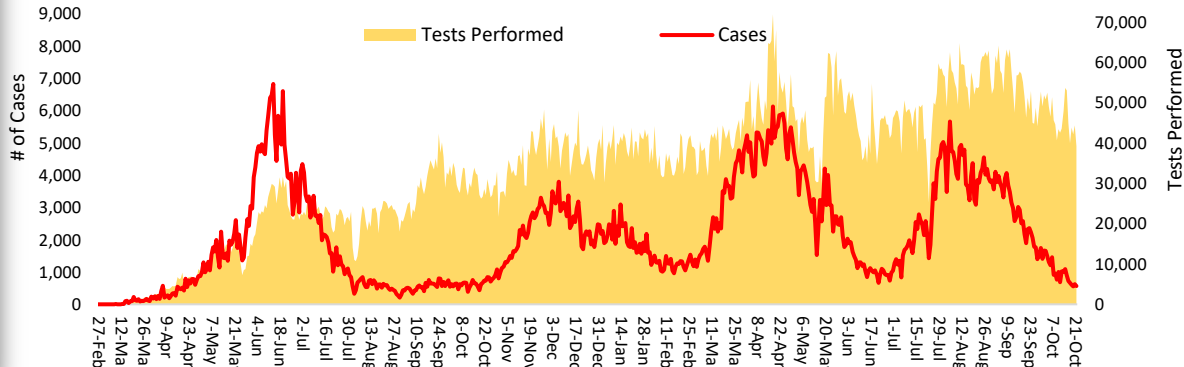
PAKISTAN VACCINE STATS

	First Dose 67,580,193
	Last 24 hrs: 370,839
	Fully Vaccinated 37,468,751
	Last 24 hrs: 426,468
	Total Doses Administered 98,607,708
	Last 24 hrs: 753,565

Daily Incidence and Death Rate (From 27 Feb 2020 to till date)



Daily Confirmed cases and Lab. Tests (From 27 Feb 2020 to till date)



FUNDS

Funds Requested for 2021: 14 Million USD
Gaps: 13.16 million USD

WHO appreciates the contribution of donors:
(UNOCHA & USAID)

Meetings & Coordination



On 20th October 2021, Drug Regulatory Authority Pakistan (DRAP) and the World Health Organization held the second expert consultative meeting on national COVID 19 vaccine production. The meeting was held at DRAP office, Islamabad and attended by among others; the CEO DRAP Dr. Asim Rauf and WHO Country Representative Pakistan Dr. Palitha Mahipala. The purpose of the meeting was to explore mechanisms of scaling up traditional vaccines production through technology transfer as well as to prepare demand for locally manufactured vaccines.

In his remarks, Dr. Palitha highlighted on WHO's collaborative efforts in supporting indigenous vaccine production. He pledged to continue supporting the government of Pakistan to realize this effort. The WR donated 10,000 medical masks as part of the Wear a mask Campaign. The CEO DRAP appreciated WHO Pakistan for its commitment in supporting the National Vaccines Production Strategy.

Positivity Rate by Major Cities/Districts

Districts	Daily Trend	Test Conducted (Last 24hrs)	Positive Cases (Last 24hrs)	Positivity Rate (%)
Abbottabad		134	1	0.7%
Swat		825	3	0.4%
Peshawar		1613	64	4.0%
Faisalabad		1115	17	1.5%
Gujranawala		1153	0	0.0%
Gujrat		71	0	0.0%
Lahore		4368	103	2.4%
Multan		652	8	1.2%
Rawalpindi		1622	34	2.1%
Islamabad		3419	44	1.3%
Karachi		3700	79	2.1%
Hyderabad		849	30	3.5%
Mirpur		30	0	0.0%
Muzaffarabad		42	3	7.1%

Summary Table by Province

Summary Table (Major Cities /Districts)

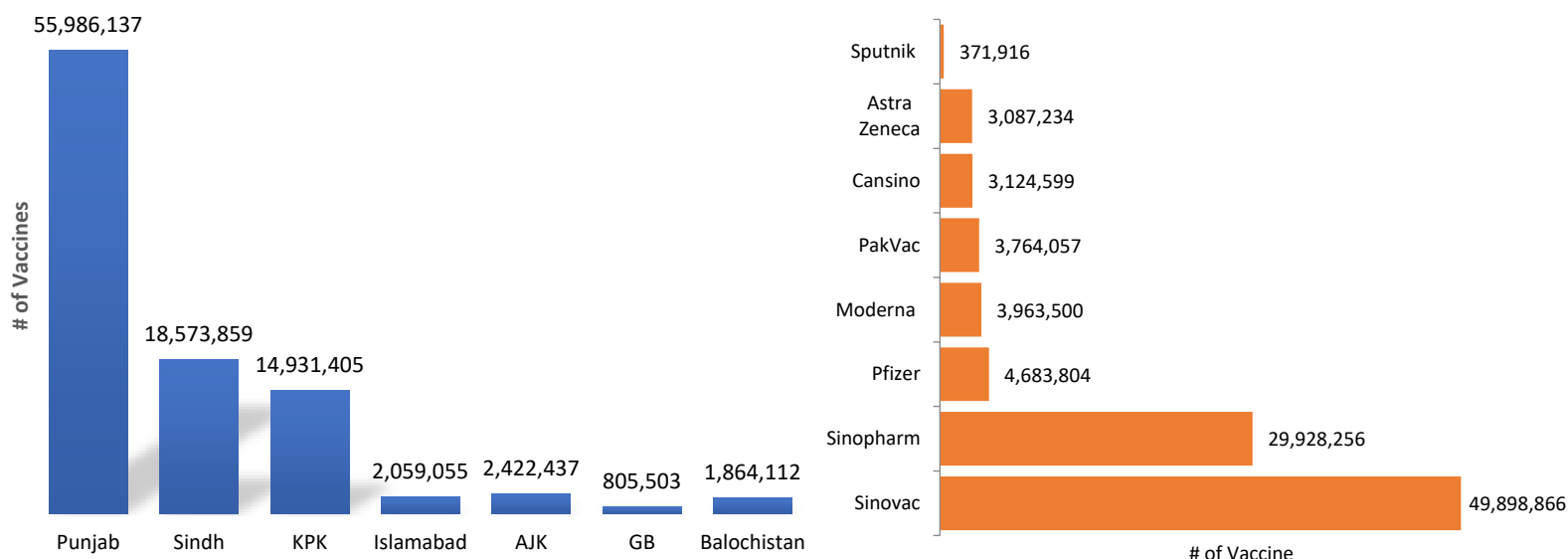
Districts	Hospitalized				Home or elsewhere Isolation
	Stable	On low flow oxygen	On High flow oxygen	On Vent	
Mirpur	00	01	03	00	23
Muzaffarabad	00	00	01	00	06
Quetta	00	00	04	00	48
Gilgit	00	02	01	00	29
Islamabad	02	36	65	15	352
Abbottabad	27	08	12	00	20
Peshawar	31	40	136	27	441
Swat	33	04	27	02	00
Bahawalpur	00	04	08	03	549
Faisalabad	01	13	72	03	2,512
Gujranwala	00	05	04	03	21
Lahore	13	45	135	78	2,432
Multan	00	64	19	36	1,024
Rawalpindi	70	11	32	06	2,143
Hyderabad	00	06	08	01	1,678
Karachi	01	83	80	14	7,422

Provinces	Lab Status				Stable	Hospitalized			Home Isolation	Total Recovered	Total Deaths
	Tested		Positive			Oxygen		On Vent.			
	Last 24hrs	Total (PCR+RA)	Last 24hrs	Total		On low flow	On High flow				
AJK	285	312,912	05	34,422	00	02	09	00	91	33,580	740
Balochistan	899	452,958	10	33,159	00	00	04	00	89	32,712	354
GB	554	199,534	02	10,376	00	02	01	00	73	10,114	186
Islamabad	3,419	2,117,471	44	106,615	02	36	65	15	352	105,207	938
KP	9,689	3,204,659	108	177,240	00	116	314	29	2,326	168,751	5,704
Punjab	15,406	7,782,084	203	438,636	36	253	460	168	7,561	417,275	12,883
Sindh	8,948	6,335,739	195	466,945	30	100	115	15	12,112	447,034	7,539

SARI/ILI surveillance summary, Week-41, 2021 (229 Sentinel Sites)

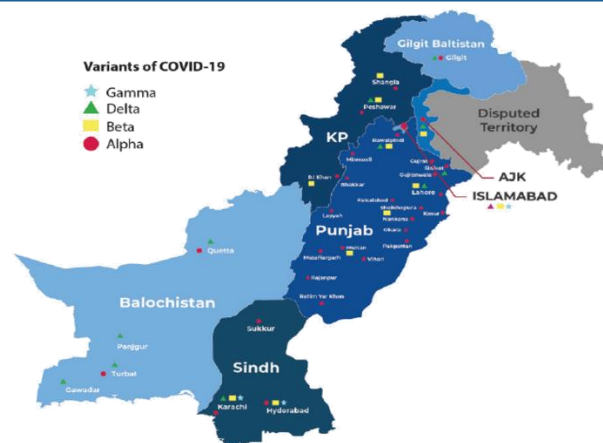
Province	SARI Cases					ILI Cases					Contact Tracing					Sentinel Sites			Bed Occupancy		
	Week-41					Week-41					Week-41					Week-41			Week-41		
	SARI Reported	Tested		Lab Positive		ILI Reported	Tested		Lab Positive		Contact Identified	Contact Lab Tested		Contact Lab Positive		Total Sentinel Sites	Sites Reported		Total Allocated Beds	Occupied Beds	
		No	%	No	%		No	%	No	%		No	%	No	%		No	%		No	%
Islamabad	79	79	100.0	1	1.3	240	113	47.1	2	1.8	18	10	55.6	1	10.0	7	7	100.0	677	140	20.7
Punjab	1350	1350	100.0	64	4.7	3409	2587	75.9	89	3.4	3007	2960	98.4	74	2.5	50	50	100.0	5233	660	12.6
Sindh	587	584	99.5	91	15.6	1879	1035	55.1	97	9.4	3124	2855	91.4	310	10.9	65	65	100.0	3623	989	27.3
KP	499	497	99.6	139	28.0	3958	3885	98.2	253	6.5	3029	2987	98.6	116	3.9	30	30	100.0	1740	541	31.1
Balochistan	116	101	87.1	6	5.9	918	401	43.7	14	3.5	441	402	91.2	5	1.2	44	42	95.5	302	56	18.5
AJK	135	135	100.0	7	5.2	863	673	78.0	5	0.7	213	213	100.0	5	2.3	20	20	100.0	724	137	18.9
GB	9	9	100.0	0	0.0	56	56	100.0	0	0.0	0	0	0.0	0	0.0	13	13	100.0	51	2	3.9
Total	2775	2755	99.3	308	11.2	11323	8750	77.3	460	5.3	9832	9427	95.9	511	5.4	229	227	99.1	12350	2525	20.4

COVID-19 Vaccination status by province and vaccine doses



COVID-19 sequenced genomes

Province	Wild Type	ALPHA	BETA	GAMMA	DELTA	Total
Punjab	46	371	16	1	330	764
Sindh	77	121	235	34	266	733
KP	28	48	6	-	24	106
Baluchistan	7	3	-	-	56	66
Islamabad	246	135	19	1	811	1,212
Gilgit	5	-	-	-	11	16
AJK	4	4	1	-	2	11
Unspecified	27	44	15	1	31	118
Totals	440	726	292	37	1531	3,026



Data Source: GISAID : <https://www.gisaid.org>, National Institute of Health, Pakistan, Aga Khan University hospital, Karachi.

The reported data is inclusive of PCR based genotyping for SARS-CoV2 variants and Whole Genome Sequencing information. Variant of Interest data is not including in this report.

Contact Details

Dr Palitha Mahipala

WHO Representative
WHO Country Office
Islamabad – Pakistan
Tel: +92 51 9255183
Email: mahipalap@who.int

Dr Michael Lukwiya

Incident Manager
WHO Country Office
Islamabad - Pakistan
Tel: +92 51 9255184
Email: lukwiyam@who.int