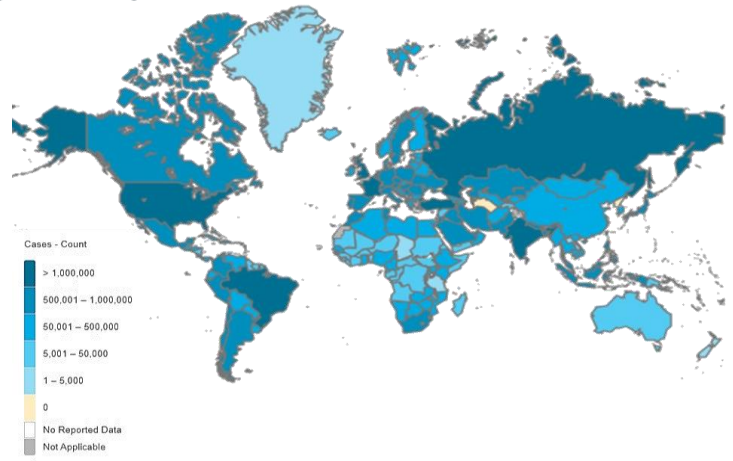


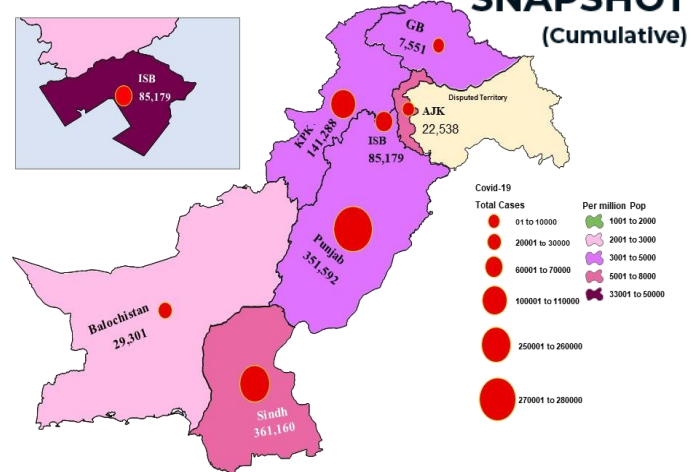
# PAKISTAN COVID-19 SITUATION REPORT

Thursday, 22<sup>nd</sup> July 2021 (1 year & 147 Days)

## GLOBAL UPDATES (Last 24hr)



## PAKISTAN COVID-19 SNAPSHOT (Cumulative)

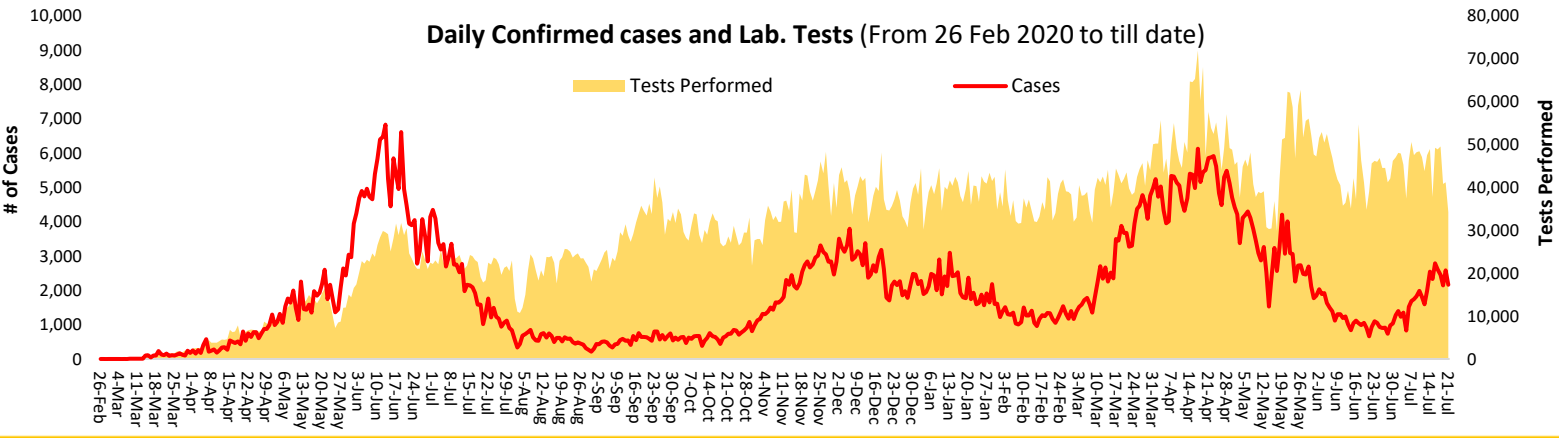
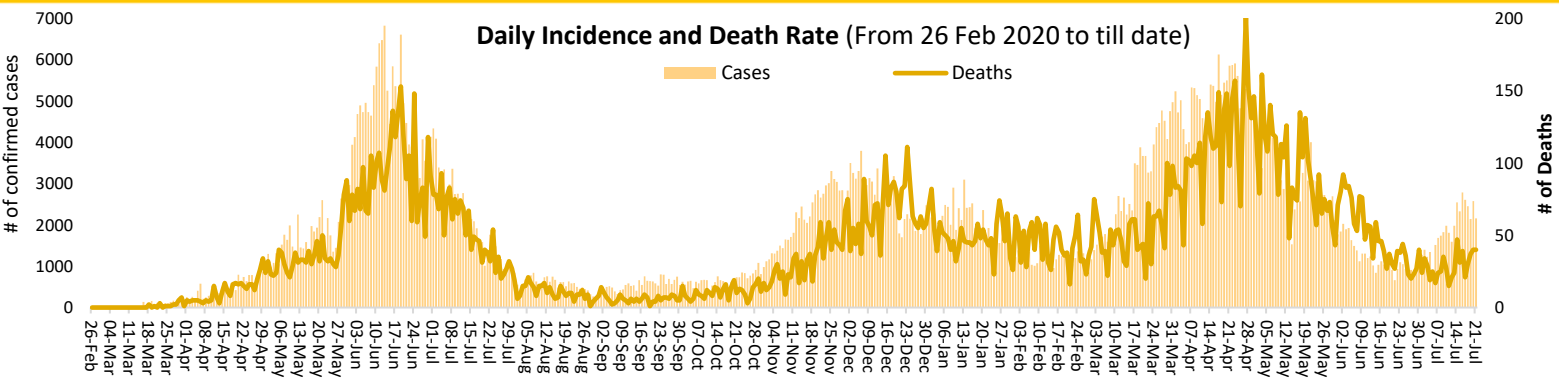


<b>404,831</b> Confirmed	<b>10,285</b> Deaths	<b>-10.77%</b> Daily Changes	<b>54.50%</b> Daily Changes
-----------------------------	-------------------------	---------------------------------	--------------------------------

<b>15,071,309</b> Suspected	<b>15,559,684</b> Tests	<b>998,609</b> Confirmed
<b>922,929</b> Recovered	<b>52,752</b> Active	<b>22,928</b> Deaths

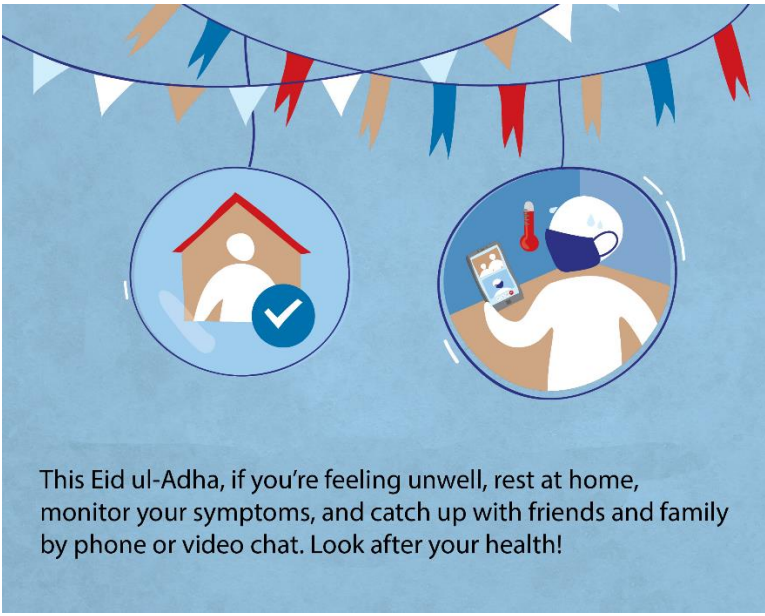
## PAKISTAN SNAPSHOT (LAST 24hr)

<b>30,184</b> Suspected	<b>34,216</b> Tests	<b>2,158</b> Confirmed	<b>895</b> Recovered	<b>2,525</b> Critical	<b>40</b> Deaths
----------------------------	------------------------	---------------------------	-------------------------	--------------------------	---------------------



**FUNDS**  
Funds Requested: 34 Million USD  
Gaps: 14.98 million USD

WHO appreciates the contribution of donors (FCDO, BMGF, DFATD Canada, JICA, UNOCHA, ECHO, South Korea, Czech Republic and Germany) to support Government of Pakistan towards, COVID-19 through WHO Pakistan.



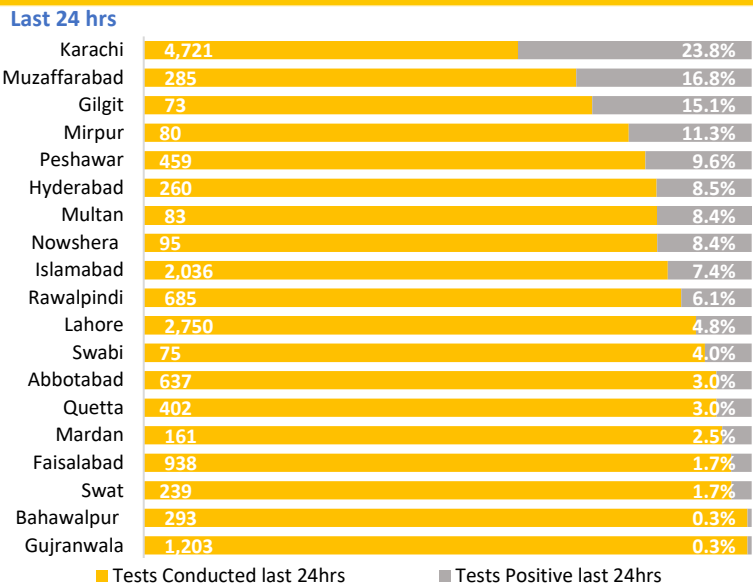
This Eid ul-Adha, if you're feeling unwell, rest at home, monitor your symptoms, and catch up with friends and family by phone or video chat. Look after your health!

## We all deserve to celebrate Eid ul-Adha safely this year

- ✓ Limit social gatherings
- ✓ Maintain physical distance
- ✓ Wear a mask
- ✓ Wash your hands
- ✓ Get vaccinated



### Positivity Rate by Major Cities/Districts



### Summary Table (Major Cities /Districts)

Districts	Hospitalized				Home or elsewhere Isolation
	Stable	On low flow oxygen	On High flow oxygen	On Vent	
Mirpur	00	00	03	00	35
Muzaffarabad	01	06	13	01	674
Quetta	00	00	07	00	436
Gilgit	01	25	24	00	338
Islamabad	00	74	63	21	2,148
Abbottabad	00	44	5	00	159
Peshawar	00	16	153	19	757
Swat	00	02	10	00	29
Bahawalpur	00	03	14	04	23
Faisalabad	18	25	61	03	2,512
Gujranwala	00	03	06	04	02
Lahore	39	55	121	82	2,432
Multan	01	41	07	18	1,024
Rawalpindi	05	52	76	12	138
Hyderabad	03	13	00	00	2,259
Karachi	59	213	656	66	28,945

### Summary Table by Province

Provinces	Lab Status				Hospitalized				Home Isolation	Total Recovered	Total Deaths
	Tested		Positive		Stable	Oxygen		On Vent.			
	Last 24hrs	Total (PCR+RA)	Last 24hrs	Total		On low flow	On High flow				
AJK	991	231,850	199	22,538	05	13	28	01	1,712	20,173	606
Balochistan	713	331,144	59	29,301	12	05	09	00	1,455	27,500	320
GB	636	144,625	16	7,551	11	27	31	00	753	6,607	122
Islamabad	2,036	1,730,163	151	85,179	00	74	63	21	2,148	82,085	788
KP	7,214	2,269,032	150	141,288	00	170	243	22	1,952	134,499	4,402
Punjab	9,137	6,004,116	247	351,592	136	320	372	143	9,427	330,288	10,906
Sindh	13,489	4,848,754	1,336	361,160	134	241	676	66	32,482	321,777	5,784

### Contact Details

**Dr Palitha Mahipala**  
 WHO Representative  
 WHO Country Office  
 Islamabad – Pakistan  
 Tel: +92 51 9255183  
 Email: mahipalap@who.int

**Dr Michael Lukwiya**  
 Incident Manager  
 WHO Country Office  
 Islamabad - Pakistan  
 Tel: +92 51 9255184  
 Email: lukwiyam@who.int