

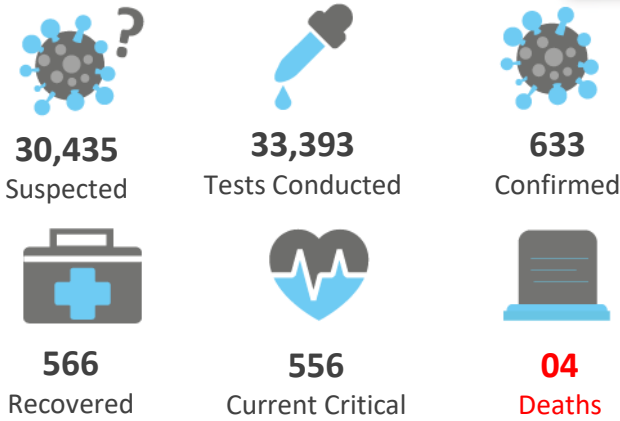


World Health Organization


SITUATION REPORT

COVID-19 PAKISTAN

Daily COVID-19 Pakistan Updates (Last 24hrs)



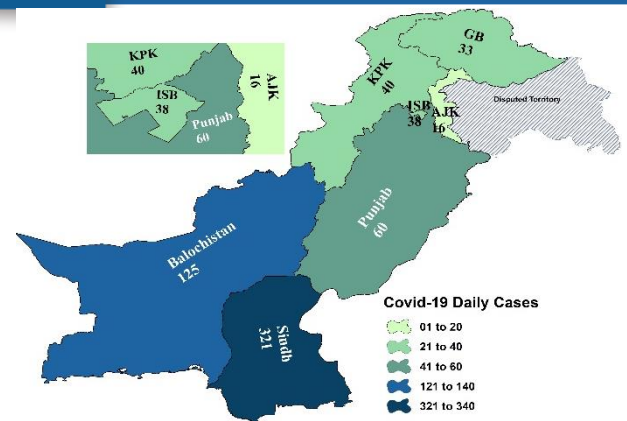
Daily COVID-19 Global Updates (Last 24hrs)



Executive Summary

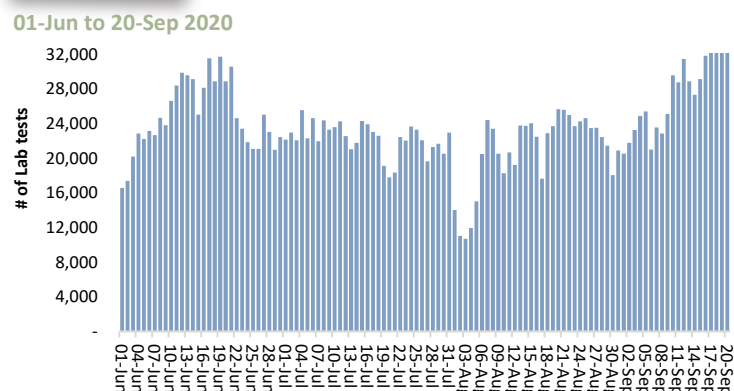
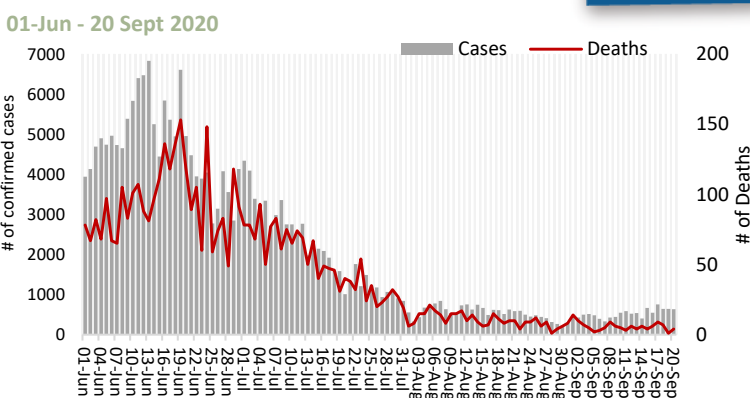
Daily Incidence by Province

Pakistan reported **633** new cases of COVID-19 on **20 September 2020**. The total number of cases notified since the beginning of the outbreak is **306,304** with **6,416** deaths (**CFR: 2.09%**). Out of the total **7,015** currently active cases, **837** cases are hospitalized, out of which **556 (66.42%)** are in critical condition. **6,178** COVID-19 positive cases are at designated isolation facilities or in-home isolation. A total of **292,869 (95.61%)** have recovered and discharged.



Daily Incidence/Mortality

Daily Lab Test conducted



Funds

Funds Requested: 21,5 Million USD
Gaps: 9.73 Million USD

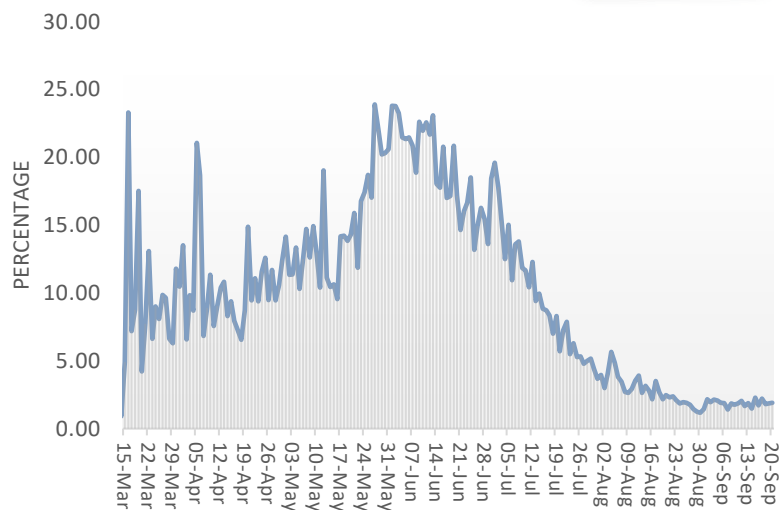
WHO appreciates the contribution of donors (DFID, BMGF, DFATD Canada, JICA, UNOCHA, ECHO, South Korea, Czech Republic and Germany) to support Government of Pakistan respond to COVID-19 through WHO Pakistan.

Maintaining Essential Health Services

Today, 21st September 2020, WHO country representative, Pakistan Dr Palitha Mahipala participated in inaugural session of the launch of the “National Drug Resistant TB Guidelines and Latent TB Infection (LTBI) Guidelines 2020” at Pearl Continental hotel, Bhurban. The launch was organized by WHO country office Pakistan in collaboration with National TB program. Objectives are to disseminate the updated guidelines to stakeholders and develop a plan for implementation of the guidelines/recommendations at National & subnational level. During the launch, WR reiterated WHO’s commitment and resolve to support in providing technical assistance needed for ending TB.

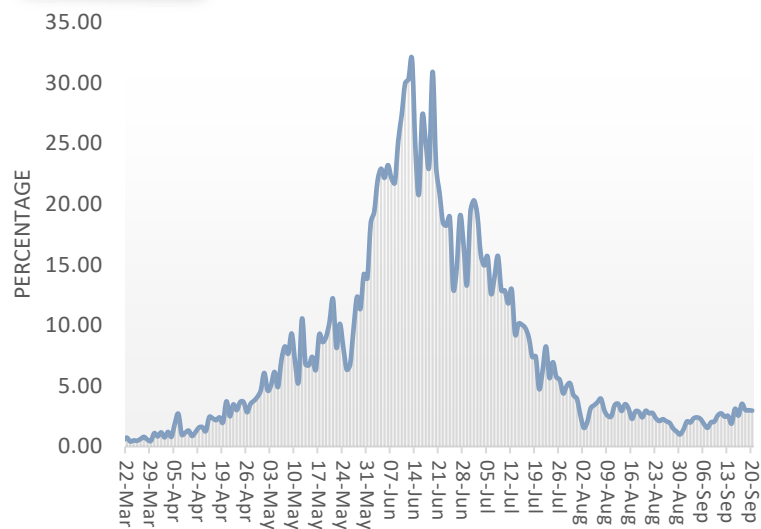


Daily COVID-19 Positivity Rate



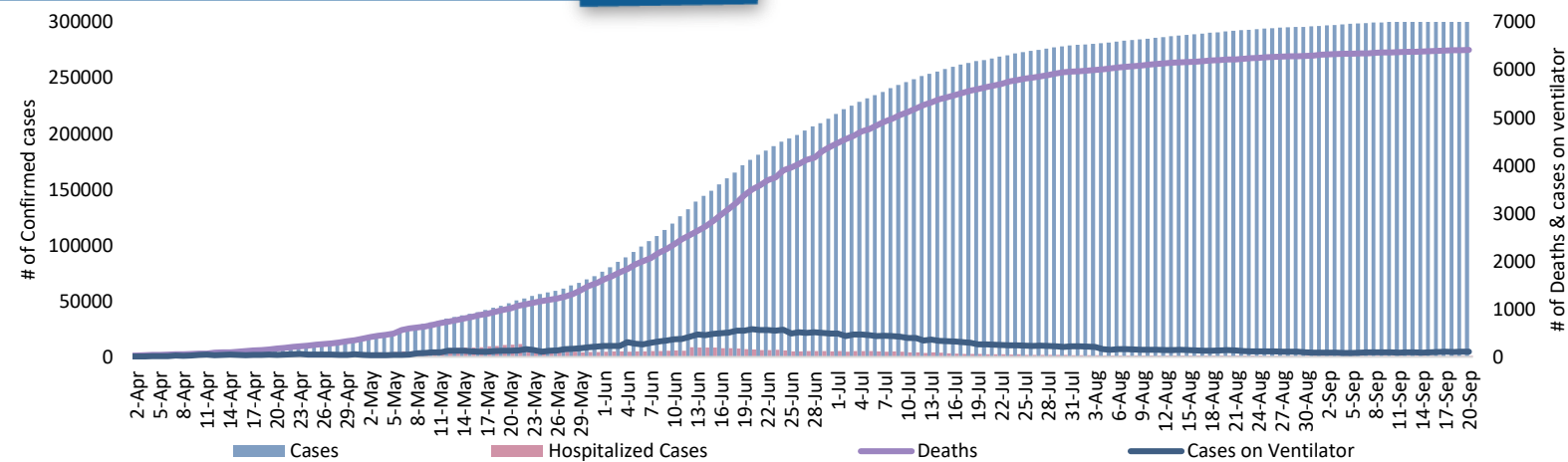
Daily COVID-19 Attack rate

Per million population



Trends of COVID-19 confirmed cases

Hospitalized, on Ventilators & Deaths



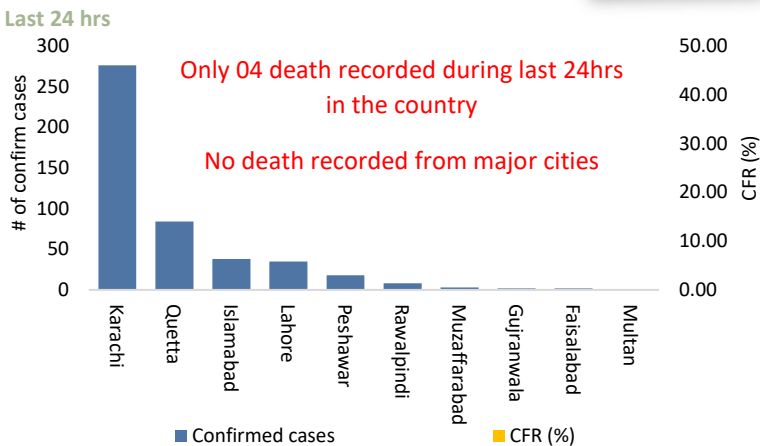
Summary Table (Cumulative/current)

as of 21st September 2020

Lab Status (cumulative)		Hospitalized (current)			Home or elsewhere Isolation	Recovered	Deaths
Tested	Positive	Stable	On oxygen	On Vent.			
3,194,317	306,304	281	450	106	6,178	292,869	6,420

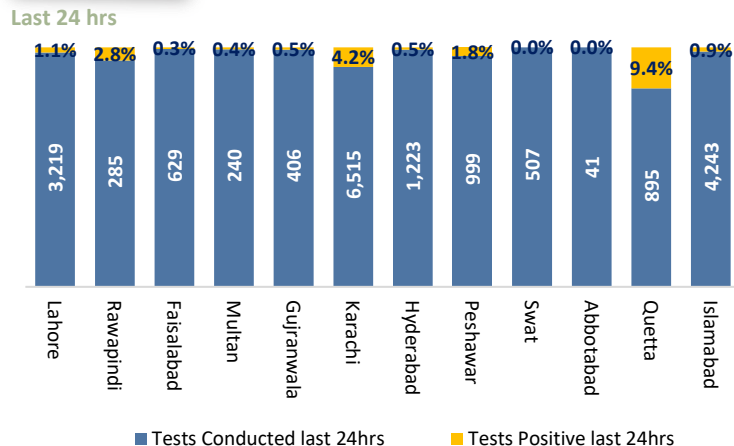
COVID-19 Confirmed cases & CFR

by Major Cities / Districts



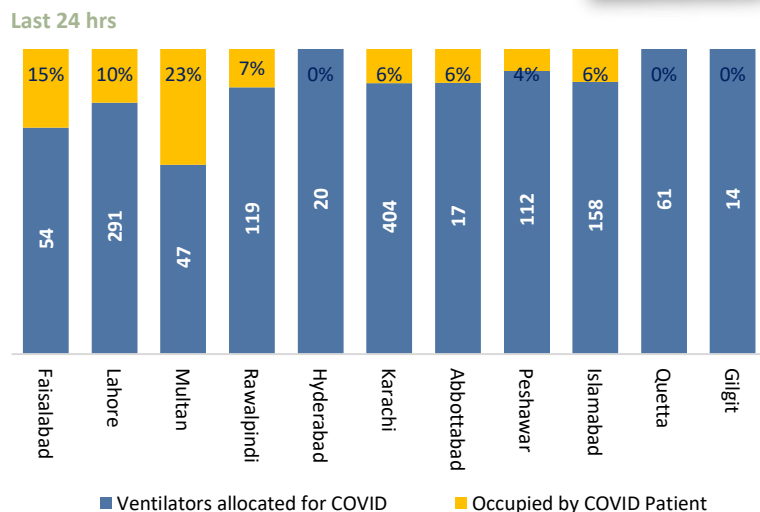
COVID-19 Positivity rates

by Major Cities / Districts



Occupied COVID-19 ventilators

by Major Cities / Districts



Summary Table

by Major Cities / Districts

Districts	Hospitalized				Home or elsewhere Isolation
	Stable	On low flow oxygen	On High flow oxygen	On Vent.	
Lahore	01	25	87	28	176
Rawalpindi	02	23	06	08	03
Faisalabad	02	02	10	08	07
Multan	01	00	00	11	28
Gujranwala	01	00	27	01	156
Karachi	21	54	93	24	1,211
Hyderabad	04	03	03	00	104
Peshawar	00	01	11	04	105
Swat	00	00	00	00	33
Abbottabad	00	04	00	01	21
Quetta	00	00	00	00	717
Islamabad	13	16	08	09	379

Summary Table by Province

As of 21st September 2020

Provinces	Lab Status		Hospitalized				Home or elsewhere Isolation	Recovered	Deaths
	Tested	Positive	Stable	On low flow Oxygen	On High flow Oxygen	On Vent.			
AJK	40,321	2,533	12	03	01	00	183	2,265	69
Balochistan	88,807	14,394	00	00	00	00	1,178	13,071	145
GB	29,093	3,483	26	23	05	01	290	3,056	82
Islamabad	326,473	16,162	13	16	08	09	379	15,557	180
KP	331,254	37,357	00	09	14	06	509	35,561	1,258
Punjab	1,150,312	98,428	122	77	139	66	846	94,952	2,226
Sindh	1,228,057	133,947	108	57	98	24	2,793	128,407	2,460

Source: Ministry of national health Services, regulations and coordination, National emergency operation center

Contact Details

Dr Palitha Mahipala
WHO Representative
WHO Country Office
Islamabad – Pakistan
Tel: +92 51 9255183
ail: mahipalap@who.int

Dr Michael Lukwiya
Incident Manager
WHO Country Office
Islamabad - Pakistan
Tel: +92 51 9255184
Email: lukwiyam@who.int