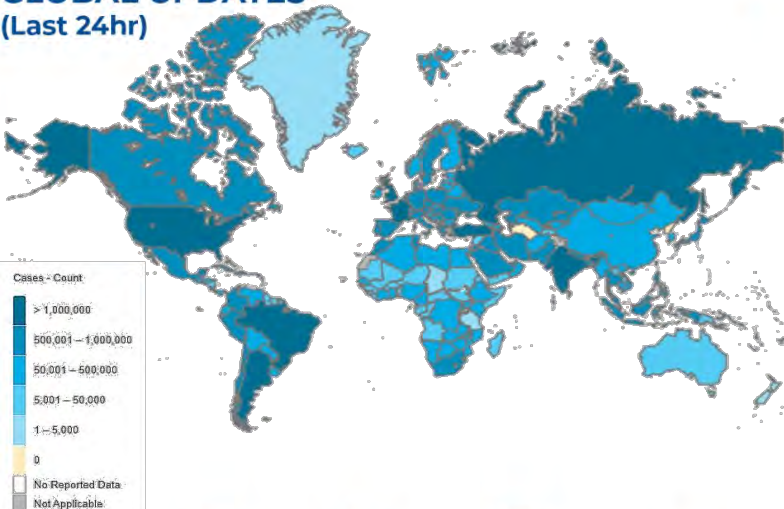
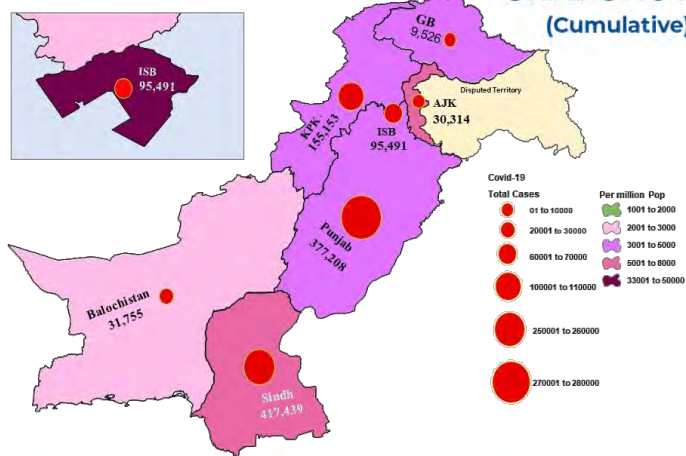




GLOBAL UPDATES (Last 24hr)



PAKISTAN COVID-19 SNAPSHOT (Cumulative)



666,959 Confirmed	10,584 Deaths	-12.19% Daily Changes	24.68% Daily Changes	4,543,716,443 Vaccine doses	16,571,019 Suspected	17,115,272 Tests	1,116,886 Confirmed
1,002,430 Recovered	89,673 Active	24,783 Deaths					

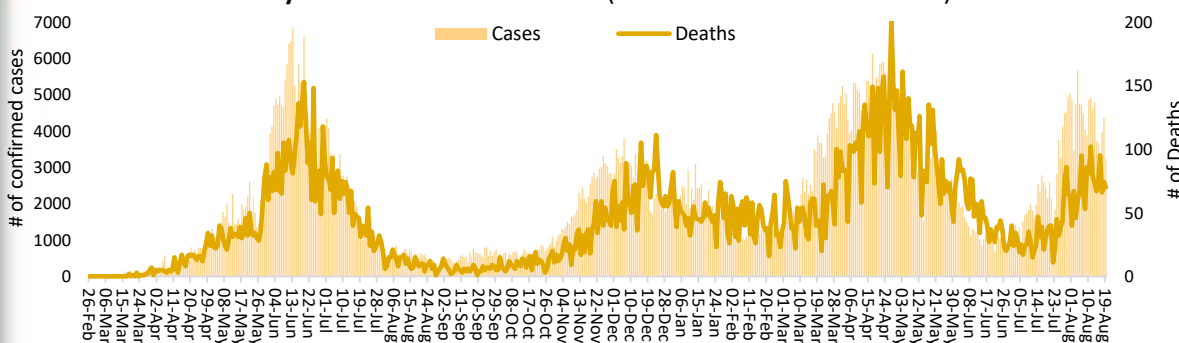
PAKISTAN SNAPSHOT (LAST 24hr)

50,691 Suspected	51,982 Tests	3,239 Confirmed	3,027 Recovered	4,894 Critical	70 Deaths
----------------------------	------------------------	---------------------------	---------------------------	--------------------------	---------------------

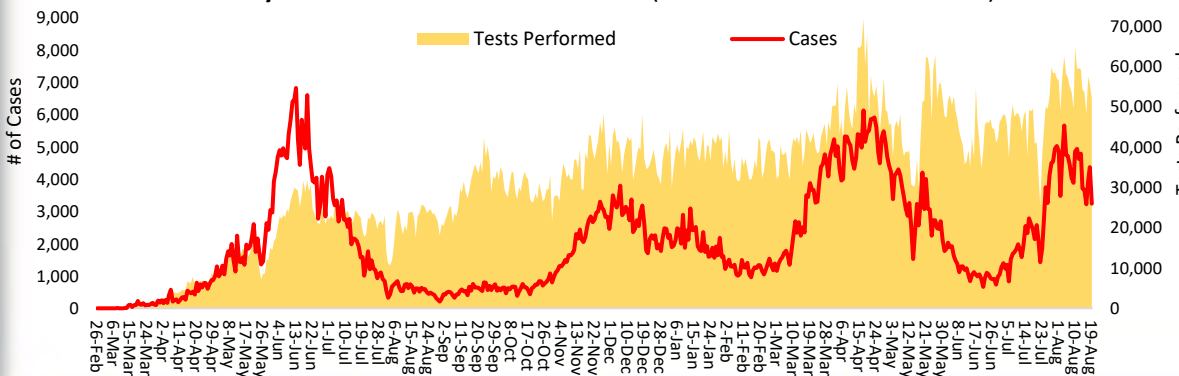
PAKISTAN VACCINE STATS

	First Dose 35,870,447
	Last 24 hrs: 309,029
	Fully Vaccinated 12,904,243
	Last 24 hrs: 137,232
	Total Doses Administrated 44,853,054
	Last 24 hrs: 414,760

Daily Incidence and Death Rate (From 26 Feb 2020 to till date)



Daily Confirmed cases and Lab. Tests (From 26 Feb 2020 to till date)



FUNDS

Funds Requested: 34 Million USD
Gaps: 14.98 million USD

WHO appreciates the contribution of donors (FCDO, BMGF, DFATD Canada, JICA, UNOCHA, ECHO, South Korea, Czech Republic and Germany) to support Government of Pakistan towards, COVID-19 through WHO Pakistan.



On 13th August 2021, WHO Country Representative Pakistan, Dr Palitha Mahipala met with the Chief Executive Officer Sindh Healthcare Commission (SHCC), Dr Bakir Raza Rizvi. The meeting was attended by the Directors of the SHCC.

Dr Bakir briefed the WR on the roles being played by SHCC in ensuring quality assurance in public and private sectors. Dr Palitha informed the meeting that WHO has supported strengthening of Infection, Prevention, and Control in 6 hospitals in Larkana notably, the donation of 3 incinerators at Larkana, Ratodero and Naudero. The WR implored SHCC to take up roles in strengthening waste management in the public and private sector especially, medical waste disposal.

Dr Bakir appreciated WHO technical and financial support and pledged to utilize the support to improve on the quality of services.

Positivity Rate by Major Cities/Districts

Districts	Test Conducted (Last 24hrs)	Positive Cases (Last 24hrs)	Positivity Rate (%)
Abbottabad	296	36	12.2%
Swat	631	28	4.4%
Peshawar	1890	238	12.6%
Faisalabad	866	68	7.9%
Gujernawala	3339	41	1.2%
Gujrat	354	10	2.8%
Lahore	6027	411	6.8%
Multan	531	31	5.8%
Rawalpindi	2029	129	6.4%
Islamabad	4363	295	6.8%
Karachi	4318	545	12.6%
Hyderabad	1565	241	15.4%
Mirpur	123	18	14.6%
Muzaffarabad	178	16	9.0%

Summary Table (Major Cities /Districts)

Districts	Hospitalized				Home or elsewhere Isolation
	Stable	On low flow oxygen	On High flow oxygen	On Vent	
Mirpur	01	00	24	00	352
Muzaffarabad	01	07	14	00	707
Quetta	00	00	7	00	218
Gilgit	00	13	14	00	156
Islamabad	02	143	195	51	5,196
Abbottabad	00	87	82	00	611
Peshawar	00	48	355	39	1,643
Swat	00	76	102	00	10
Bahawalpur	00	15	80	21	23
Faisalabad	18	32	175	08	2,512
Gujranwala	00	11	58	11	02
Lahore	53	64	231	131	2,432
Multan	01	94	8	56	1,024
Rawalpindi	05	73	169	24	138
Hyderabad	06	40	39	01	3,145
Karachi	144	200	674	94	42,110

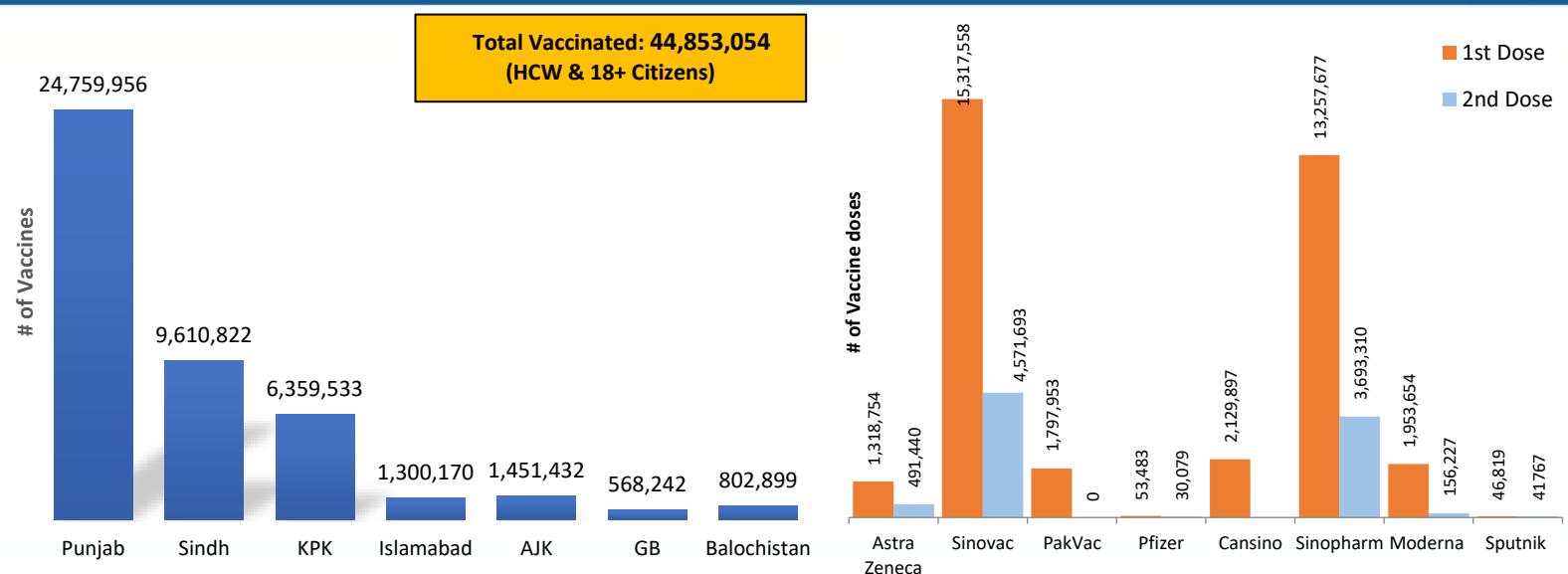
Summary Table by Province

Provinces	Lab Status				Hospitalized				Home Isolation	Total Recovered	Total Deaths
	Tested		Positive		Stable	Oxygen		On Vent.			
	Last 24hrs	Total (PCR+RA)	Last 24hrs	Total		On low flow	On High flow				
AJK	1,008	265,386	203	30,314	12	26	74	01	4,692	24,837	672
Balochistan	667	380,816	29	31,755	11	03	10	00	590	30,806	335
GB	00	166,220	00	9,526	09	31	26	01	825	8,465	169
Islamabad	4,363	1,842,533	295	95,491	02	143	195	51	5,196	89,062	842
KP	10,065	2,543,285	547	155,153	00	505	789	41	5,912	143,176	4,730
Punjab	20,345	6,557,364	956	377,208	271	649	942	282	20,650	342,935	11,479
Sindh	15,534	5,359,668	1,209	417,439	189	264	765	96	46,421	363,149	6,556

SARI/ILI surveillance summary, Week-32, 2021 (197 Sentinel Sites)

Province	SARI Cases					ILI Cases					Contact Tracing					Sentinel Sites			Bed Occupancy			
	SARI Reported	Week-32		Week-32		ILI Reported	Week-32		Week-32		Contact Identified	Week-32		Contact Lab Positive	Week-32		Total Sentinel Sites	Week-32		Total Allocated Beds	Week-32	
		Tested		Lab Positive			Tested		Lab Positive			Contact Lab Tested			Sites Reported			Occupied Beds				
		No	%	No	%		No	%	No	%		No	%		No	%		No	%			
Islamabad	244	244	100.0	31	12.7	442	380	85.9	48	12.6	395	268	67.8	54	20.1	7	7	100.0	789	232	29.4	
Punjab	1181	1181	100.0	153	13.0	1839	1420	77.2	173	12.2	2994	2940	98.2	50	1.7	38	38	100.0	4218	901	21.4	
Sindh	1062	1062	100.0	347	32.7	2387	1602	67.1	287	17.9	5283	4998	94.6	94	18.8	65	65	100.0	7520	1978	26.3	
KP	804	804	100.0	360	44.8	6880	6802	98.9	1162	17.1	4518	4402	97.4	144	3.3	30	30	100.0	1736	925	53.3	
Balochistan	254	245	96.4	17	6.9	1987	832	41.9	28	3.4	811	744	91.7	11	1.5	44	42	35.4	375	81	21.6	
AJK	538	538	100.0	329	61.1	778	683	87.8	307	44.9	2180	2180	100.0	718	32.9	9	9	100.0	588	338	57.4	
GB	47	45	95.7	6	13.3	220	203	92.3	14	6.9	488	436	89.3	98	22.4	6	6	100.0	51	12	23.5	
Total	4130	4119	99.7	1243	30.2	14533	11922	82.0	2019	16.9	16669	15968	95.8	2017	12.6	199	197	99.0	15277	4467	29.2	

COVID-19 Vaccination status by province and vaccine doses



COVID-19 sequenced genomes

Province	Wild Type	ALPHA	BETA	GAMMA	DELTA	Total
Punjab	41	193	05	01	210	450
Sindh	77	117	222	34	221	671
KP	21	06	04	-	21	52
Baluchistan	07	03	-	-	56	66
Islamabad	245	87	15	01	684	1,032
Gilgit	05	-	-	-	-	05
AJK	04	04	01	-	01	10
Unspecified	27	44	14	01	27	113
Total	427	454	261	37	1,220	2,399

Data Source: GISAID : <https://www.gisaid.org>., National Institute of Health, Pakistan ,Aga Khan University hospital, Karachi. The reported data is inclusive of PCR based genotyping for SARS-CoV2 variants and Whole Genome Sequencing information

Contact Details

Dr Palitha Mahipala

WHO Representative
WHO Country Office
Islamabad – Pakistan
Tel: +92 51 9255183
Email: mahipalap@who.int

Dr Michael Lukwiya

Incident Manager
WHO Country Office
Islamabad - Pakistan
Tel: +92 51 9255184
Email: lukwiyam@who.int