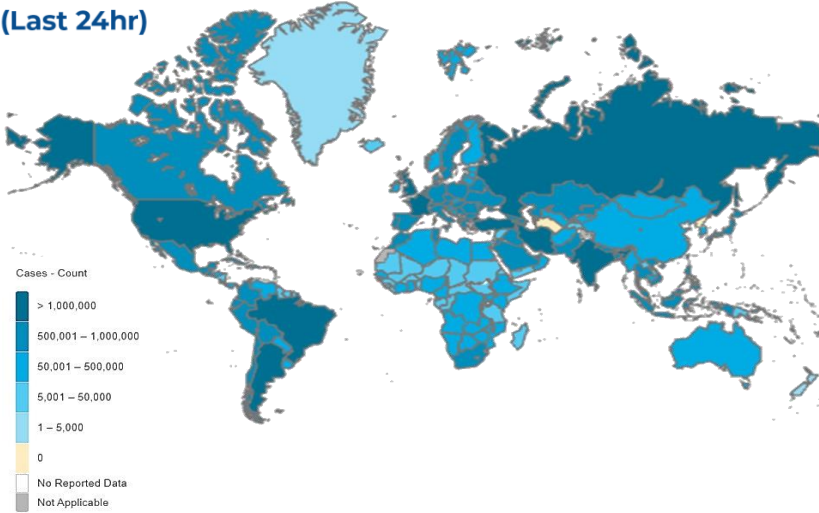
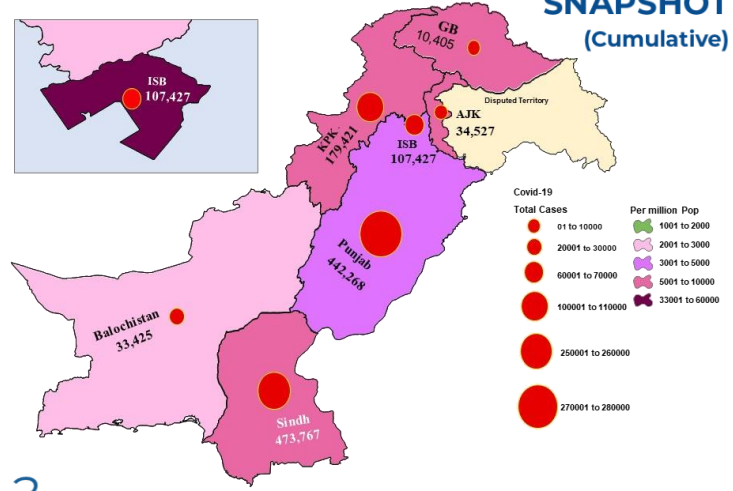




GLOBAL UPDATES (Last 24hr)



PAKISTAN COVID-19 SNAPSHOT (Cumulative)



555,946 Confirmed	7,990 Deaths	8.49% Daily Changes	-7.35% Daily Changes	7,370,902,499 Vaccine doses	20,862,624 Suspected	21,565,738 Tests	1,281,240 Confirmed
1,230,094 Recovered	22,498 Active	28,648 Deaths					

As on 17th November 2021

PAKISTAN SNAPSHOT (LAST 24hr)

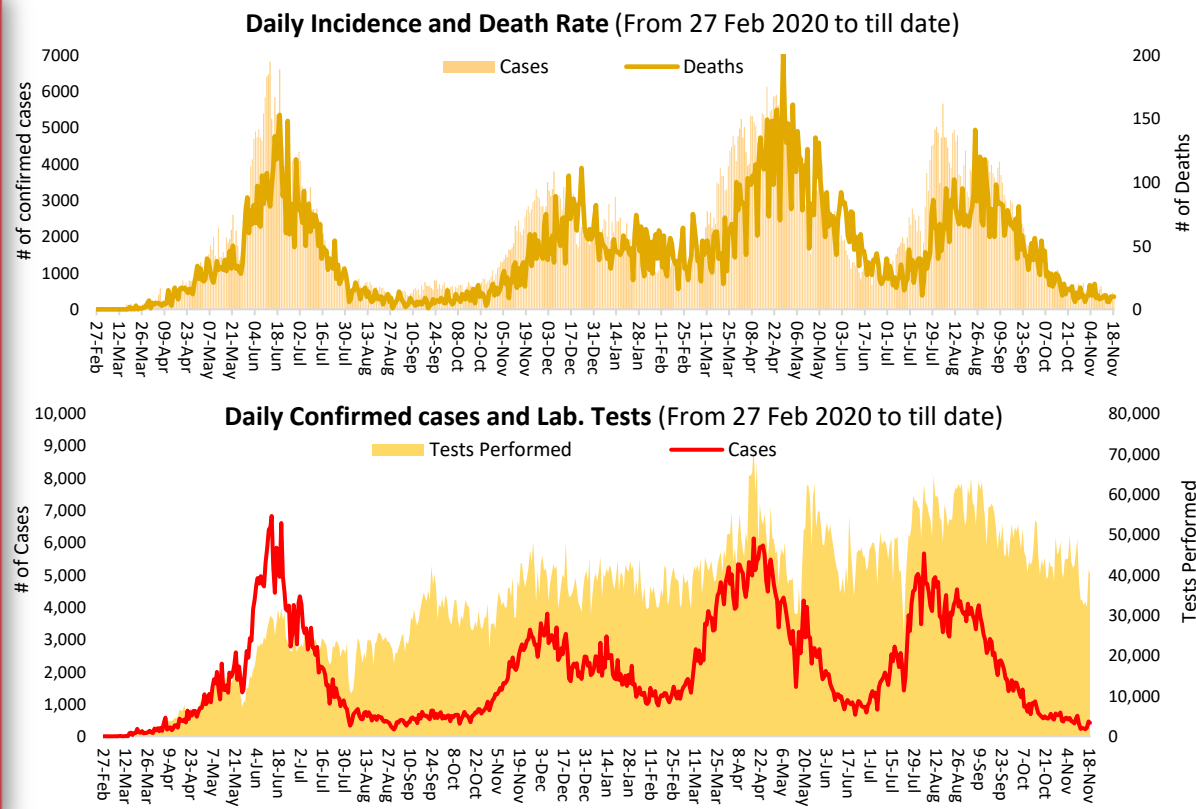
40,043 Suspected	40,143 Tests	418 Confirmed	411 Recovered	1,083 Critical	10 Deaths
----------------------------	------------------------	-------------------------	-------------------------	--------------------------	---------------------

PAKISTAN VACCINE STATS

First Dose: 78,747,199
Last 24 hrs: 92,710

Fully Vaccinated: 48,890,845
Last 24 hrs: 141,416

Total Doses Administrated: 120,233,579
Last 24 hrs: 230,136



Meetings & Coordination



On 19th November 2021, the Ministry of National Health Services Regulations and Coordination in collaboration with the World Health Organization Pakistan conducted an awareness walk in commemoration of the World Antimicrobial Awareness Week, 2021. WHO Country Representative Pakistan, Dr Palitha Mahipala, Executive Director NIH, Gen. Dr Aamer Ikram & Chief Executive Officer, Drug Regulatory Authority of Pakistan (DRAP) Dr Asim Rauf participated in the walk.

In his speech, Dr Palitha highlighted on the need for a multisectoral collaboration of the One Health partners in promoting rational use of antimicrobials. He pledged continued support of WHO to NIH, DRAP and NVL. Dr Asim noted that DRAP has issued rules against irrational and unethical prescribing by health care professionals. Dr Aamir Ikram appreciated WHO Pakistan support that he noted will contribute to tackling challenges of AMR.

Positivity Rate by Major Cities/Districts

Districts	Daily Trend	Test Conducted (Last 24hrs)	Positive Cases (Last 24hrs)	Positivity Rate (%)
Abbottabad		262	0	0.0%
Swat		602	5	0.8%
Peshawar		1652	41	2.5%
Faisalabad		834	5	0.6%
Gujranawala		133	3	2.3%
Gujrat		822	1	0.1%
Lahore		3316	57	1.7%
Multan		430	1	0.2%
Rawalpindi		1417	20	1.4%
Islamabad		3808	21	0.6%
Karachi		3340	31	0.9%
Hyderabad		2265	41	1.8%
Mirpur		40	1	2.5%
Muzaffarabad		29	0	0.0%

Summary Table by Province

Summary Table (Major Cities /Districts)

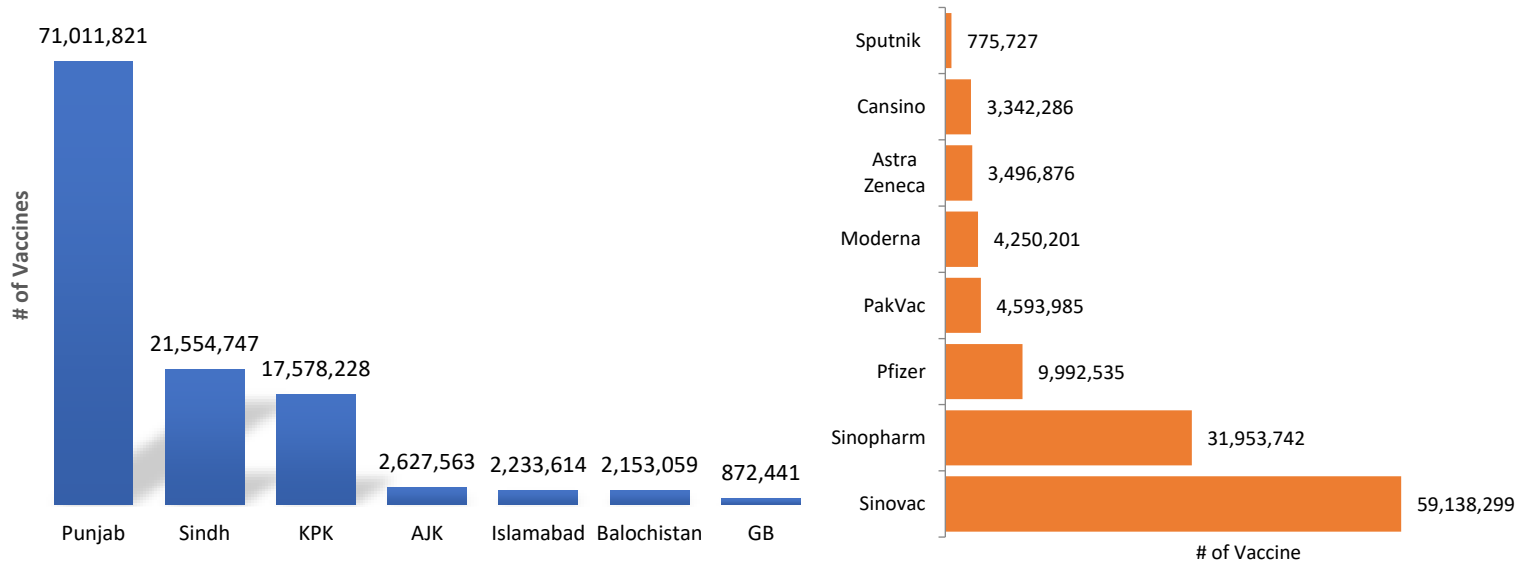
Districts	Hospitalized				Home or elsewhere Isolation
	Stable	On low flow oxygen	On High flow oxygen	On Vent	
Mirpur	01	02	02	00	07
Muzaffarabad	00	00	01	00	05
Quetta	00	00	03	00	44
Gilgit	00	05	00	00	07
Islamabad	01	31	31	09	244
Abbottabad	00	03	03	00	21
Peshawar	00	24	86	20	226
Swat	00	00	21	00	00
Bahawalpur	00	11	00	03	33
Faisalabad	00	07	45	07	2,512
Gujranwala	00	01	00	00	00
Lahore	04	18	88	40	2,434
Multan	00	38	00	12	1,030
Rawalpindi	29	07	12	02	160
Hyderabad	00	03	04	00	1,722
Karachi	01	83	84	12	7,751

Provinces	Lab Status				Stable	Hospitalized			Home Isolation	Total Recovered	Total Deaths
	Tested		Positive			Oxygen		On Vent.			
	Last 24hrs	Total (PCR+RA)	Last 24hrs	Total		On low flow	On High flow				
AJK	177	318,940	06	34,527	01	04	04	00	30	33,747	741
Balochistan	644	469,101	03	33,425	00	00	03	00	83	32,981	358
GB	263	209,322	01	10,405	00	05	00	00	16	10,198	186
Islamabad	3,808	2,210,500	21	107,427	01	31	31	09	244	106,161	950
KP	7,690	3,458,533	75	179,421	00	59	203	20	1,018	172,309	5,812
Punjab	14,434	8,221,635	106	442,268	18	174	266	77	6,666	422,077	12,990
Sindh	13,127	6,677,707	206	473,767	24	93	92	12	13,314	452,621	7,611

SARI/ILI surveillance summary, Week-45, 2021 (218 Sentinel Sites)

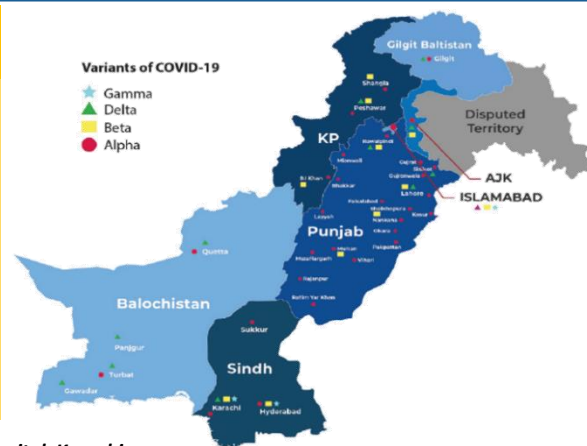
Province	SARI Cases					ILI Cases					Contact Tracing					Sentinel Sites			Bed Occupancy		
	Week-45					Week-45					Week-45					Week-45			Week-45		
	SARI Reported	Tested		Lab Positive		ILI Reported	Tested		Lab Positive		Contact Identified	Contact Lab Tested		Contact Lab Positive		Total Sentinel Sites	Sites Reported		Total Allocated Beds	Occupied Beds	
		No	%	No	%		No	%	No	%		No	%	No	%		No	%		No	%
Islamabad	61	61	100.0	2	3.3	314	165	52.5	3	1.8	16	12	75.0	2	16.7	7	7	100.0	539	67	12.4
Punjab	962	962	100.0	32	3.3	2004	1589	79.3	26	1.6	1353	1350	99.8	14	1.0	50	50	100.0	4265	350	8.2
Sindh	634	626	98.7	74	11.8	1764	1165	66.0	89	7.6	2442	1404	57.5	202	14.4	65	65	100.0	3623	949	26.2
KP	250	249	99.6	58	23.3	3619	3550	98.1	81	2.3	1763	1763	100.0	33	1.9	30	30	100.0	2066	174	8.4
Balochistan	166	136	81.9	11	8.1	928	405	43.6	16	4.0	497	407	81.9	10	2.5	44	42	95.5	302	69	22.8
AJK	22	22	100.0	1	4.5	196	165	84.2	1	0.6	24	24	100.0	0	0.0	9	9	100.0	588	51	8.7
GB	5	5	100.0	0	0.0	61	23	37.7	0	0.0	0	0	0.0	0	0.0	13	8	61.5	51	0	0.0
Total	2100	2061	98.1	178	8.6	8886	7062	79.5	216	3.1	6095	4960	81.4	261	5.3	218	211	96.8	11434	1660	14.5

COVID-19 Vaccination status by province and vaccine doses as of 18th November 2021



COVID-19 sequenced genomes

Province	Wild Type	ALPHA	BETA	GAMMA	DELTA	DELTA +	Total
Punjab	46	371	16	01	345	-	779
Sindh	77	121	235	34	276	-	743
KP	28	48	06	-	24	-	106
Baluchistan	07	03	-	-	56	-	66
Islamabad	246	135	19	01	860	03	1,264
Gilgit	05	-	-	-	11	-	16
AJK	04	04	01	-	02	-	11
Unspecified	27	44	15	01	31	-	118
Totals	440	726	292	37	1,605	03	3,103



Data Source: GISAID : <https://www.gisaid.org>, National Institute of Health, Pakistan, Aga Khan University hospital, Karachi.

The reported data is inclusive of PCR based genotyping for SARS-CoV2 variants and Whole Genome Sequencing information. Variant of Interest data is not including in this report.

Contact Details

Dr Palitha Mahipala

WHO Representative
WHO Country Office
Islamabad – Pakistan
Tel: +92 51 9255183
Email: mahipalap@who.int

Dr Michael Lukwiya

Incident Manager
WHO Country Office
Islamabad - Pakistan
Tel: +92 51 9255184
Email: lukwiyam@who.int