



SITUATION REPORT

COVID-19 PAKISTAN

Saturday, 18 July 2020 (Day – 143)

Daily Updates (Last 24hrs)

24,011

Suspected Cases

23,011

Tests Conducted

1,918

Confirmed Cases

14,722

Recovered Cases

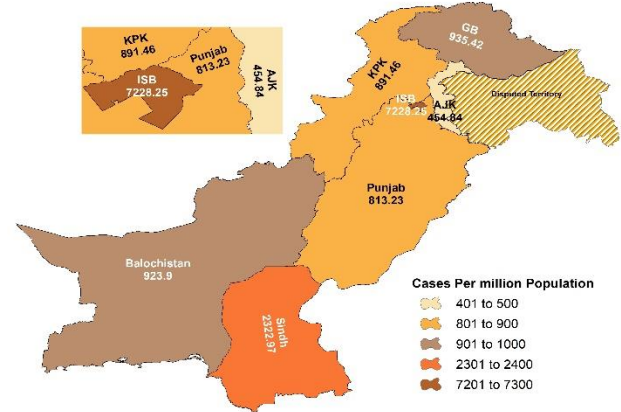
1,604

Critical Condition

47

Deaths

COVID-19 case density/million Population

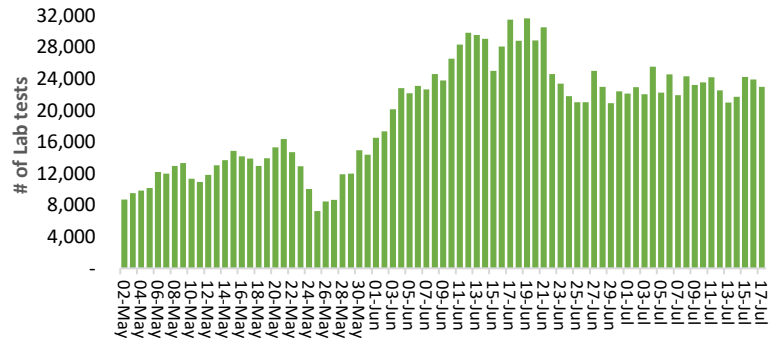


Executive Summary

Pakistan reported **1,918** new cases of COVID-19 on **17 July 2020**. The total number of cases notified since the beginning of the outbreak is **261,917** with **5,522** deaths (**CFR: 2.10%**). Out of the total **57,886** currently active cases, **2,690** cases are hospitalized, out of which **1,604 (59.62%)** are in critical condition. **55,196** COVID-19 positive cases are at designated isolation facilities or in-home isolation. A total of **198,509 (75.79%)** have recovered and discharged.

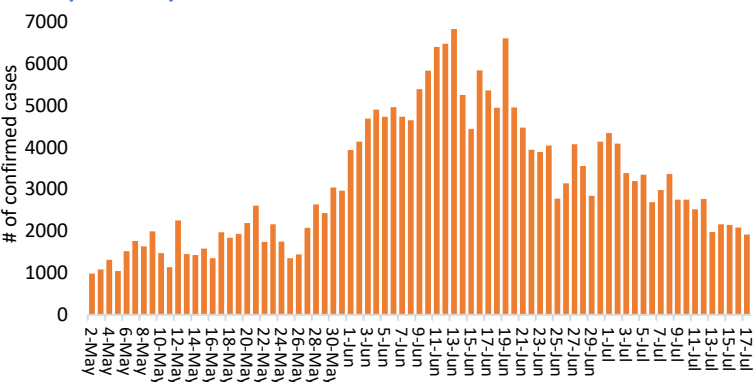
Daily Lab tests conducted in Pakistan

01 May to 17 July 2020



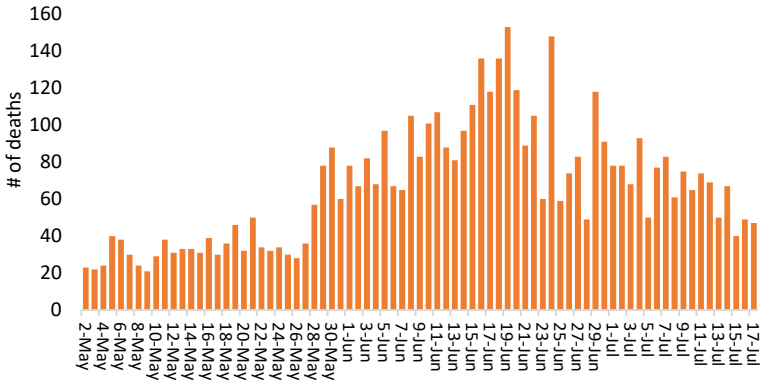
Daily incidence of COVID-19 cases in Pakistan

01 May to 17 July 2020



Daily Mortality in Pakistan

01 May to 17 July 2020



Funds
Funds Requested: 21.5 Million USD
Gaps: 15.3 Million USD

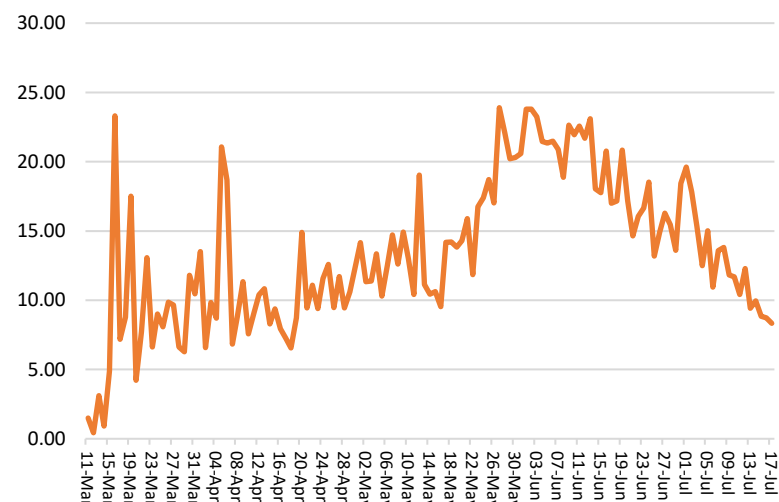
WHO Pakistan appreciates support received for response to COVID-19 from DFID, South Korea, BMGF and the Government of Canada, PHPF



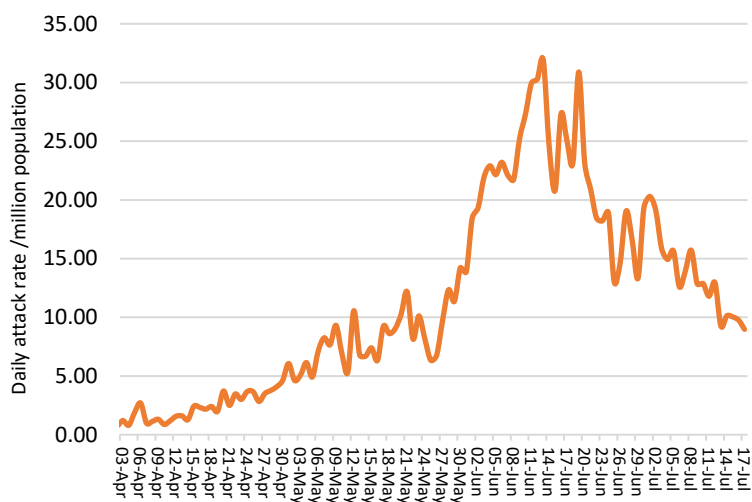
Meeting & Coordination

Today, 18 July 2020, World Health Organization Pakistan in collaboration with the Provincial Health Department, Sindh conducted training of laboratory staff on COVID-19 sample collection and Transportation. The training was conducted at the Director General Health Services office in Hyderabad, Sindh province. Seventeen participants from districts Hyderabad, Badin, Tando Muhammad Khan, Tando Allah Yar, Sujwal, Mirpurkhas, Jamshoro, Thatta and Matiari attended the training. WHO has so far trained 71 laboratory staff in six sessions from 29 districts of Sindh, on safe collection and transportation of COVID-19 samples.

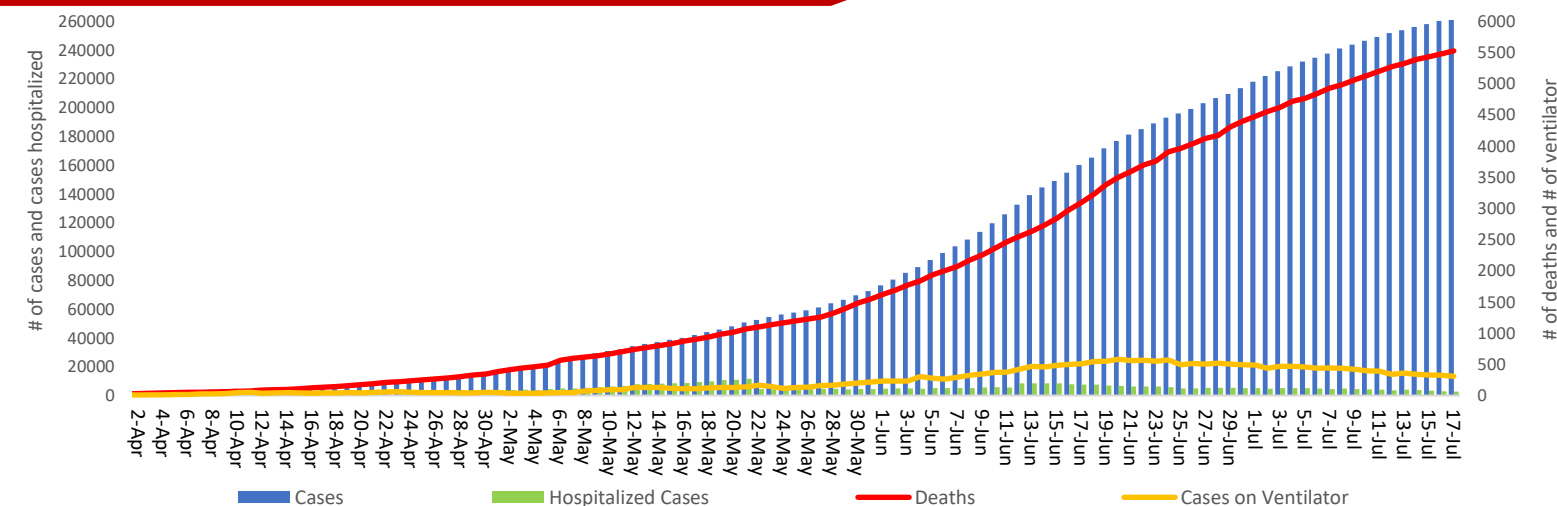
Daily Positivity rate in Pakistan



Daily Attack rate/million population



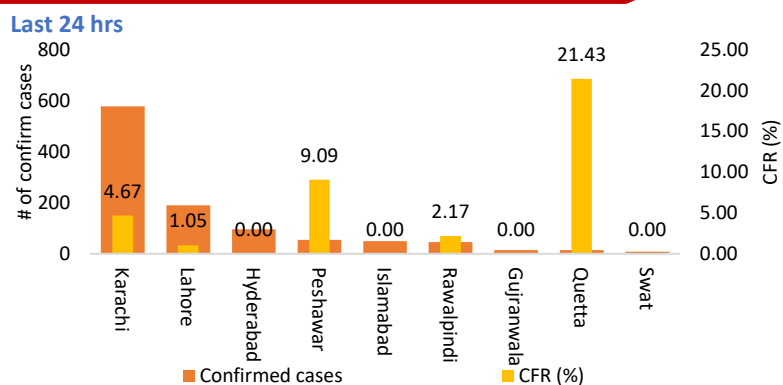
Trends of COVID-19 cases, hospitalized, on ventilator & Deaths



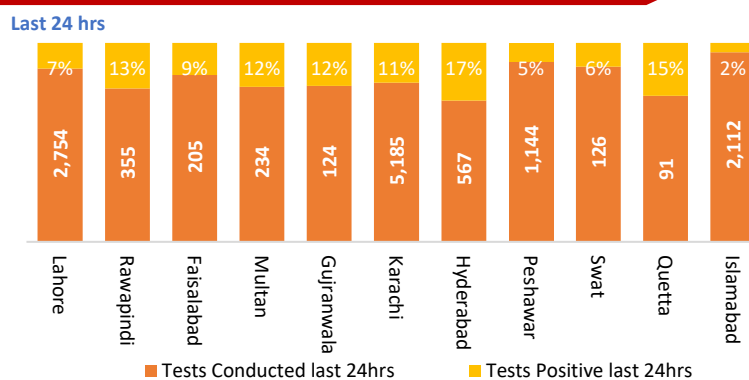
Summary table (Cumulative) as of 18th July 2020

Lab Status		Hospitalized			Home or elsewhere Isolation	Recovered	Deaths
Tested	Positive	Stable	On oxygen	On Vent.			
1,699,101	261,917	1,086	1,297	307	55,196	198,509	5,522

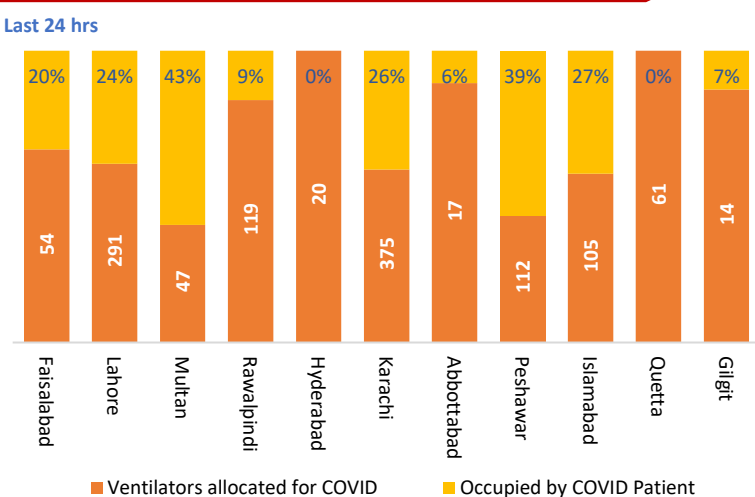
COVID-19 confirmed cases & CFR (%) by districts



COVID-19 Positivity rates in major cities/districts



Occupied COVID ventilators in major cities/districts



Summary table for major cities/districts

Districts	Hospitalized				Home or elsewhere Isolation
	Stable	On low flow oxygen	On High flow oxygen	On Vent.	
Lahore	109	64	148	70	6,322
Rawalpindi	63	27	23	11	1,231
Faisalabad	32	11	43	11	1,312
Multan	13	05	04	20	1,335
Gujranwala	85	00	27	01	988
Karachi	43	116	188	96	9,332
Hyderabad	44	11	10	00	288
Peshawar	03	27	116	44	4,080
Swat	05	10	16	00	317
Quetta	00	00	12	00	2,148
Islamabad	36	58	01	28	2,516

Summary table by province as of 18th July 2020 (09:00 AM)

Provinces	Lab Status		Hospitalized				Home or elsewhere Isolation	Recovered	Deaths
	Tested	Positive	Stable	On low flow Oxygen	On High flow Oxygen	On Vent.			
AJK	21,838	1,840	54	18	08	00	620	1,094	46
Balochistan	55,142	11,405	00	00	12	00	2,949	8,313	131
G. Baltistan	14,735	1,796	67	22	03	01	255	1,409	39
Islamabad	161,757	14,504	36	58	01	28	2,516	11,708	157
KP	185,782	31,669	63	75	186	51	7,291	22,873	1,130
Punjab	634,246	89,465	556	222	273	128	21,210	65,009	2,067
Sindh	625,601	111,238	310	179	240	99	20,355	88,103	1,952

Source: Ministry of national health Services, regulations and coordination, National emergency operation center

Contact Details

Dr Palitha Mahipala
 WHO Representative
 WHO Country Office
 Islamabad – Pakistan
 Tel: +92 51 9255183
 ail: mahipalap@who.int

Dr Michael Lukwiya
 Incident Manager
 WHO Country Office
 Islamabad - Pakistan
 Tel: +92 51 9255184
 Email: lukwiyam@who.int