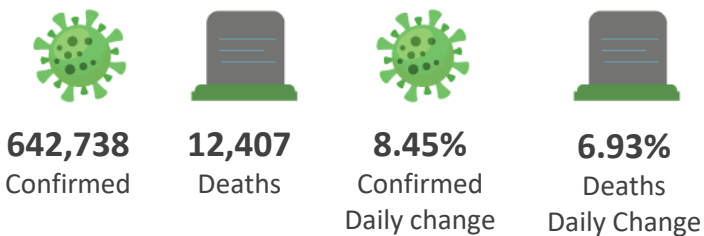
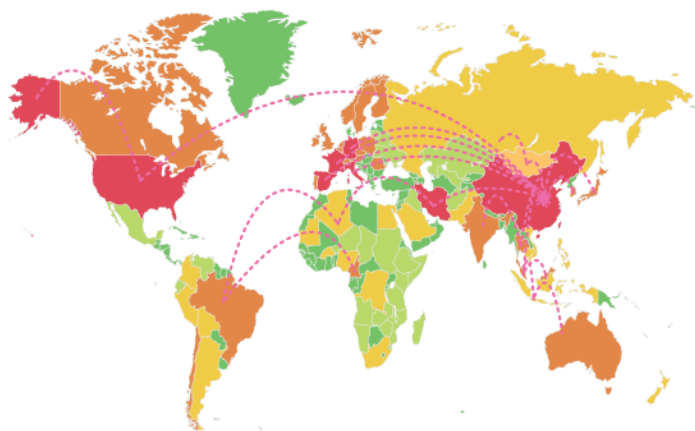


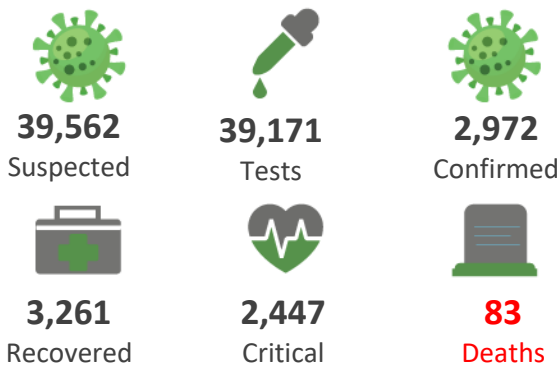


COVID-19 SITUATION REPORT

GLOBAL UPDATES (Last 24hr)

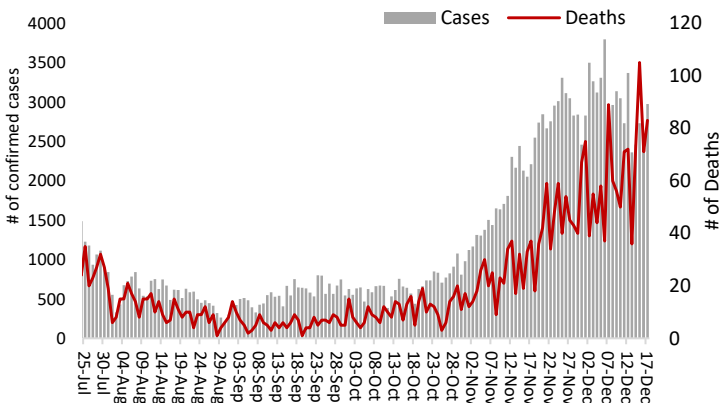


PAKISTAN UPDATES (Last 24hr)

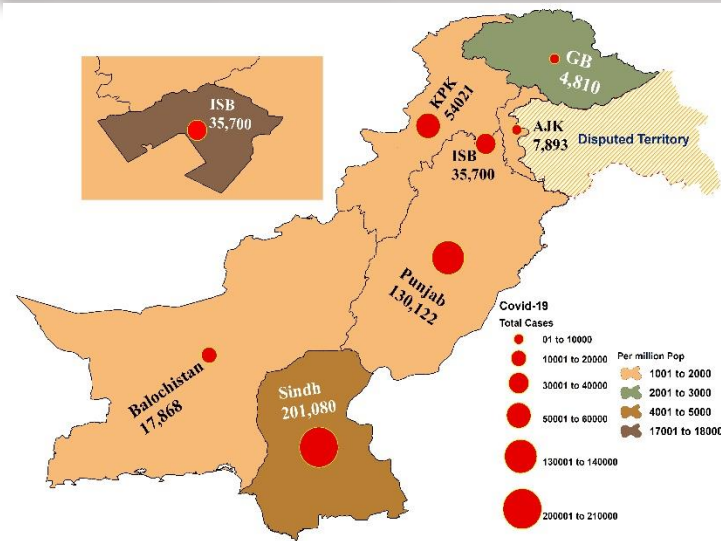


INCIDENCE & DEATHS BY DATE

25-Jul - 17-Dec 2020



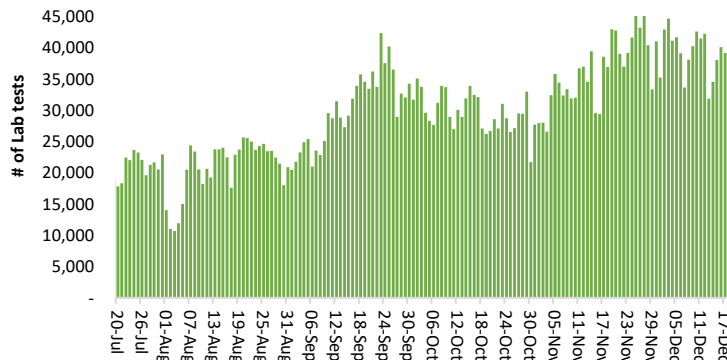
TOTAL CASES & CASES PER MILLION POP.



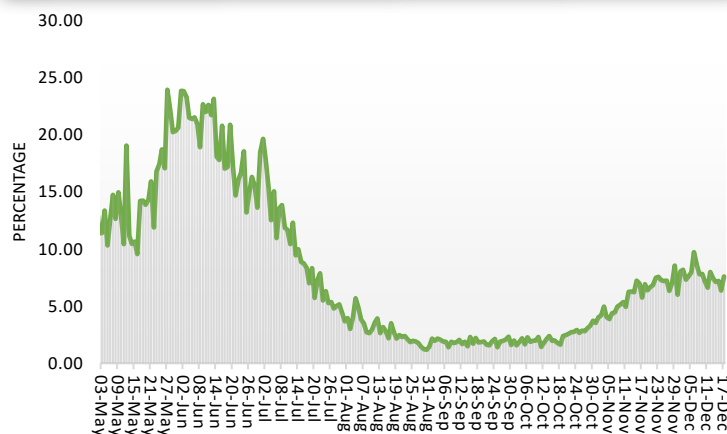
Pakistan reported **2,972** new cases of COVID-19 on **17 December 2020**. The total number of cases notified since the beginning of the outbreak is **451,494** with **9,164** deaths (**CFR: 2.02%**). Total **2,988** cases are hospitalised out of **42,478** currently active cases.

LAB TEST CONDUCTED BY DATE

20-Jul to 17-Dec 2020



POSITIVITY RATE BY DATE



Funds

Funds Requested: 34 Million USD
Gaps: 14.98 Million USD

WHO appreciates the contribution of donors (DFID, BMGF, DFATD Canada, JICA, UNOCHA, ECHO, South Korea, Czech Republic and Germany) to support Government of Pakistan towards COVID-19 through WHO Pakistan.



Dr Palitha Mahipala, WHO Country Representative Pakistan during the virtual meeting with partners

MEETINGS & COORDINATION

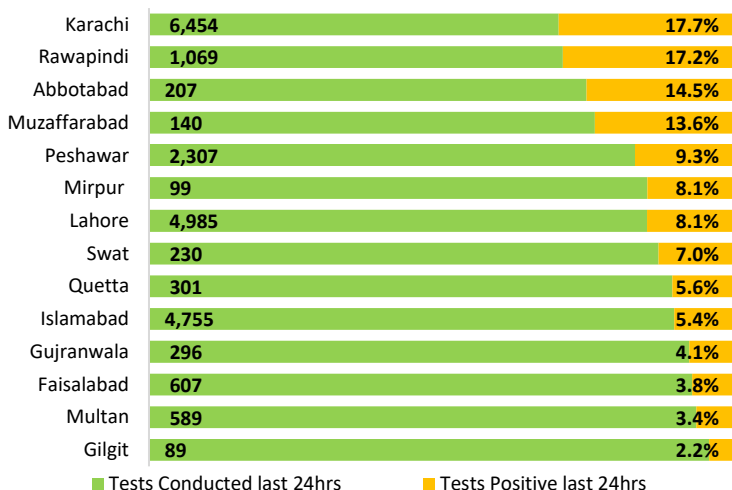
Today, 18th December 2020, WHO Country office Pakistan conducted a virtual partner briefing meeting. WHO Country Representative Pakistan, Dr Palitha Mahipala chaired the meeting. The WR briefed partners on the current COVID-19 situation globally, in the Eastern Mediterranean Region and in Pakistan. He discussed the Government's strategy and response to control the spread of COVID-19 in the country.

During the meeting WR also gave an overview of the COVID-19 cases and mortality pattern by the major cities and districts, health system preparedness status and the response capacity in the country.

Dr Palitha thanked partners for their valuable support and contributions towards containing the COVID-19 outbreak. He requested partners to continue supporting the Government of Pakistan.

POSITIVITY RATE BY MAJOR CITIES/DISTRICTS

Last 24 hrs



SUMMARY TABLE (MAJOR CITIES/DISTRICTS)

Districts	Hospitalized				Home or elsewhere Isolation
	Stable	On low flow oxygen	On High flow oxygen	On Vent	
Lahore	241	55	114	82	168
Rawalpindi	45	100	104	14	03
Faisalabad	03	08	42	02	07
Multan	06	87	16	30	28
Gujranwala	00	00	03	00	156
Karachi	95	158	480	73	17,621
Hyderabad	08	25	12	00	919
Peshawar	00	54	278	30	2,090
Swat	00	02	12	00	71
Abbottabad	00	39	07	00	217
Quetta	00	00	07	00	167
Islamabad	27	113	103	36	5,899
Muzaffarabad	03	03	05	01	213
Gilgit	00	04	00	00	12

SUMMARY TABLE BY PROVINCE

Provinces	Lab Status				Hospitalized				Home Isolation	Recovered	Deaths
	Tested		Positive		Stable	Oxygen		On Vent.			
	Last 24hrs	Total	Last 24hrs	Total		On low flow	On High flow				
AJK	645	93,359	60	7,893	13	10	30	01	1,051	6,588	200
Balochistan	395	155,276	30	17,868	00	00	07	00	426	17,258	177
GB	367	61,381	06	4,810	00	04	00	00	100	4,607	99
Islamabad	4,755	764,455	259	35,700	27	113	103	36	5,839	29,417	385
KP	4,755	694,961	412	54,021	00	173	364	30	4,158	48,254	1,511
Punjab	15,395	2,255,275	831	130,122	384	323	337	155	9,411	115,701	3,522
Sindh	12,859	2,191,353	1,374	201,080	117	186	502	73	18,505	178,027	3,270

Contact Details

Dr Palitha Mahipala

WHO Representative
WHO Country Office
Islamabad – Pakistan
Tel: +92 51 9255183
Email: mahipalap@who.int

Dr Michael Lukwiya

Incident Manager
WHO Country Office
Islamabad - Pakistan
Tel: +92 51 9255184
Email: lukwiyam@who.int