



SITUATION REPORT

COVID-19 PAKISTAN

Friday, 17 July 2020 (Day – 142)

Daily Updates (Last 24hrs)

24,082

Suspected Cases

23,907

Tests Conducted

2,085

Confirmed Cases

5,000

Recovered Cases

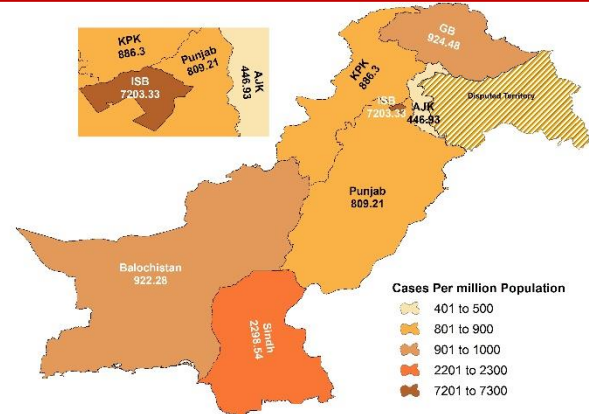
1,895

Critical Condition

49

Deaths

COVID-19 case density/million Population

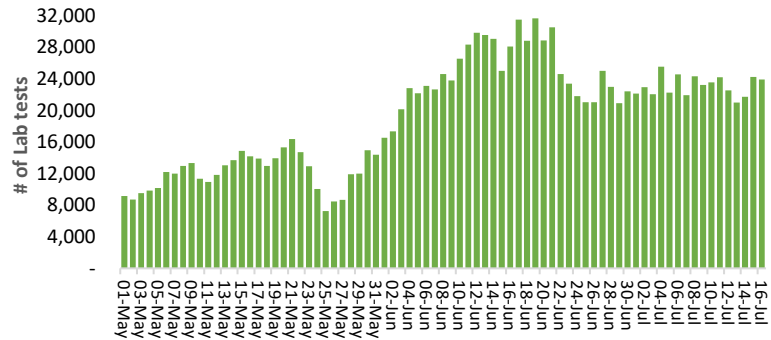


Executive Summary

Pakistan reported **2,085** new cases of COVID-19 on **16 July 2020**. The total number of cases notified since the beginning of the outbreak is **259,999** with **5,475** deaths (**CFR: 2.10%**). Out of the total **70,787** currently active cases, **2,939** cases are hospitalized, out of which **1,895 (64.47%)** are in critical condition. **67,848** COVID-19 positive cases are at designated isolation facilities or in-home isolation. A total of **183,737 (70.66%)** have recovered and discharged.

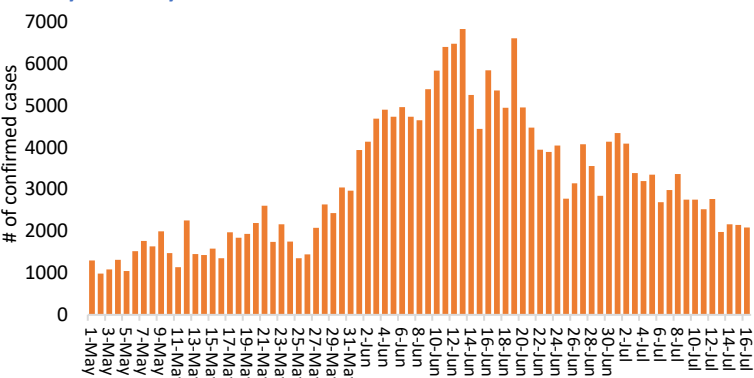
Daily Lab tests conducted in Pakistan

01 May to 16 July 2020



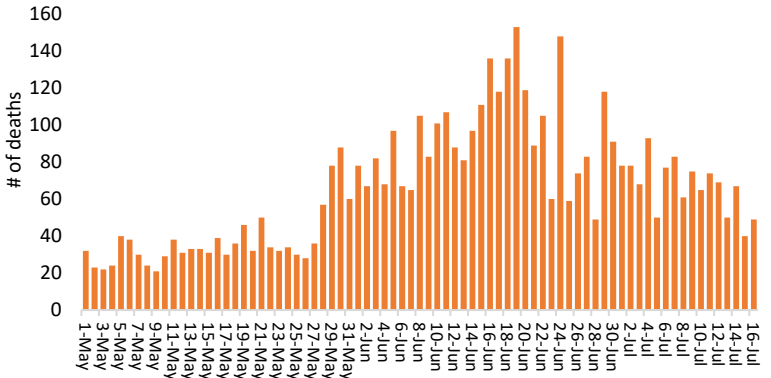
Daily incidence of COVID-19 cases in Pakistan

01 May to 16 July 2020



Daily Mortality in Pakistan

01 May to 16 July 2020



Funds

Funds Requested: 21.5 Million USD

Gaps: 15.3 Million USD

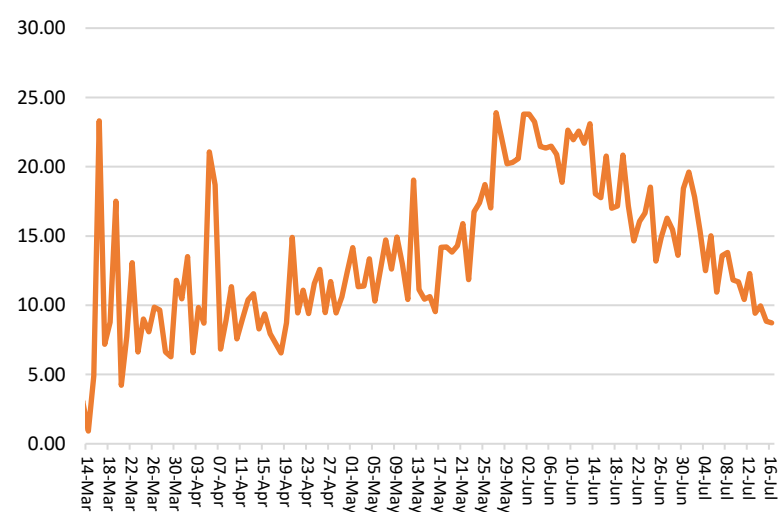
WHO Pakistan appreciates support received for response to COVID-19 from DFID, South Korea, BMGF and the Government of Canada, PHPF



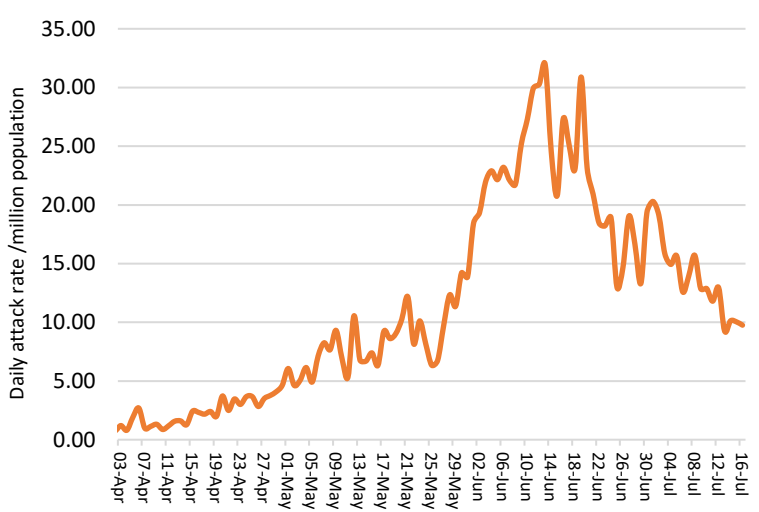
Meeting & Coordination

Today, July 17, 2020, The World Health Organization country representative, Pakistan Dr Palitha Mahipala handed over five heavy duty suction machines to Director Coordination, Isolation Hospital Infectious Treatment Center (IHITC) Islamabad, Lt. Col Umar Shahzad. The hand over ceremony took place at IHITC. The equipment is provided of WHO commitment to strengthen country capacity for COVID-19 epidemic response. Lt. Col Umar Shahzad expressed his gratitude to WHO for their continued support to Pakistan in combating COVID-19 epidemic.

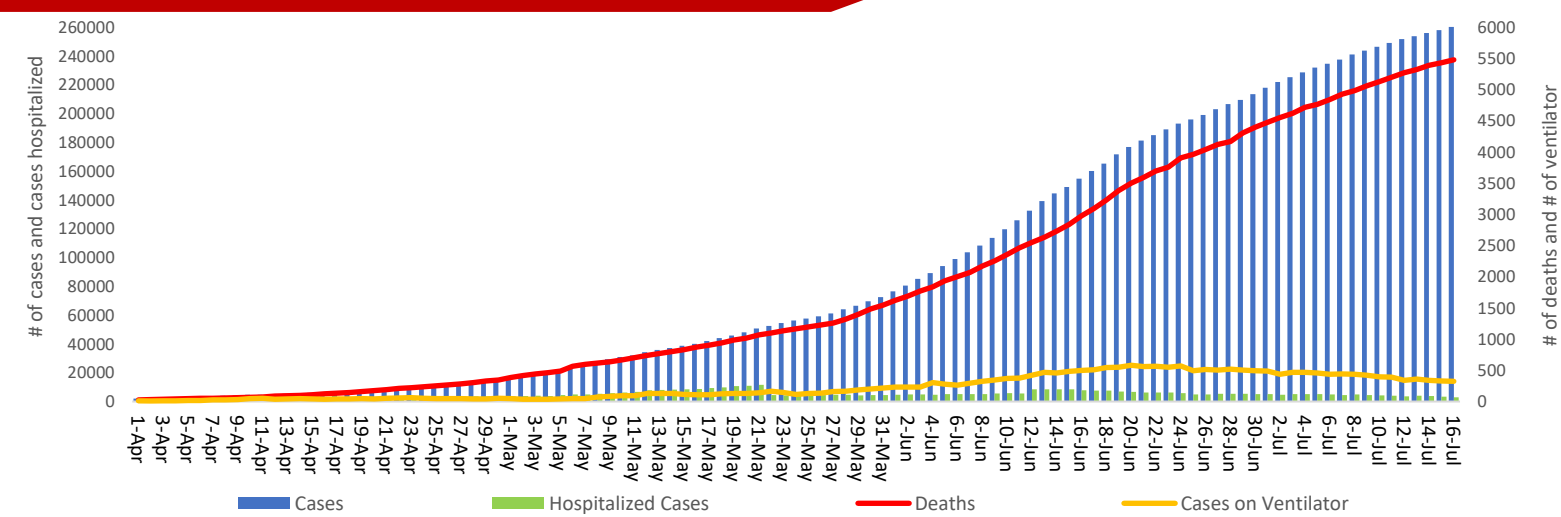
Daily Positivity rate in Pakistan



Daily Attack rate/million population



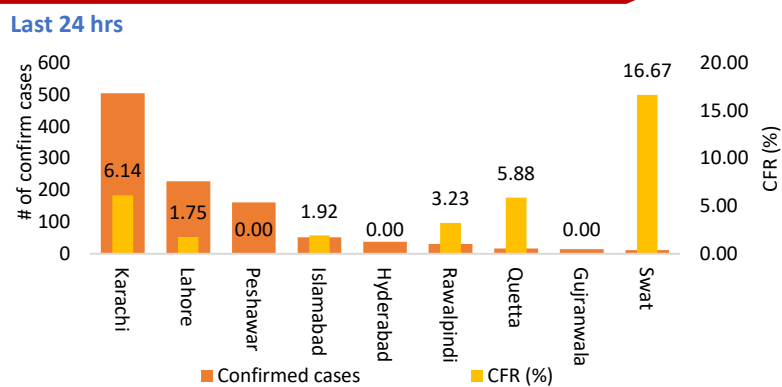
Trends of COVID-19 cases, hospitalized, on ventilator & Deaths



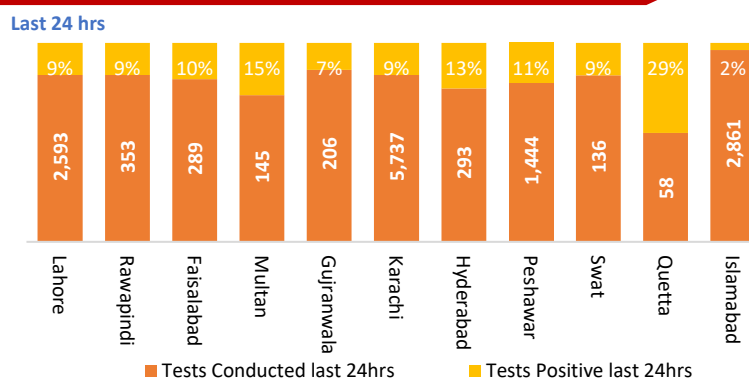
Summary table (Cumulative) as of 17th July 2020

Lab Status		Hospitalized			Home or elsewhere Isolation	Recovered	Deaths
Tested	Positive	Stable	On oxygen	On Vent.			
1,676,090	259,999	1,044	1,572	323	67,848	183,737	5,475

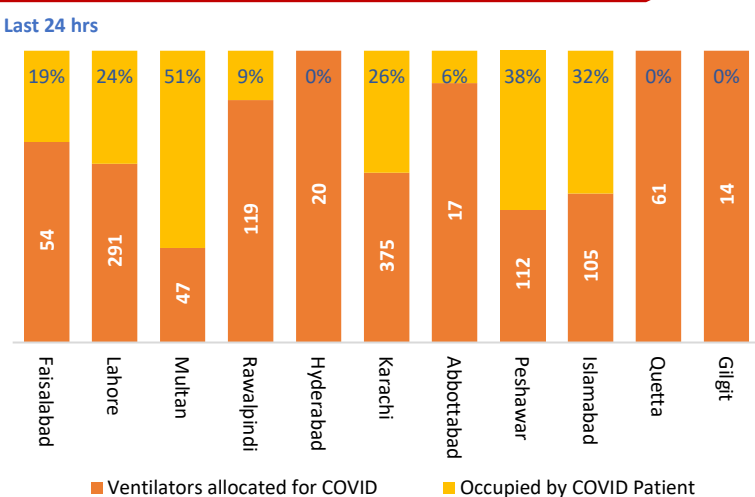
COVID-19 confirmed cases & CFR (%) by districts



COVID-19 Positivity rates in major cities/districts



Occupied COVID ventilators in major cities/districts



Summary table for major cities/districts

Districts	Hospitalized				Home or elsewhere Isolation
	Stable	On low flow oxygen	On High flow oxygen	On Vent.	
Lahore	123	59	158	70	6,322
Rawalpindi	67	24	24	11	1,231
Faisalabad	34	11	46	10	1,312
Multan	06	05	04	24	1,335
Gujranwala	85	00	27	01	988
Karachi	153	190	303	99	19,239
Hyderabad	49	14	11	00	301
Peshawar	11	28	129	42	4,033
Swat	03	10	16	00	372
Quetta	00	02	13	00	2,286
Islamabad	03	105	13	34	2,543

Summary table by province as of 17th July 2020 (09:00 AM)

Provinces	Lab Status		Hospitalized				Home or elsewhere Isolation	Recovered	Deaths
	Tested	Positive	Stable	On low flow Oxygen	On High flow Oxygen	On Vent.			
AJK	21,508	1,808	58	18	03	00	606	1,077	46
Balochistan	54,957	11,385	00	02	13	00	3,081	8,161	128
G. Baltistan	14,656	1,775	65	24	03	01	247	1,396	39
Islamabad	159,645	14,454	03	105	13	34	2,543	11,599	157
KP	183,655	31,486	107	67	199	48	7,328	22,613	1,124
Punjab	626,367	89,023	570	213	283	134	20,949	64,815	2,059
Sindh	615,302	110,068	241	258	371	106	33,094	74,076	1,922

Source: Ministry of national health Services, regulations and coordination, National emergency operation center

Contact Details

Dr Palitha Mahipala
WHO Representative
WHO Country Office
Islamabad – Pakistan
Tel: +92 51 9255183
ail: mahipalap@who.int

Dr Michael Lukwiya
Incident Manager
WHO Country Office
Islamabad - Pakistan
Tel: +92 51 9255184
Email: lukwiyam@who.int