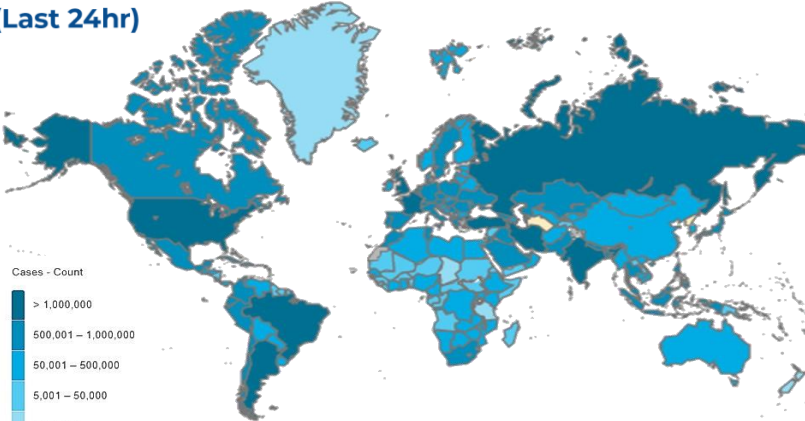


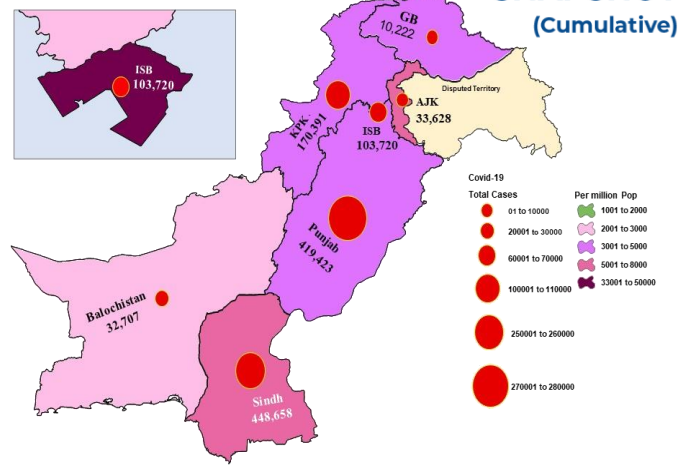


PAKISTAN COVID-19 SITUATION REPORT

GLOBAL UPDATES (Last 24hr)



PAKISTAN COVID-19 SNAPSHOT (Cumulative)



527,831 Confirmed	9,331 Deaths	2.18% Daily Changes	21.83% Daily Changes	5,634,533,040 Vaccine doses	18,193,687 Suspected	18,740,356 Tests	1,218,749 Confirmed
1,125,952 Recovered	65,725 Active	27,072 Deaths					

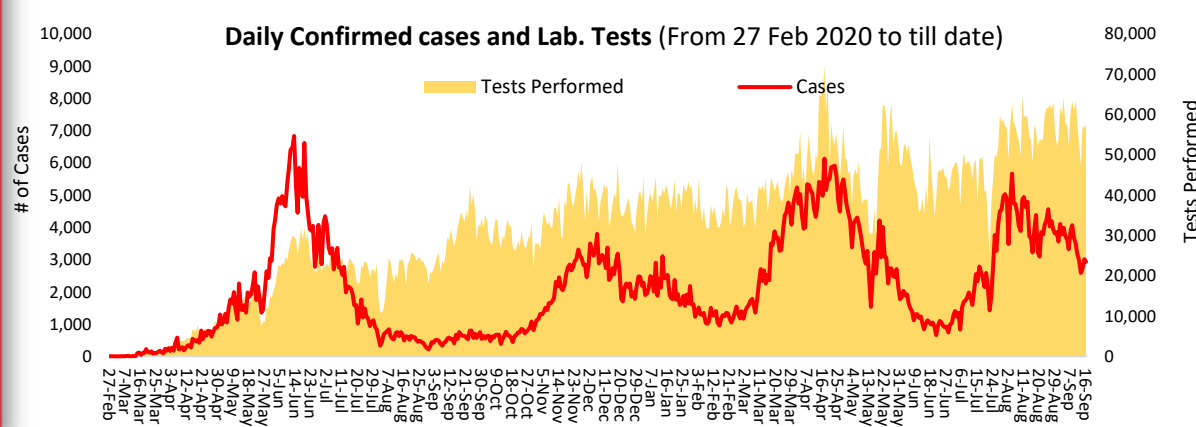
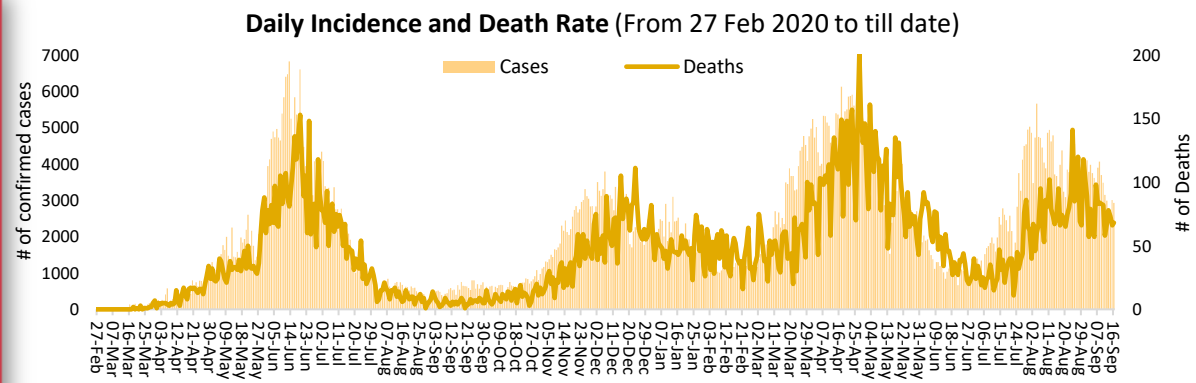
As on 14th September 2021

PAKISTAN SNAPSHOT (LAST 24hr)

58,882 Suspected	57,626 Tests	2,928 Confirmed	13,716 Recovered	4,960 Critical	68 Deaths
----------------------------	------------------------	---------------------------	----------------------------	--------------------------	---------------------

PAKISTAN VACCINE STATS

	First Dose 53,854,764
	Last 24 hrs: 598,599
	Fully Vaccinated 23,850,913
	Last 24 hrs: 312,642
	Total Doses Administrated 72,079,339
	Last 24 hrs: 909,820



Meetings & Coordination



On 16th September 2021, the Head of Bureau of Population, Refugees and Migration (PRM)-US Department of State Ms. Trude Raizen and her team paid a courtesy visit to the WHO Country Representative Pakistan, Dr Palitha Mahipala at the WHO Country Office, Islamabad.

The meeting discusses the matters of mutual interest including the refugee situation in the country. The WR gave a brief on WHO's technical assistance to the Government to support health and well-being of Afghan refugees in Pakistan; He further highlighted on the joint work by WHO and partners and the need for further collaboration to support the government interventions.

The Head of Bureau PRM, Ms Trude appreciated WHO technical support to the ongoing COVID 19 response. The two officials pledged to enhance collaboration and coordination to effectively support government programs.

Positivity Rate by Major Cities/Districts

Districts	Daily Trend	Test Conducted (Last 24hrs)	Positive Cases (Last 24hrs)	Positivity Rate (%)
Abbottabad		650	26	4.0%
Swat		499	12	2.4%
Peshawar		1479	122	8.2%
Faisalabad		1671	56	3.4%
Gujranawala		560	21	3.8%
Gujrat		117	6	5.1%
Lahore		6082	553	9.1%
Multan		369	40	10.8%
Rawalpindi		1103	111	10.1%
Islamabad		5212	171	3.3%
Karachi		6402	433	6.8%
Hyderabad		1038	107	10.3%
Mirpur		171	23	13.5%
Muzaffarabad		186	4	2.2%

Summary Table by Province

Summary Table (Major Cities /Districts)

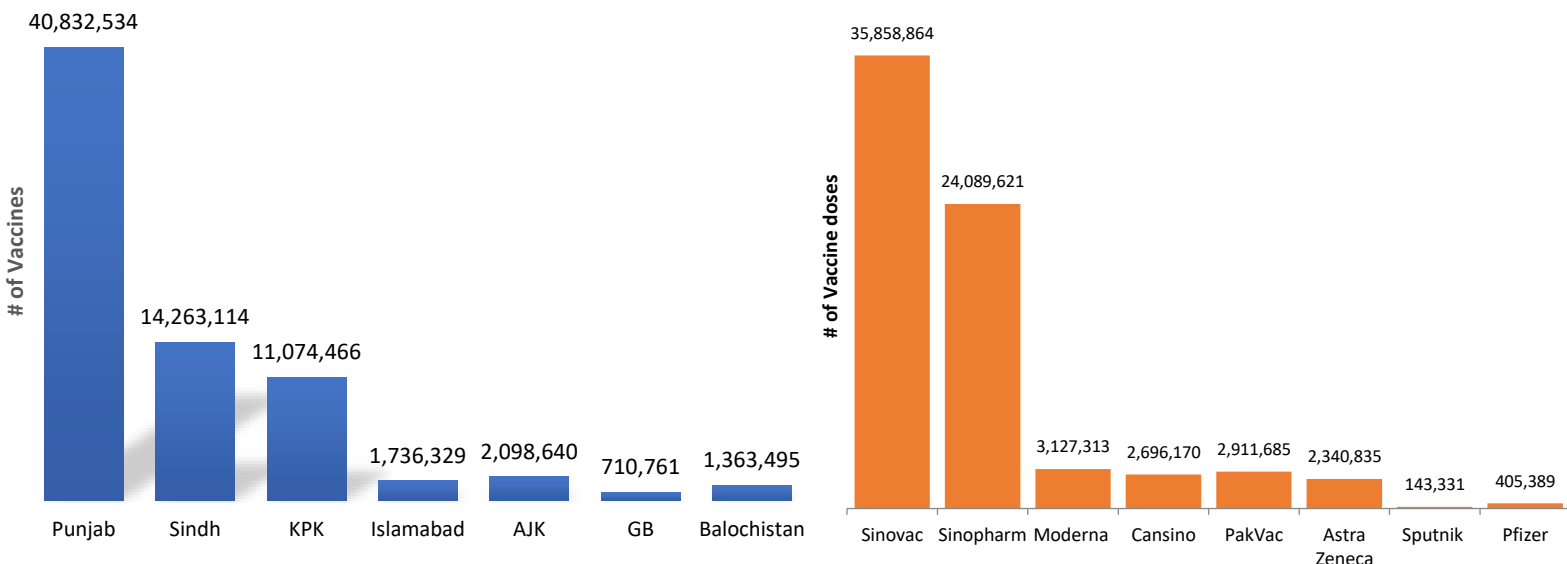
Districts	Hospitalized				Home or elsewhere Isolation
	Stable	On low flow oxygen	On High flow oxygen	On Vent	
Mirpur	00	04	09	01	196
Muzaffarabad	01	00	05	00	99
Quetta	00	00	06	00	158
Gilgit	00	07	04	00	49
Islamabad	24	103	171	43	2,692
Abbottabad	00	40	66	00	77
Peshawar	00	72	384	39	818
Swat	00	14	103	07	48
Bahawalpur	03	37	69	22	549
Faisalabad	23	44	346	13	2,512
Gujranwala	00	18	61	10	21
Lahore	81	111	370	192	2,432
Multan	189	05	28	88	1,024
Rawalpindi	07	46	130	27	2,143
Hyderabad	00	28	13	02	1,921
Karachi	69	144	242	53	25,084

Provinces	Lab Status				Hospitalized				Home Isolation	Total Recovered	Total Deaths
	Tested		Positive		Stable	Oxygen		On Vent.			
	Last 24hrs	Total (PCR+RA)	Last 24hrs	Total		On low flow	On High flow				
AJK	934	293,181	77	33,628	02	11	31	01	1,193	31,662	728
Balochistan	872	421,579	36	32,707	03	00	06	00	306	32,048	344
GB	363	184,170	18	10,222	03	10	07	00	201	9,819	182
Islamabad	5,212	1,980,918	171	103,720	24	103	171	43	2,692	99,792	895
KP	11,830	2,843,275	419	170,391	00	420	769	48	6,022	157,778	5,354
Punjab	18,102	7,165,890	1,227	419,423	354	873	1,499	401	20,415	383,536	12,345
Sindh	20,313	5,851,343	980	448,658	102	197	315	55	29,448	411,317	7,224

SARI/ILI surveillance summary, Week-36, 2021 (201 Sentinel Sites)

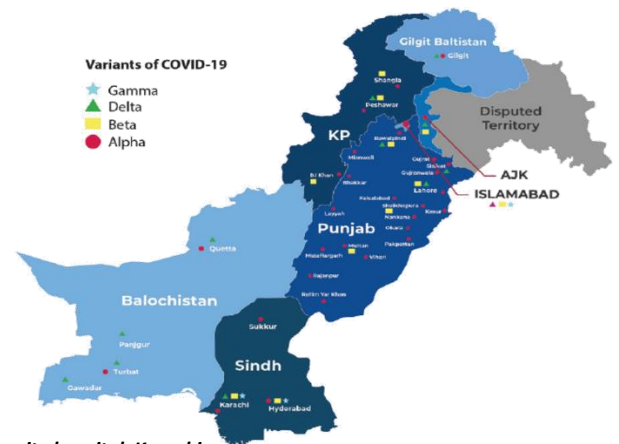
Province	SARI Cases					ILI Cases					Contact Tracing					Sentinel Sites			Bed Occupancy		
	Week-36					Week-36					Week-36					Week-36			Week-36		
	SARI Reported	Tested		Lab Positive		ILI Reported	Tested		Lab Positive		Contact Identified	Contact Lab Tested		Contact Lab Positive		Total Sentinel Sites	Sites Reported		Total Allocated Beds	Occupied Beds	
		No	%	No	%		No	%	No	%		No	%	No	%		No	%		No	%
Islamabad	180	180	100.0	14	7.8	367	202	55.0	12	5.9	188	130	69.1	13	10.0	7	7	100.0	956	415	43.4
Punjab	2065	2055	99.5	238	11.5	2940	2392	81.4	210	8.8	4973	4514	90.8	166	3.7	50	50	100.0	5332	1768	33.2
Sindh	890	885	99.4	195	22.0	2403	1432	59.6	214	14.9	4891	4641	94.9	665	14.3	65	65	100.0	3623	1376	38.0
KP	606	606	100.0	249	41.1	4041	4536	91.8	681	15.0	1845	1603	86.9	62	3.9	20	20	100.0	1421	796	56.0
Balochistan	298	288	89.9	23	8.6	2165	969	44.8	38	3.9	918	825	89.9	20	2.4	44	44	100.0	375	100	26.7
AJK	269	269	100.0	71	26.4	692	572	82.7	48	8.4	1033	1033	100.0	88	8.5	9	9	100.0	588	248	42.2
GB	59	56	94.9	7	12.5	159	146	91.8	9	6.2	39	39	100.0	4	10.3	6	6	100.0	51	11	21.6
Total	4367	4319	98.9	795	18.4	13667	10249	75.0	1212	11.8	13887	12785	92.1	1018	8.0	201	201	100.0	12346	4714	38.2

COVID-19 Vaccination status by province and vaccine doses



COVID-19 sequenced genomes

Province	Wild Type	ALPHA	BETA	GAMMA	DELTA	Total
Punjab	42	363	15	01	258	679
Sindh	77	121	235	34	241	708
KP	28	48	06	-	24	106
Baluchistan	07	03	-	-	56	66
Islamabad	245	89	17	01	748	1,100
Gilgit	05	-	-	-	11	16
AJK	04	04	01	-	02	11
Unspecified	27	44	15	01	29	116
Totals	435	672	289	37	1369	2,802



Data Source: GISAID : <https://www.gisaid.org>, National Institute of Health, Pakistan, Aga Khan University hospital, Karachi.

The reported data is inclusive of PCR based genotyping for SARS-CoV2 variants and Whole Genome Sequencing information. Variant of Interest data is not including in this report.

Contact Details

Dr Palitha Mahipala

WHO Representative
WHO Country Office
Islamabad – Pakistan
Tel: +92 51 9255183
Email: mahipalap@who.int

Dr Michael Lukwiya

Incident Manager
WHO Country Office
Islamabad - Pakistan
Tel: +92 51 9255184
Email: lukwiyam@who.int