



SITUATION REPORT

COVID-19 PAKISTAN

Wednesday, 16 July 2020 (Day – 141)

Daily Updates (Last 24hrs)

26,660

Suspected Cases

24,262

Tests Conducted

2,145

Confirmed Cases

5,927

Recovered Cases

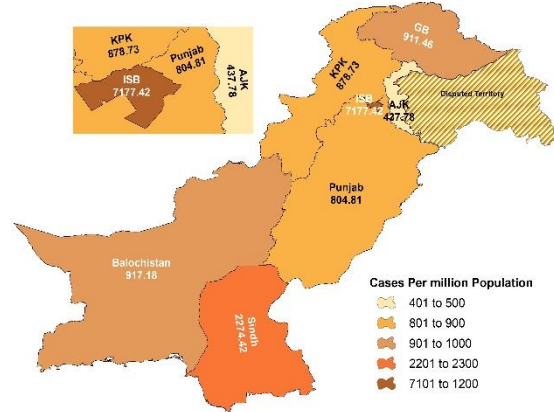
1,942

Critical Condition

40

Deaths

COVID-19 case density/million Population

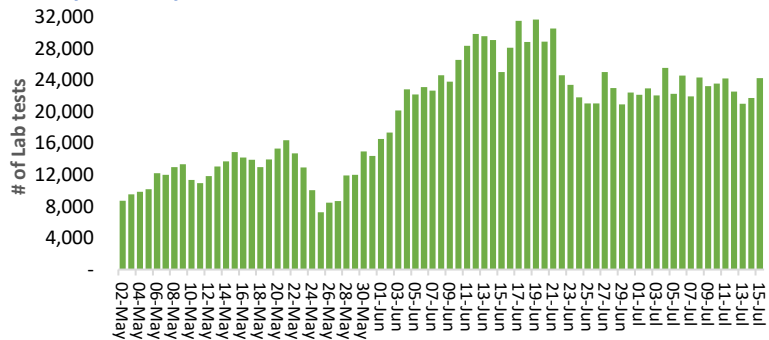


Executive Summary

Pakistan reported **2,145** new cases of COVID-19 on **15 July 2020**. The total number of cases notified since the beginning of the outbreak is **257,914** with **5,426** deaths (**CFR: 2.10%**). Out of the total **73,751** currently active cases, **3,321** cases are hospitalized, out of which **1,942 (58.47%)** are in critical condition. **70,430** COVID-19 positive cases are at designated isolation facilities or in-home isolation. A total of **178,737 (69.30%)** have recovered and discharged.

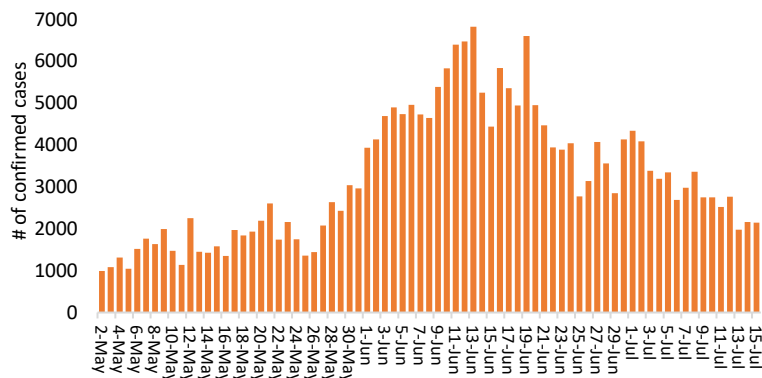
Daily Lab tests conducted in Pakistan

01 May to 15 July 2020



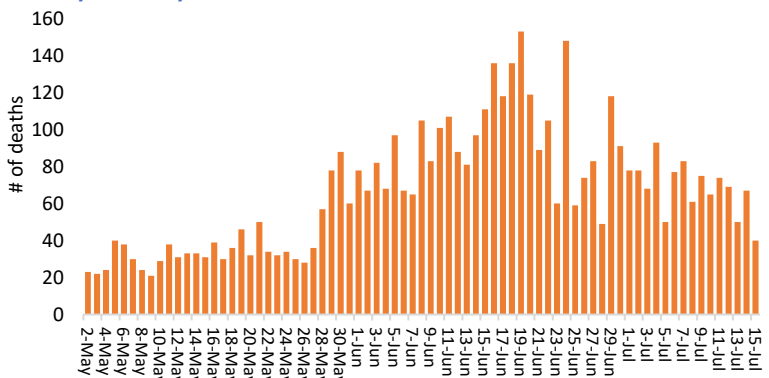
Daily incidence of COVID-19 cases in Pakistan

01 May to 15 July 2020



Daily Mortality in Pakistan

01 May to 15 July 2020



Funds

Funds Requested: 21.5 Million USD

Gaps: 15.3 Million USD

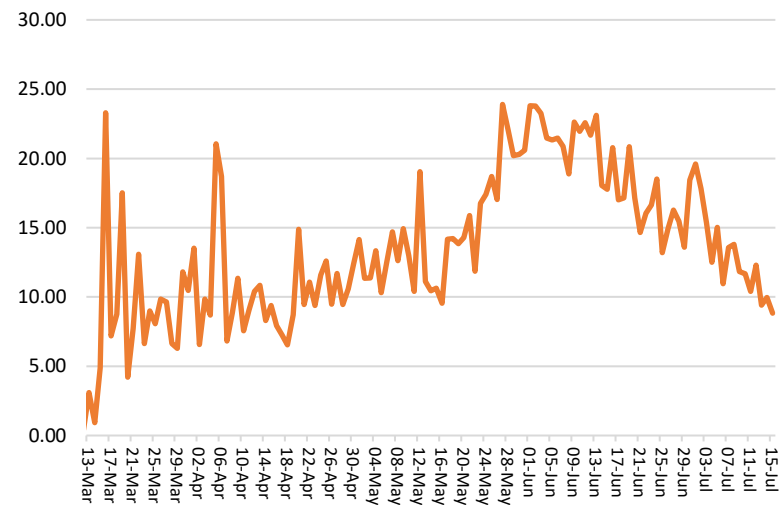
WHO Pakistan appreciates support received for response to COVID-19 from DFID, South Korea, BMGF and the Government of Canada, PHPP



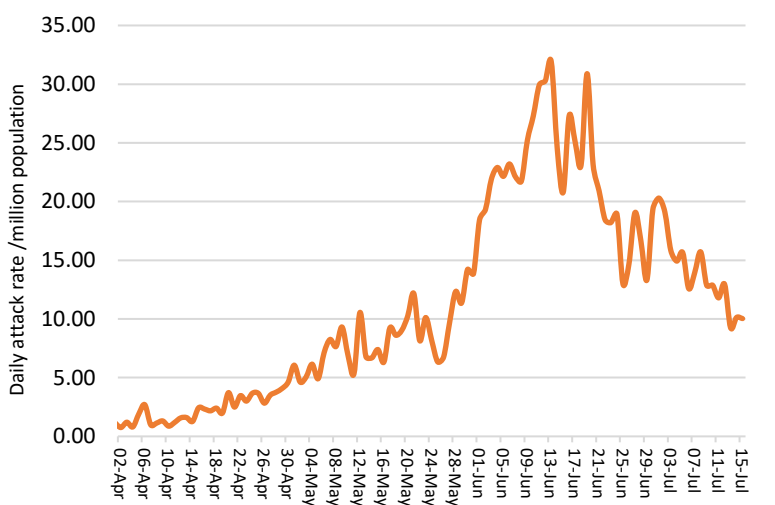
Meeting & Coordination

WHO Country Office Pakistan laboratory focal point, Dr Uzma Bashir along with National Assessors from National Institute of Health, Ministry of National health services, regulation and coordination visited seventeen COVID-19 testing laboratories in Khyber Pakhtunkhwa province. The visit took place between 6th June to 12th July 2020. The objective of the visits was to assess laboratory Infrastructure, human resource and laboratory equipment, evaluate the implementation of bio safety and quality standards. Findings from this assessment will provide information to the Government of Khyber-Pakhtunkhwa and MoNHSRC to further enhance the capacity and quality of their labs.

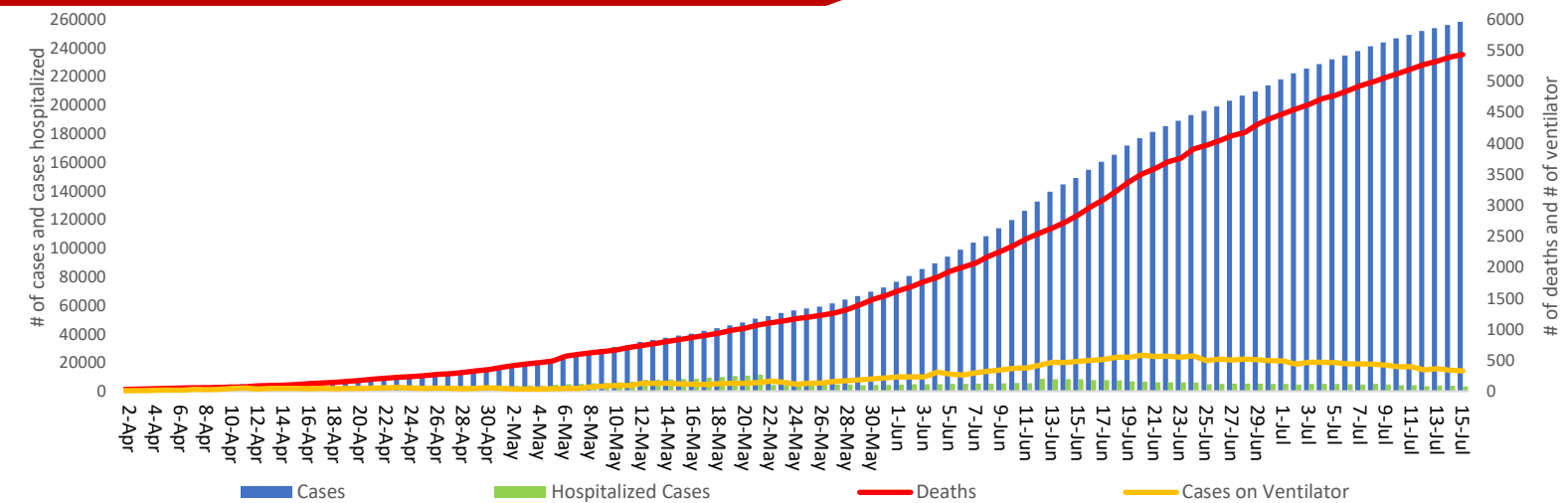
Daily Positivity rate in Pakistan



Daily Attack rate/million population



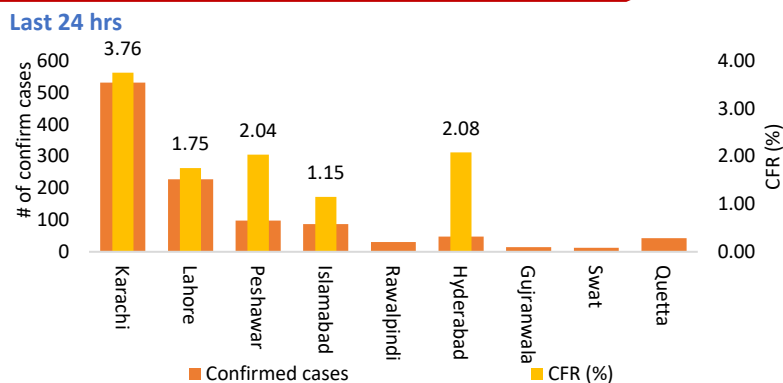
Trends of COVID-19 cases, hospitalized, on ventilator & Deaths



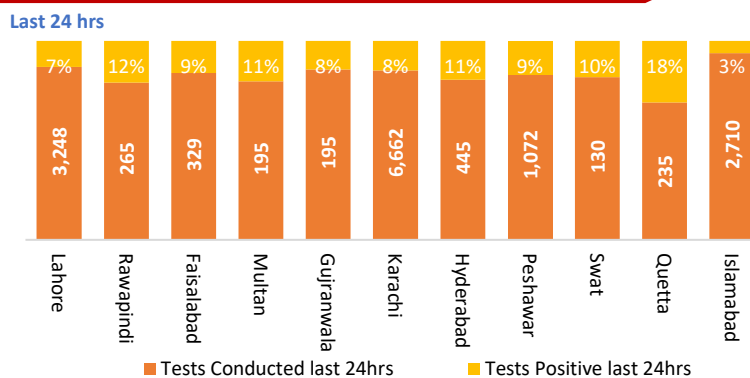
Summary table (Cumulative) as of 16th July 2020

Lab Status		Hospitalized			Home or elsewhere Isolation	Recovered	Deaths
Tested	Positive	Stable	On oxygen	On Vent.			
1,652,183	257,914	1,379	1,612	330	70,430	178,737	5,426

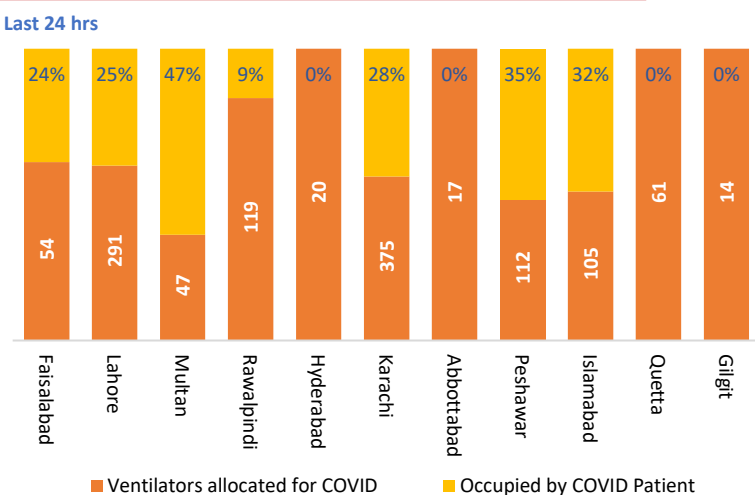
COVID-19 confirmed cases & CFR (%) by districts



COVID-19 Positivity rates in major cities/districts



Occupied COVID ventilators in major cities/districts



Summary table for major cities/district

Districts	Hospitalized				Home or elsewhere Isolation
	Stable	On low flow oxygen	On High flow oxygen	On Vent.	
Lahore	112	63	164	73	6,322
Rawalpindi	65	24	26	11	1,231
Faisalabad	38	12	43	13	1,312
Multan	07	05	13	22	1,335
Gujranwala	85	00	27	01	988
Karachi	363	192	311	105	21,423
Hyderabad	60	14	11	00	322
Peshawar	14	22	121	39	3,902
Swat	06	22	16	00	472
Quetta	00	02	13	00	2,428
Islamabad	02	104	07	34	2,613

Summary table by province as of 16th July 2020 (09:00 AM)

Provinces	Lab Status		Hospitalized				Home or elsewhere Isolation	Recovered	Deaths
	Tested	Positive	Stable	On low flow Oxygen	On High flow Oxygen	On Vent.			
AJK	21,120	1,771	58	20	02	00	584	1,061	46
Balochistan	54,668	11,322	00	02	13	00	3,178	8,002	127
G. Baltistan	14,532	1,750	67	22	03	01	230	1,389	38
Islamabad	156,784	14,402	02	104	07	34	2,613	11,486	156
KP	181,352	31,217	237	92	189	45	7,274	22,260	1,120
Punjab	618,999	88,539	563	219	300	138	21,021	64,247	2,051
Sindh	604,728	108,913	452	260	379	112	35,530	70,292	1,888

Source: Ministry of national health Services, regulations and coordination, National emergency operation center

Contact Details

Dr Palitha Mahipala
WHO Representative
WHO Country Office
Islamabad – Pakistan
Tel: +92 51 9255183
ail: mahipalap@who.int

Dr Michael Lukwiya
Incident Manager
WHO Country Office
Islamabad - Pakistan
Tel: +92 51 9255184
Email: lukwiyam@who.int