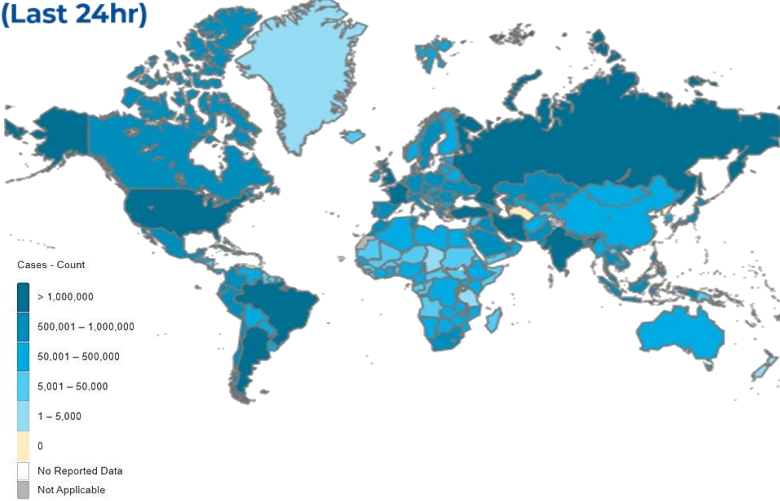
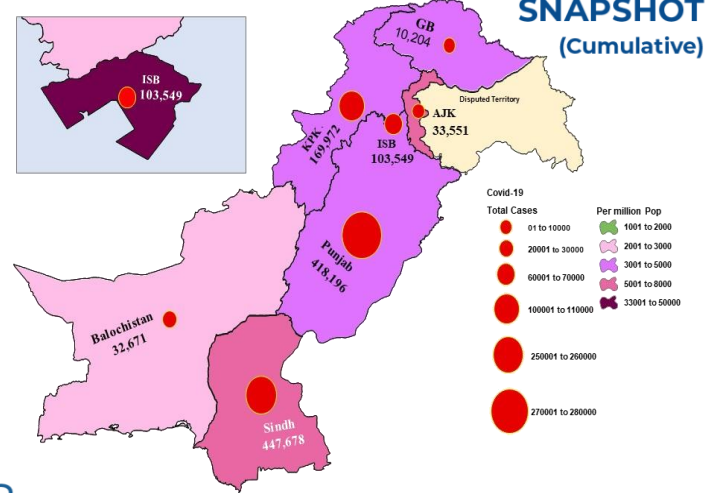




GLOBAL UPDATES (Last 24hr)



PAKISTAN COVID-19 SNAPSHOT (Cumulative)



506,809 Confirmed	7,316 Deaths	-1.06% Daily Changes	3.17% Daily Changes	5,534,977,637 Vaccine doses	18,134,805 Suspected	18,682,730 Tests	1,215,821 Confirmed
1,112,236 Recovered	76,581 Active	27,004 Deaths					

As on 12th September 2021

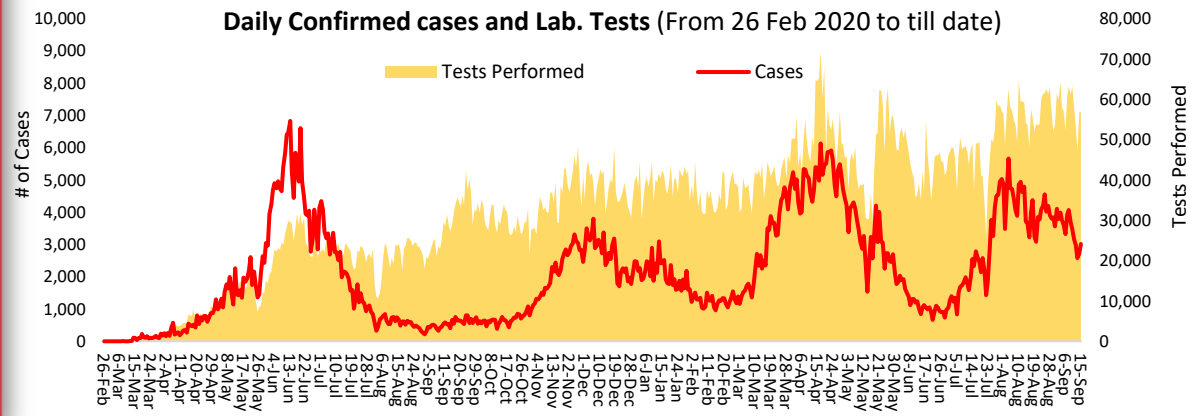
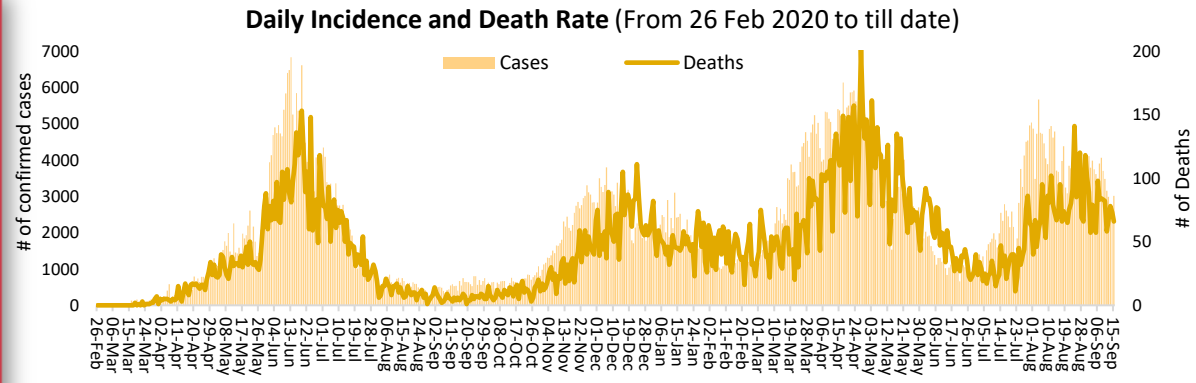
PAKISTAN SNAPSHOT (LAST 24hr)	59,248 Suspected	56,778 Tests	3,012 Confirmed	3,897 Recovered	5,039 Critical	66 Deaths
--------------------------------------	----------------------------	------------------------	---------------------------	---------------------------	--------------------------	---------------------

PAKISTAN VACCINE STATS

First Dose: 53,396,378
Last 24 hrs: 598,599

Fully Vaccinated: 23,241,257
Last 24 hrs: 312,642

Total Doses Administrated: 71,311,567
Last 24 hrs: 909,820





On 15th September 2021, the WHO Country Representative Pakistan, Dr Palitha Mahipala met the Secretary Primary & Secondary Healthcare Department Mr Imran Sikandar Baloch during his support supervisory visit to Punjab Province from 14th to 15th September 2021. The WR donated a PCR machine and Biosafety Cabinet to support COVID-19 testing in Punjab. The handover ceremony was witnessed by among others; the Secretary Technical, Primary and Secondary Healthcare department, Dr Asif Altaf, In-charge Provincial Reference Lab Punjab, Dr Hasnain Javed and Head of WHO Sub Office Punjab, Dr Jamshaid Ahmed. This is the 6th PCR machine that WHO Pakistan has donated to Government of Punjab.

In his remarks, The WR encouraged the Government of Punjab to enhance COVID-19 testing across the Province and pledged WHO support towards this effort. Mr Imran Sikandar expressed gratitude to WHO for the donation and commitment to strengthen COVID-19 testing.

Positivity Rate by Major Cities/Districts

Districts	Daily Trend	Test Conducted (Last 24hrs)	Positive Cases (Last 24hrs)	Positivity Rate (%)
Abbottabad		325	12	3.7%
Swat		718	16	2.2%
Peshawar		1767	157	8.9%
Faisalabad		631	87	13.8%
Gujranawala		714	25	3.5%
Gujrat		290	7	2.4%
Lahore		6428	676	10.5%
Multan		991	68	6.9%
Rawalpindi		1265	95	7.5%
Islamabad		5135	256	5.0%
Karachi		5086	247	4.9%
Hyderabad		1135	103	9.1%
Mirpur		113	14	12.4%
Muzaffarabad		150	3	2.0%

Summary Table (Major Cities /Districts)

Districts	Hospitalized				Home or elsewhere Isolation
	Stable	On low flow oxygen	On High flow oxygen	On Vent	
Mirpur	01	03	09	01	208
Muzaffarabad	01	00	06	00	104
Quetta	00	00	05	00	178
Gilgit	00	05	04	00	49
Islamabad	26	103	172	40	2,998
Abbottabad	00	38	63	00	83
Peshawar	00	73	391	40	892
Swat	00	11	100	08	57
Bahawalpur	02	33	67	22	549
Faisalabad	23	45	356	13	2,512
Gujranwala	01	10	63	08	21
Lahore	103	88	292	172	2,432
Multan	191	05	23	88	1,024
Rawalpindi	06	65	131	25	2,143
Hyderabad	05	28	26	2	2,081
Karachi	67	144	251	52	35,621

Summary Table by Province

Provinces	Lab Status				Hospitalized				Home Isolation	Total Recovered	Total Deaths
	Tested		Positive		Stable	Oxygen		On Vent.			
	Last 24hrs	Total (PCR+RA)	Last 24hrs	Total		On low flow	On High flow				
AJK	979	292,247	61	33,551	05	07	39	01	1,271	31,501	727
Balochistan	1,289	420,707	13	32,671	02	01	05	00	316	32,003	344
GB	544	183,807	6	10,204	05	08	07	00	211	9,791	182
Islamabad	5,135	1,975,706	256	103,549	26	103	172	40	2,998	99,317	893
KP	12,207	2,831,445	543	169,972	00	444	925	50	6,065	157,159	5,329
Punjab	18,399	7,147,788	1,295	418,196	406	810	1,431	408	20,880	381,942	12,319
Sindh	18,225	5,831,030	838	447,678	107	199	335	54	39,250	400,523	7,210

Contact Details

Dr Palitha Mahipala
 WHO Representative
 WHO Country Office
 Islamabad – Pakistan
 Tel: +92 51 9255183
 Email: mahipalap@who.int

Dr Michael Lukwiya

Incident Manager
 WHO Country Office
 Islamabad - Pakistan
 Tel: +92 51 9255184
 Email: lukwiyam@who.int