



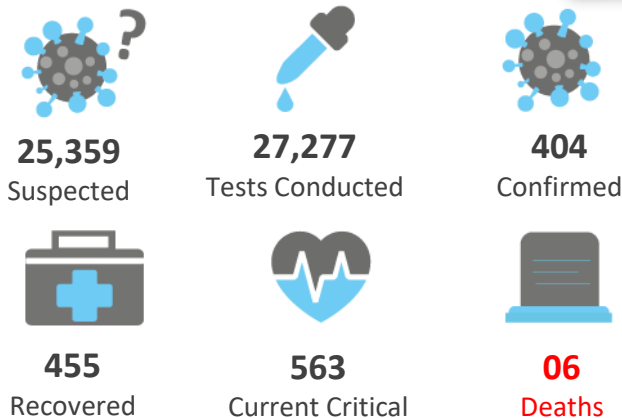
World Health Organization

# SITUATION REPORT

## COVID-19 PAKISTAN


### Daily COVID-19 Pakistan Updates

(Last 24hrs)



### Daily COVID-19 Global Updates

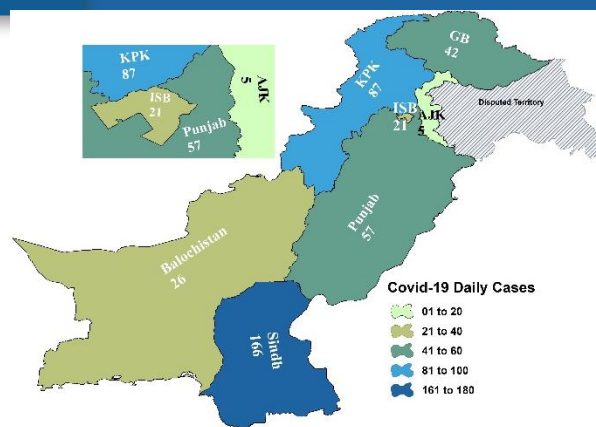
(Last 24hrs)



### Executive Summary

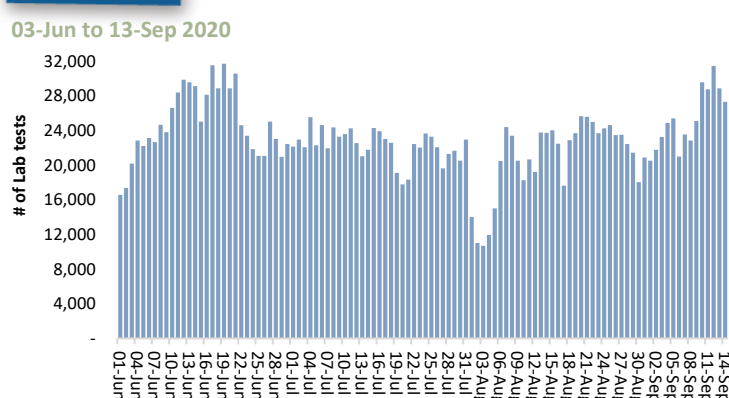
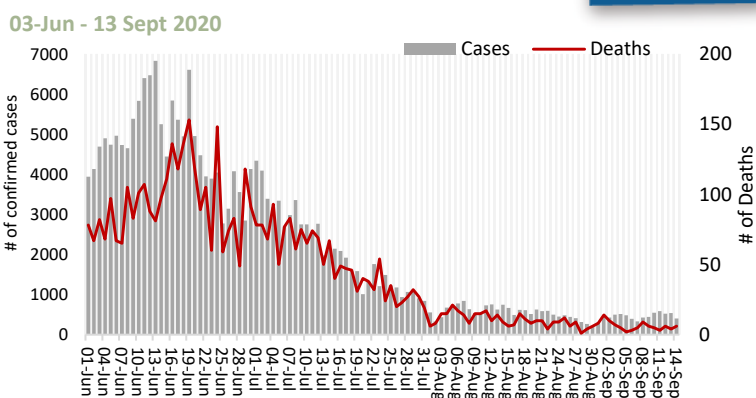
### Daily Incidence by Province

Pakistan reported **404** new cases of COVID-19 on **14 September 2020**. The total number of cases notified since the beginning of the outbreak is **302,424** with **6,389** deaths (**CFR: 2.11%**). Out of the total **5,774** currently active cases, **1,009** cases are hospitalized, out of which **563 (55.79%)** are in critical condition. **4,765** COVID-19 positive cases are at designated isolation facilities or in-home isolation. A total of **290,261 (95.97%)** have recovered and discharged.



### Daily Incidence/Mortality

### Daily Lab Test conducted



### Funds

Funds Requested: 21,5 Million USD  
Gaps: 12.48 Million USD

WHO appreciates the contribution of donors (DFID, BMGF, DFATD Canada, JICA, UNOCHA, South Korea, Czech Republic and Germany) to support Government of Pakistan respond to COVID-19 through WHO Pakistan.

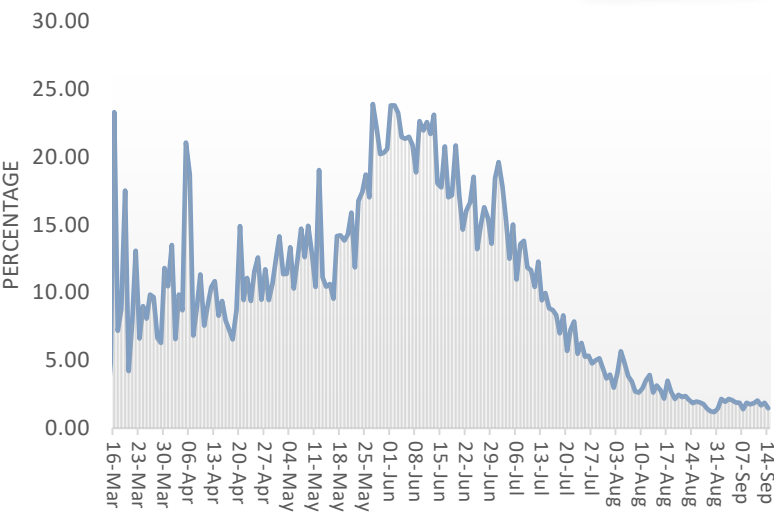


## Maintaining Essential Health Services

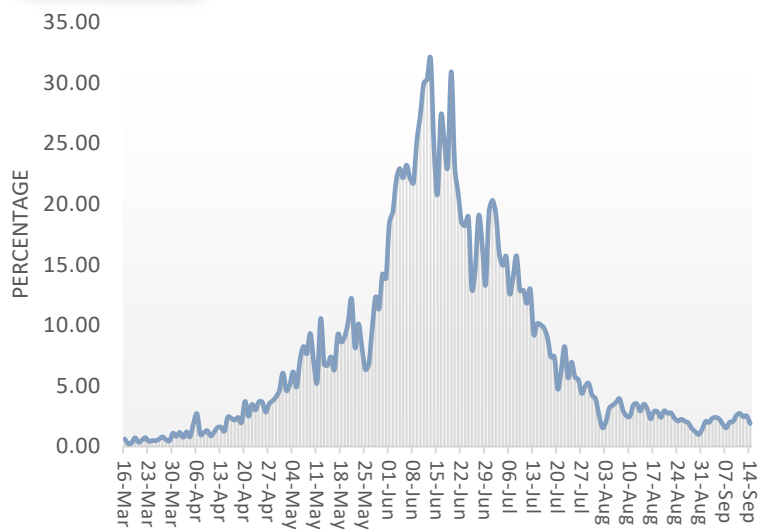
World Health Organization Pakistan in collaboration with People's Primary Health Initiative, Balochistan conducted training on RMNCAH for primary health workers on 10-12 September 2020 at WHO center of excellence (Sandeman Provincial hospital Quetta).

The objective of the training is continuity of sexual, reproductive and maternal health services with respect to COVID-19. Over fifteen health professionals were trained.

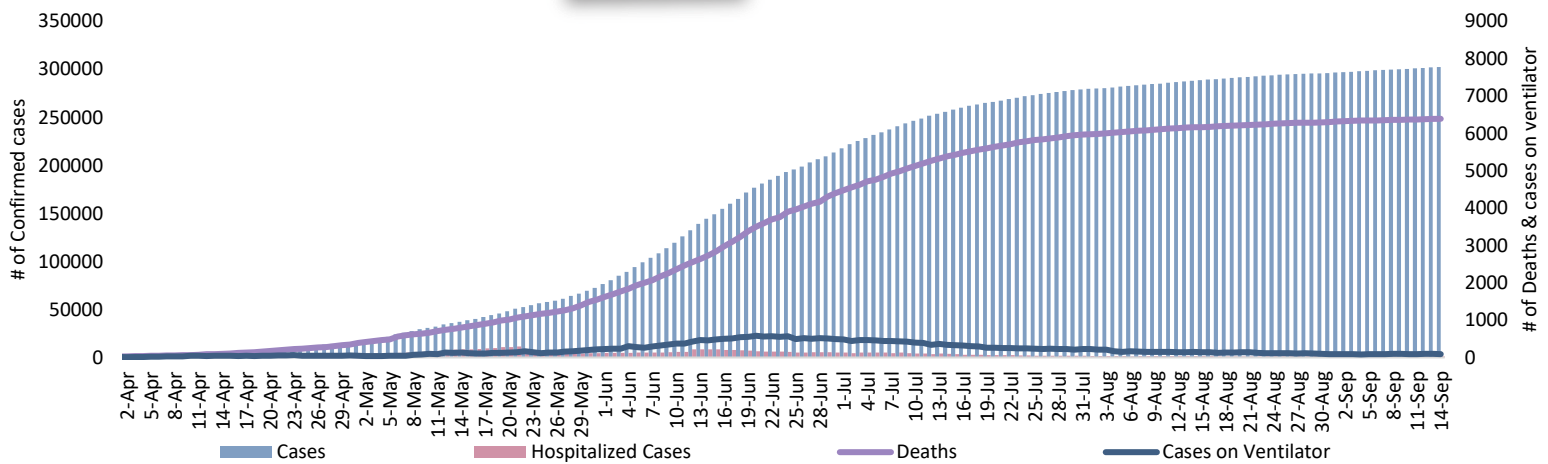
## Daily COVID-19 Positivity Rate



## Daily COVID-19 Attack rate Per million population



## Trends of COVID-19 confirmed cases Hospitalized, on Ventilators & Deaths

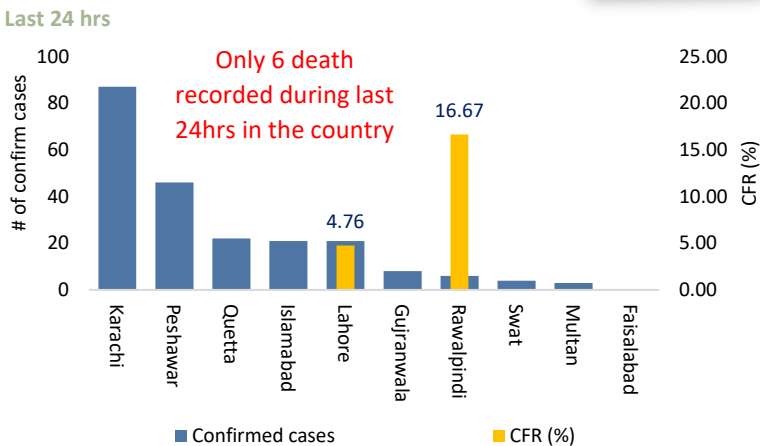


## Summary Table (Cumulative/current) as of 15<sup>th</sup> September 2020

Lab Status (cumulative)		Hospitalized (current)			Home or elsewhere Isolation	Recovered	Deaths
Tested	Positive	Stable	On oxygen	On Vent.			
2,995,890	302,424	446	471	92	4,765	290,261	6,389

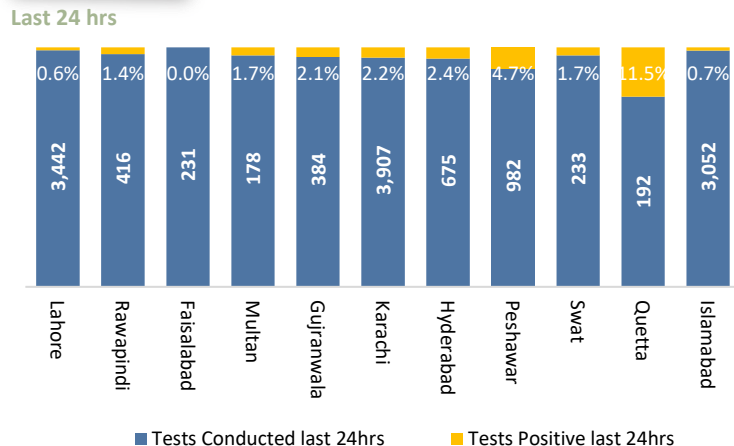
## COVID-19 Confirmed cases & CFR

by Major Cities / Districts



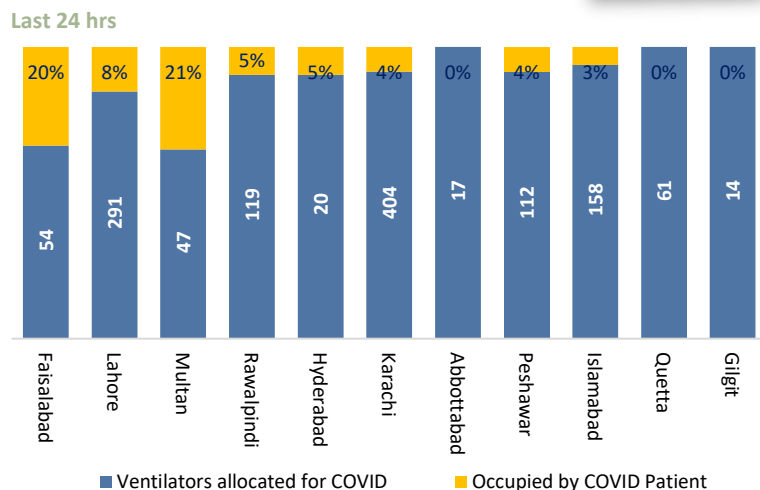
## COVID-19 Positivity rates

by Major Cities / Districts



## Occupied COVID-19 ventilators

by Major Cities / Districts



## Summary Table

by Major Cities / Districts

Districts	Hospitalized				Home or elsewhere Isolation
	Stable	On low flow oxygen	On High flow oxygen	On Vent.	
Lahore	47	26	87	24	176
Rawalpindi	12	22	08	06	03
Faisalabad	01	05	00	11	07
Multan	07	00	00	10	28
Gujranwala	85	00	27	01	156
Karachi	33	48	87	18	939
Hyderabad	02	02	03	01	111
Peshawar	00	05	24	05	112
Swat	00	01	00	00	26
Quetta	00	02	00	00	560
Islamabad	11	20	04	05	352

## Summary Table by Province

As of 15<sup>th</sup> September 2020

Provinces	Lab Status		Hospitalized				Home or elsewhere Isolation	Recovered	Deaths
	Tested	Positive	Stable	On low flow Oxygen	On High flow Oxygen	On Vent.			
AJK	37,077	2,426	11	06	00	00	131	2,212	66
Balochistan	81,854	13,621	00	02	00	00	910	12,564	145
GB	26,769	3,269	33	20	02	00	291	2,845	78
Islamabad	307,016	15,962	11	20	04	05	352	15,392	178
KP	315,531	37,079	05	13	34	07	667	35,096	1,257
Punjab	1,082,381	97,817	267	80	146	61	517	94,526	2,220
Sindh	1,145,262	132,250	119	53	91	19	1,897	127,626	2,445

Source: Ministry of national health Services, regulations and coordination, National emergency operation center

### Contact Details

**Dr Palitha Mahipala**  
WHO Representative  
WHO Country Office  
Islamabad – Pakistan  
Tel: +92 51 9255183  
ail: mahipal@who.int

**Dr Michael Lukwiya**  
Incident Manager  
WHO Country Office  
Islamabad - Pakistan  
Tel: +92 51 9255184  
Email: lukwiyam@who.int