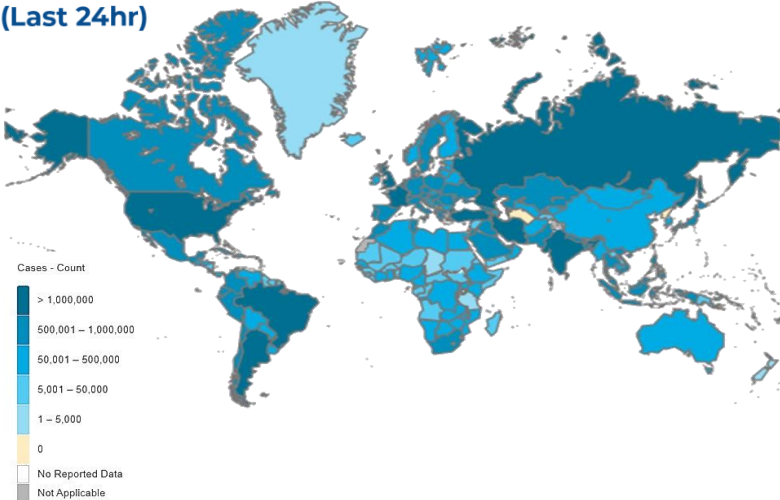
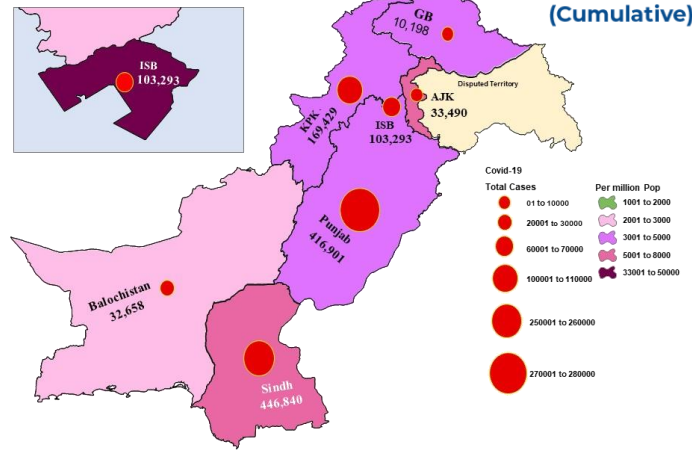




GLOBAL UPDATES (Last 24hr)



PAKISTAN COVID-19 SNAPSHOT (Cumulative)



451,361 Confirmed	7,848 Deaths	33.29% Daily Changes	13.61% Daily Changes	5,534,977,637 Vaccine doses	18,075,524 Suspected	18,625,952 Tests	1,212,809 Confirmed
1,108,339 Recovered	77,532 Active	26,938 Deaths					

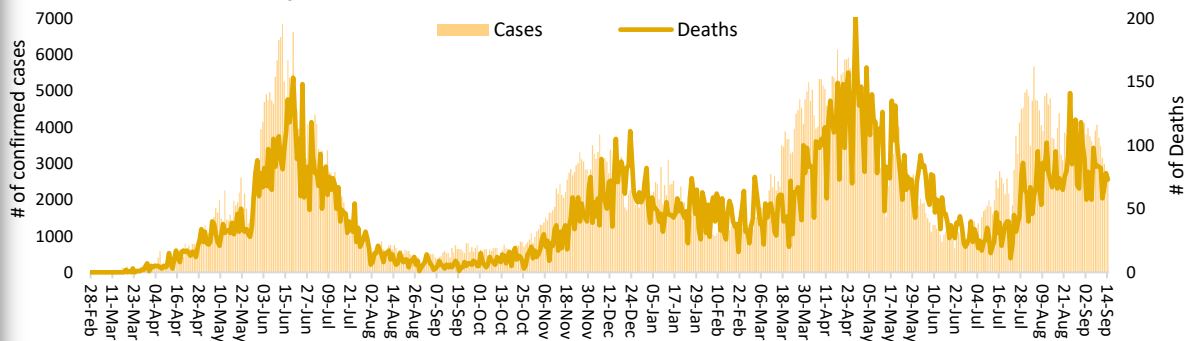
PAKISTAN SNAPSHOT (LAST 24hr)

56,742 Suspected	56,733 Tests	2,714 Confirmed	10,923 Recovered	5,122 Critical	73 Deaths
----------------------------	------------------------	---------------------------	----------------------------	--------------------------	---------------------

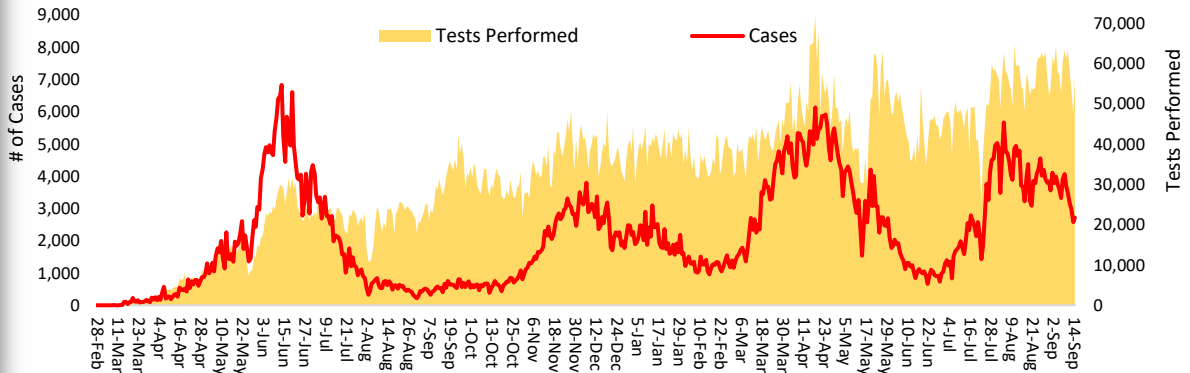
PAKISTAN VACCINE STATS

	First Dose 52,798,836
	Last 24 hrs: 586,486
	Fully Vaccinated 22,873,298
	Last 24 hrs: 359,539
	Total Doses Administrated 70,402,987
	Last 24 hrs: 890,980

Daily Incidence and Death Rate (From 28 Feb 2020 to till date)



Daily Confirmed cases and Lab. Tests (From 28 Feb 2020 to till date)



FUNDS

Funds Requested for 2021: 14 Million USD
Gaps: 13.55 million USD

WHO appreciates the contribution of donors: (UNOCHA)



WHO Country Representative Pakistan Dr Palitha Mahipala is undertaking a support supervisory visit to Punjab province from 14th to 15th September 2021. On 14th September 2021, the WR paid courtesy visit to the Commissioner Lahore division, Capt. Muhammad Usman Younis at the commissioner's office, Lahore. The WR was accompanied by the head of WHO sub office Punjab, Dr Jamshaid Ahmed, and WHO/Provincial Polio Team Lead Dr. Abdi Nasir.

During the meeting Dr Palitha briefed the commissioner on the current COVID-19 situation and response. the WR Pledged WHO support towards social mobilization in the "Lahore Wear a Mask "campaign. The Commissioner Lahore, Capt. Usman, appreciated WHO technical guidance and support towards enhancing public health measures. Capt. Usman noted that these non-pharmaceutical measures are a cost-effective intervention in the covid 19 response.

Positivity Rate by Major Cities/Districts

Districts	Daily Trend	Test Conducted (Last 24hrs)	Positive Cases (Last 24hrs)	Positivity Rate (%)
Abbottabad		229	6	2.6%
Swat		767	23	3.0%
Peshawar		1116	97	8.7%
Faisalabad		1161	87	7.5%
Gujranawala		786	36	4.6%
Gujrat		574	10	1.7%
Lahore		5362	589	11.0%
Multan		1076	71	6.6%
Rawalpindi		1424	92	6.5%
Islamabad		4045	168	4.2%
Karachi		6562	345	5.3%
Hyderabad		1432	132	9.2%
Mirpur		166	6	3.6%
Muzaffarabad		170	5	2.9%

Summary Table (Major Cities /Districts)

Districts	Hospitalized				Home or elsewhere Isolation
	Stable	On low flow oxygen	On High flow oxygen	On Vent	
Mirpur	01	02	09	00	209
Muzaffarabad	01	00	08	00	123
Quetta	00	00	05	00	177
Gilgit	00	07	05	00	45
Islamabad	25	112	171	40	3,264
Abbottabad	00	41	65	00	87
Peshawar	00	73	380	43	889
Swat	00	15	103	08	56
Bahawalpur	03	32	81	17	549
Faisalabad	42	43	383	13	2,512
Gujranwala	00	7	66	08	21
Lahore	139	99	299	179	2,432
Multan	199	05	26	87	1,024
Rawalpindi	07	72	135	26	2,143
Hyderabad	05	28	26	02	1,996
Karachi	70	145	259	47	35,533

Summary Table by Province

Provinces	Lab Status				Stable	Hospitalized			Home Isolation	Total Recovered	Total Deaths
	Tested		Positive			Oxygen		On Vent.			
	Last 24hrs	Total (PCR+RA)	Last 24hrs	Total		On low flow	On High flow				
AJK	946	291,268	58	33,490	06	07	41	00	1,366	31,343	727
Balochistan	1,161	419,418	40	32,658	03	01	05	00	320	31,985	344
GB	564	183,263	17	10,198	03	11	13	00	242	9,747	182
Islamabad	4,078	1,970,571	168	103,293	25	112	171	40	3,264	98,789	892
KP	11,813	2,819,238	389	169,429	00	466	946	53	6,122	156,532	5,310
Punjab	19,572	7,129,389	1,247	416,901	492	819	1,451	387	21,545	379,916	12,291
Sindh	18,599	5,812,805	795	446,840	110	201	349	49	38,912	400,027	7,192

Contact Details

Dr Palitha Mahipala
 WHO Representative
 WHO Country Office
 Islamabad – Pakistan
 Tel: +92 51 9255183
 Email: mahipalap@who.int

Dr Michael Lukwiya
 Incident Manager
 WHO Country Office
 Islamabad - Pakistan
 Tel: +92 51 9255184
 Email: lukwiyam@who.int