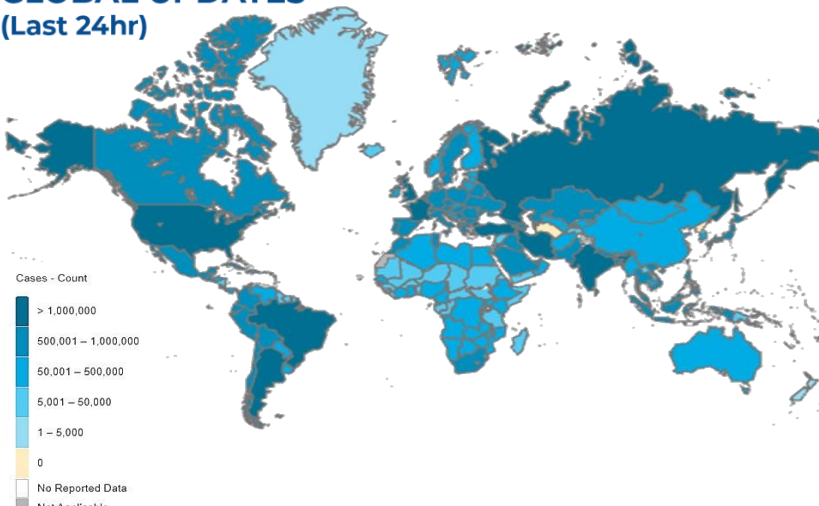
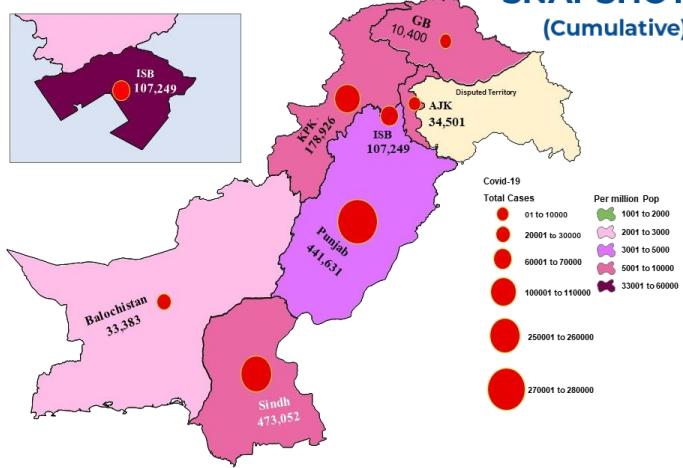




GLOBAL UPDATES (Last 24hr)



PAKISTAN COVID-19 SNAPSHOT (Cumulative)



527,295 Confirmed	7,978 Deaths	-3.88% Daily Changes	3.14% Daily Changes	7,160,396,495 Vaccine doses	20,619,550 Suspected	21,318,930 Tests	1,279,142 Confirmed
				As on 10th November 2021	1,227,228 Recovered	23,330 Active	28,584 Deaths

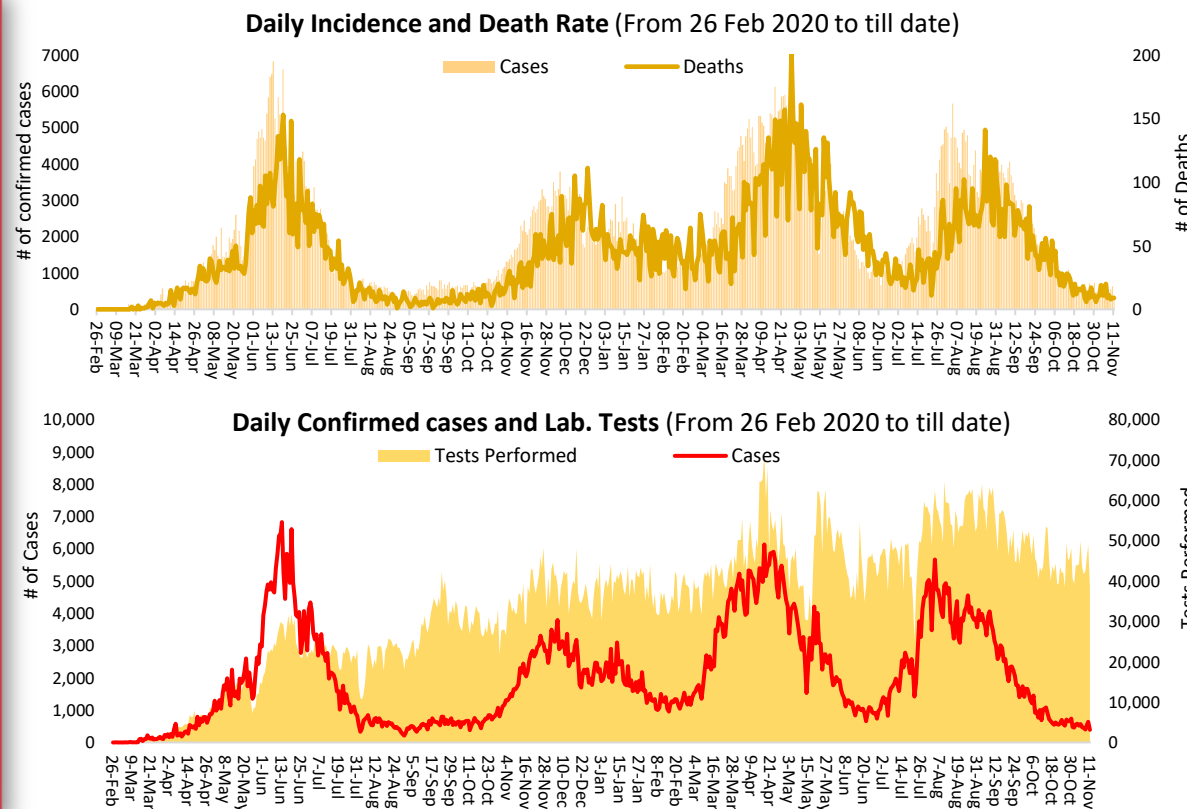
PAKISTAN SNAPSHOT (LAST 24hr)	37,074 Suspected	38,524 Tests	391 Confirmed	322 Recovered	1,158 Critical	09 Deaths
--------------------------------------	----------------------------	------------------------	-------------------------	-------------------------	--------------------------	---------------------

PAKISTAN VACCINE STATS

First Dose
77,343,569
Last 24 hrs:
559,381

Fully Vaccinated
47,231,914
Last 24 hrs:
571,804

Total Doses Administrated
117,243,931
Last 24 hrs:
1,112,845



Meetings & Coordination



On 12th November 2021, the Ministry of National Health Services, Regulation & Coordination launched a nationwide Measles and Rubella (MR) campaign, at the Federal EPI Office, Chak Shahzad, Islamabad. The launching ceremony was graced by the Special Assistant for Prime Minister on Health Dr Faisal Sultan, WHO Country Representative Pakistan, Dr Palitha Mahipala and UNICEF Country Representative Ms. Aida Girma-Melaku.

In his remarks, Dr Palitha reiterated WHO support in ensuring that all children in Pakistan are vaccinated against vaccine-preventable diseases. He applauded the high-level political commitment, innovation, partnerships, and investments that continue to strengthen routine immunization services and improve coverage. The Special Assistant to Prime Minister on Health, Dr Faisal appreciated the Health workers and partners for supporting the campaign.

Positivity Rate by Major Cities/Districts

Districts	Daily Trend	Test Conducted (Last 24hrs)	Positive Cases (Last 24hrs)	Positivity Rate (%)
Abbottabad		409	2	0.5%
Swat		567	2	0.4%
Peshawar		1325	32	2.4%
Faisalabad		790	8	1.0%
Gujranawala		610	2	0.3%
Gujrat		30	0	0.0%
Lahore		6895	83	1.2%
Multan		816	4	0.5%
Rawalpindi		1699	10	0.6%
Islamabad		3372	26	0.8%
Karachi		3563	59	1.7%
Hyderabad		941	22	2.3%
Mirpur		46	2	4.3%
Muzaffarabad		44	0	0.0%

Summary Table by Province

Provinces	Lab Status				Stable	Hospitalized			Home Isolation	Total Recovered	Total Deaths
	Tested		Positive			Oxygen		On Vent.			
	Last 24hrs	Total (PCR+RA)	Last 24hrs	Total		On low flow	On High flow				
AJK	194	317,699	03	34,501	02	01	00	00	41	33,716	741
Balochistan	655	464,334	15	33,383	00	00	02	00	123	32,900	358
GB	370	207,253	02	10,400	00	06	00	00	13	10,195	186
Islamabad	3,372	2,185,604	26	107,249	01	22	34	11	251	105,983	947
KP	8,382	3,399,543	80	178,926	00	66	226	20	1,095	171,733	5,786
Punjab	17,568	8,113,604	138	441,631	14	186	313	81	7,012	421,058	12,967
Sindh	7,983	6,630,893	127	473,052	24	98	78	14	13,596	451,643	7,599

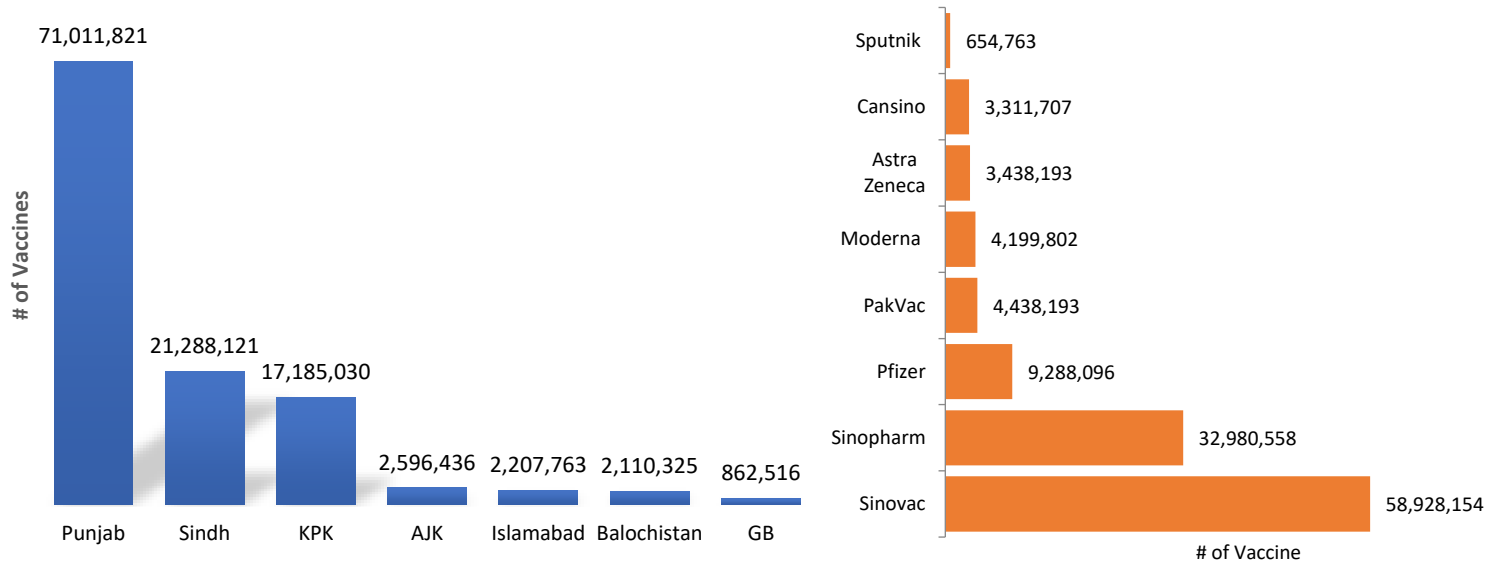
Summary Table (Major Cities /Districts)

Districts	Hospitalized				Home or elsewhere Isolation
	Stable	On low flow oxygen	On High flow oxygen	On Vent	
Mirpur	01	01	00	00	14
Muzaffarabad	00	00	00	00	05
Quetta	00	00	02	00	75
Gilgit	00	06	00	00	05
Islamabad	01	22	34	11	251
Abbottabad	00	02	07	00	29
Peshawar	00	22	91	20	258
Swat	00	00	21	00	00
Bahawalpur	00	05	07	04	33
Faisalabad	00	07	51	03	2,512
Gujranwala	00	04	01	03	00
Lahore	05	25	97	36	2,434
Multan	00	45	00	15	1,030
Rawalpindi	35	04	19	02	160
Hyderabad	00	03	04	01	1,753
Karachi	04	91	64	13	7,693

SARI/ILI surveillance summary, Week-44, 2021 (218 Sentinel Sites)

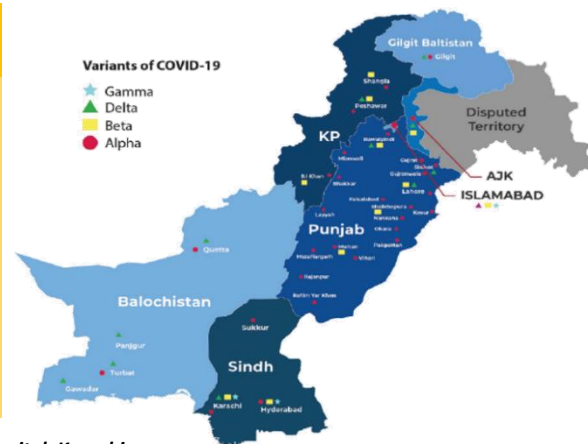
Province	SARI Cases					ILI Cases					Contact Tracing					Sentinel Sites			Bed Occupancy		
	Week-44					Week-44					Week-44					Week-44			Week-44		
	SARI Reported	Tested		Lab Positive		ILI Reported	Tested		Lab Positive		Contact Identified	Contact Lab Tested		Contact Lab Positive		Total Sentinel Sites	Sites Reported		Total Allocated Beds	Occupied Beds	
		No	%	No	%		No	%	No	%		No	%	No	%		No	%		No	%
Islamabad	60	60	100.0	3	5.0	292	140	47.9	4	2.9	14	8	57.1	3	37.5	7	7	100.0	539	67	12.4
Punjab	955	955	100.0	30	3.1	2821	2494	88.4	40	1.6	1968	1963	99.7	22	1.1	50	50	100.0	4303	420	9.8
Sindh	558	552	98.9	75	13.6	1869	1199	64.2	96	8.0	2839	2498	88.0	258	10.3	65	65	100.0	3623	951	26.2
KP	230	228	99.1	57	25.0	3219	3159	98.1	72	2.3	1508	1497	99.3	35	2.3	30	30	100.0	1666	152	9.1
Balochistan	157	140	89.2	13	9.3	1015	511	50.3	15	2.9	489	403	82.4	11	2.7	44	44	100.0	302	66	21.9
AJK	43	43	100.0	4	9.3	210	164	78.1	2	1.2	82	82	100.0	4	4.9	9	9	100.0	588	62	10.5
GB	8	8	100.0	0	0.0	113	65	57.5	0	0.0	0	0	0.0	0	0.0	13	13	100.0	51	5	9.8
Total	2011	1986	98.8	182	9.2	9539	7732	81.1	229	3.0	6900	6451	93.5	333	5.2	218	218	100.0	11072	1723	15.6

COVID-19 Vaccination status by province and vaccine doses



COVID-19 sequenced genomes

Province	Wild Type	ALPHA	BETA	GAMMA	DELTA	DELTA +	Total
Punjab	46	371	16	01	345	-	779
Sindh	77	121	235	34	266	-	733
KP	28	48	06	-	24	-	106
Baluchistan	07	03	-	-	56	-	66
Islamabad	246	135	19	01	841	03	1,245
Gilgit	05	-	-	-	11	-	16
AJK	04	04	01	-	02	-	11
Unspecified	27	44	15	01	31	-	118
Totals	440	726	292	37	1,576	03	3,074



Data Source: GISAID : <https://www.gisaid.org>, National Institute of Health, Pakistan, Aga Khan University hospital, Karachi.

The reported data is inclusive of PCR based genotyping for SARS-CoV2 variants and Whole Genome Sequencing information. Variant of Interest data is not including in this report.

Contact Details

Dr Palitha Mahipala

WHO Representative
WHO Country Office
Islamabad – Pakistan
Tel: +92 51 9255183
Email: mahipalap@who.int

Dr Michael Lukwiya

Incident Manager
WHO Country Office
Islamabad - Pakistan
Tel: +92 51 9255184
Email: lukwiyam@who.int