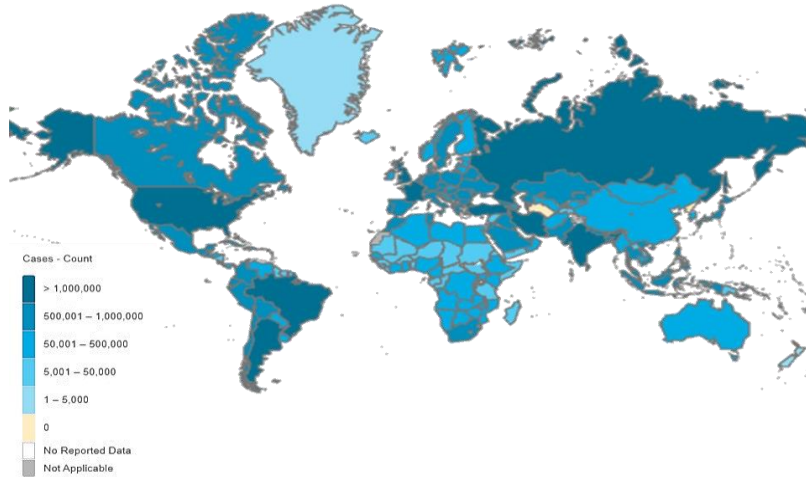


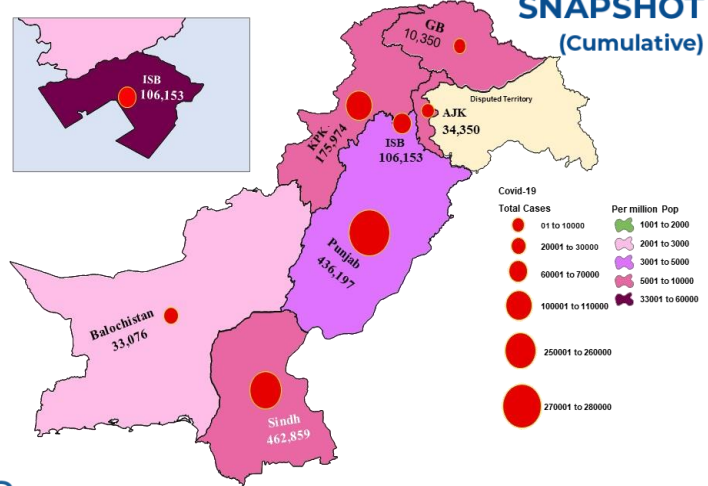


GLOBAL UPDATES

As on 8th October 2021



PAKISTAN COVID-19 SNAPSHOT (Cumulative)



450,970 Confirmed	7,880 Deaths	-2.55% Daily Changes	-10.86% Daily Changes	6,262,445,422 Vaccine doses	19,307,871 Suspected	19,911,021 Tests	1,258,959 Confirmed
1,188,562 Recovered	42,263 Active	28,134 Deaths					

As on 5th October 2021

PAKISTAN SNAPSHOT (LAST 24hr)

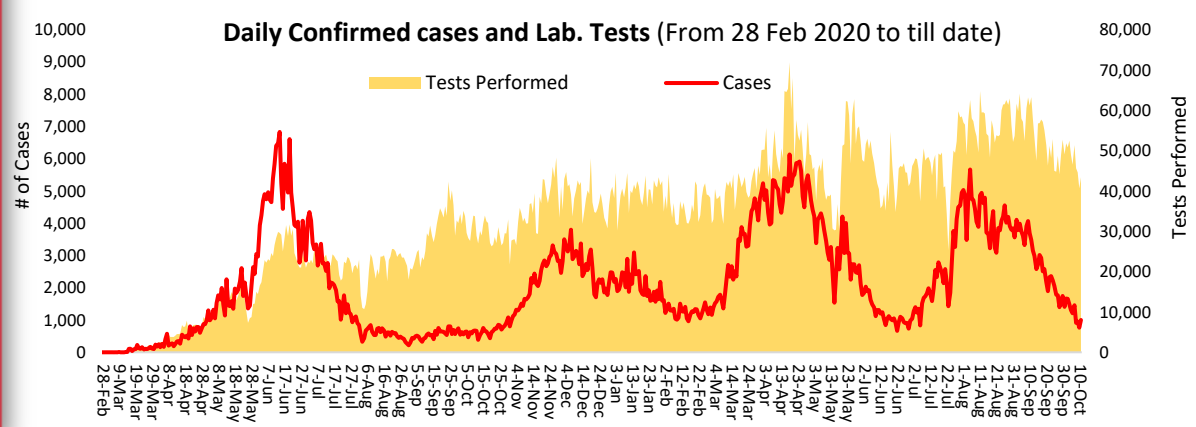
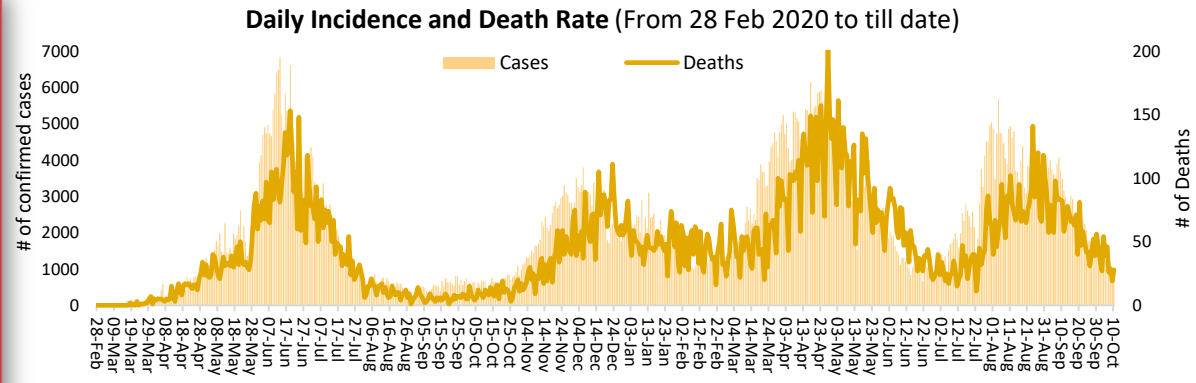
41,838 Suspected	43,389 Tests	1,004 Confirmed	1,254 Recovered	2,473 Critical	28 Deaths
----------------------------	------------------------	---------------------------	---------------------------	--------------------------	---------------------

PAKISTAN VACCINE STATS
As on 8th October 2021

First Dose
63,046,740
Last 24 hrs:
493,575

Fully Vaccinated
32,723,061
Last 24 hrs:
604,451

Total Doses Administrated
89,719,686
Last 24 hrs:
1,052,572





On 11th October 2021, WHO Country Representative Pakistan, Dr Palitha Mahipala visited the Pakistan Girls Guide Association headquarters in Islamabad. The WR was accompanied by the WHO/WHE Team lead Pakistan, Dr Michael Lukwiya and other WHO Pakistan staff. The WR was received by the National Commissioner, Pakistan Girls Guides Association, Mrs. Maria Maud Sabri. The purpose of the visit was to promote the “Wear a Mask Protect Pakistan” Campaign.

Dr. Palitha advised the Pakistan Girls Guides Association members present, guiders, students, and staff of the association on adherence to public health measures: wearing mask, hand hygiene and physical distance. The WR and team distributed masks and IEC materials to the members, guiders, students, and staff. The National Commissioner appreciated WHO support and pledged to ensure implementation of public health measures at their institutions.

Positivity Rate by Major Cities/Districts

Districts	Weekly Trend	Test Conducted (Last 24hrs)	Positive Cases (Last 24hrs)	Positivity Rate (%)
Abbottabad		263	6	2.3%
Swat		573	4	0.7%
Peshawar		1462	96	6.6%
Faisalabad		1480	8	0.5%
Gujernawala		1139	1	0.1%
Gujrat		92	0	0.0%
Lahore		3990	195	4.9%
Multan		1582	17	1.1%
Rawalpindi		1254	18	1.4%
Islamabad		2712	40	1.5%
Karachi		2359	97	4.1%
Hyderabad		1711	156	9.1%
Mirpur		55	3	5.5%
Muzaffarabad		42	0	0.0%
Gilgit		177	1	0.6%
Skardu		1	0	0.0%

Summary Table (Major Cities /Districts)

Districts	Hospitalized				Home or elsewhere Isolation
	Stable	On low flow oxygen	On High flow oxygen	On Vent	
Mirpur	00	01	03	00	76
Muzaffarabad	00	00	01	00	19
Quetta	00	00	07	00	62
Gilgit	00	04	01	00	67
Islamabad	05	41	96	25	1,844
Abbottabad	01	10	23	00	31
Peshawar	05	34	200	39	683
Swat	07	06	31	03	00
Bahawalpur	00	10	18	09	549
Faisalabad	00	17	143	12	2,512
Gujranwala	00	05	12	07	21
Lahore	18	59	229	123	2,432
Multan	00	64	19	67	1,024
Rawalpindi	89	8	47	06	2,143
Hyderabad	00	10	13	00	2,123
Karachi	03	95	99	18	18,077

Summary Table by Province

Provinces	Lab Status				Hospitalized				Home Isolation	Total Recovered	Total Deaths
	Tested		Positive		Stable	Oxygen		On Vent.			
	Last 24hrs	Total (PCR+RA)	Last 24hrs	Total		On low flow	On High flow				
AJK	352	309,012	11	34,350	03	02	06	00	300	33,300	739
Balochistan	570	446,282	4	33,076	01	00	08	00	168	32,549	350
GB	420	194,404	2	10,350	00	04	01	00	117	10,042	186
Islamabad	2,712	2,080,746	40	106,153	05	41	96	25	1,844	103,210	932
KP	10,528	3,098,266	239	175,974	00	164	444	43	3,073	166,605	5,645
Punjab	18,324	7,595,809	315	436,197	49	353	748	265	12,198	409,799	12,785
Sindh	10,483	6,186,502	393	462,859	32	117	138	18	22,000	433,057	7,497

Contact Details

Dr Palitha Mahipala
 WHO Representative
 WHO Country Office
 Islamabad – Pakistan
 Tel: +92 51 9255183
 Email: mahipalap@who.int

Dr Michael Lukwiya
 Incident Manager
 WHO Country Office
 Islamabad - Pakistan
 Tel: +92 51 9255184
 Email: lukwiyam@who.int