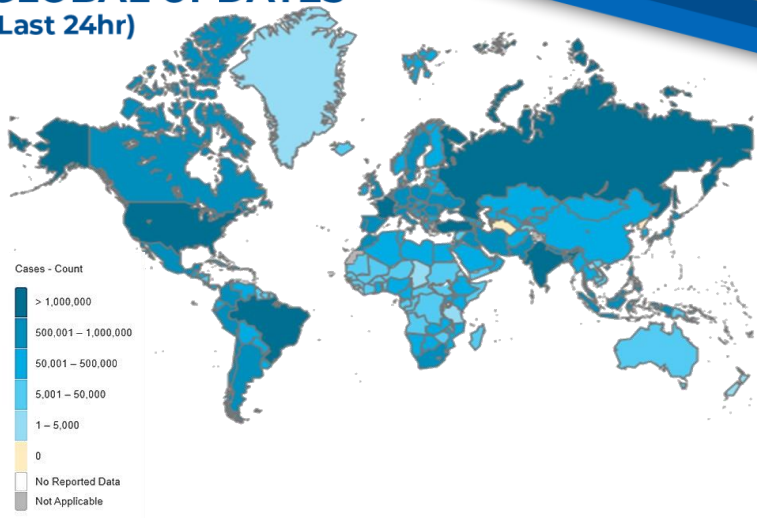


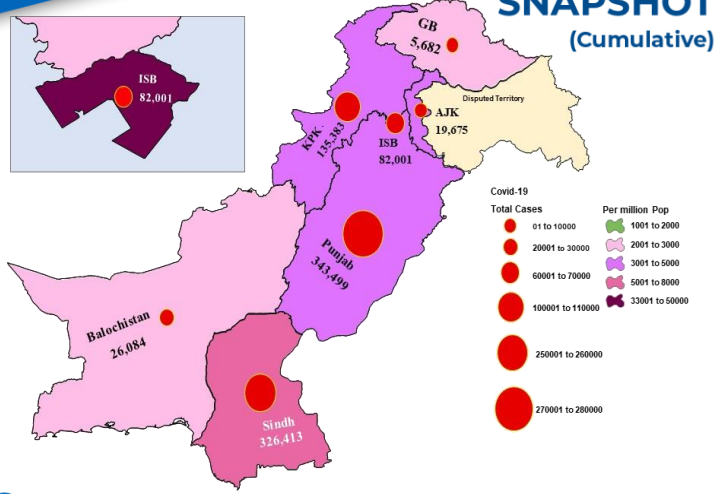
PAKISTAN COVID-19 SITUATION REPORT



GLOBAL UPDATES (Last 24hr)



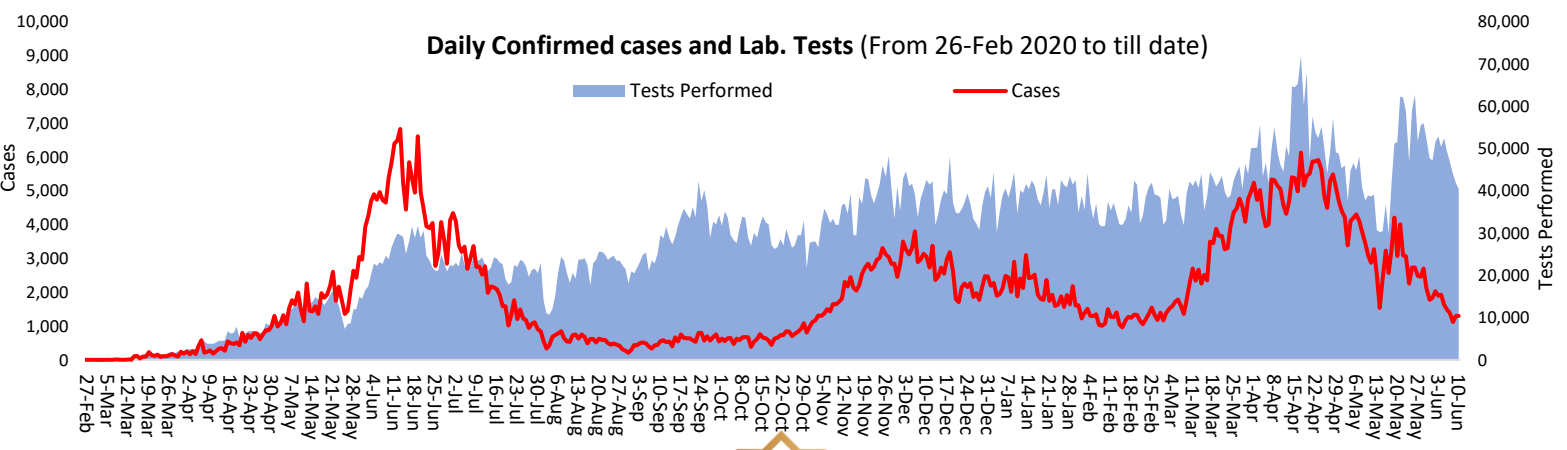
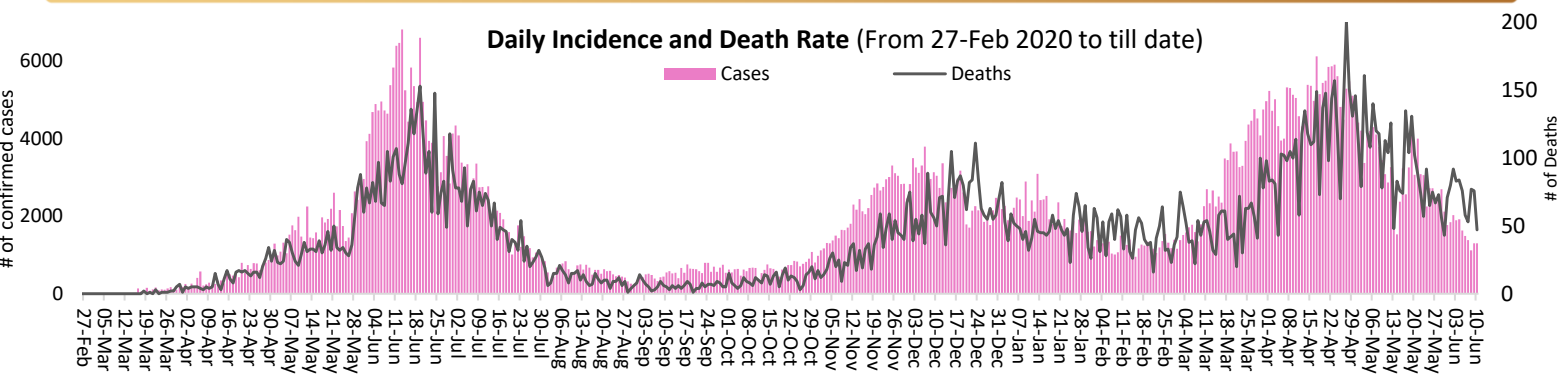
PAKISTAN COVID-19 SNAPSHOT (Cumulative)



380,482 Confirmed	14,034 Deaths	12.36% Daily Changes	60.52% Daily Changes	13,317,130 Suspected	13,745,973 Tests	938,737 Confirmed
873,543 Recovered	43,618 Active	21,576 Deaths				

PAKISTAN SNAPSHOT (LAST 24hr)

42,023 Suspected	40,483 Tests	1,303 Confirmed	1,874 Recovered	2,841 Critical	47 Deaths
----------------------------	------------------------	---------------------------	---------------------------	--------------------------	---------------------



FUNDS

Funds Requested: 34 Million USD
Gaps: 14.98 million USD

WHO appreciates the contribution of donors (FCDO, BMGF, DFATD Canada, JICA, UNOCHA, ECHO, South Korea, Czech Republic and Germany) to support Government of Pakistan towards, COVID-19 through WHO Pakistan.

Meeting and Coordination



On 9th June 2021, WHO Regional Director for Eastern Mediterranean Region, Dr Ahmed Al-Mandhari and WHO Country Representative Pakistan, Dr Palitha Mahipala commissioned the Gul Muhammad Dispensary at UC-8, Gadap town, West Karachi district, that was refurbished with support from WHO Pakistan. The ceremony was attended by the Director Polio Eradication, WHO HQ, Mr Aidan O Leary, Regional Director, Polio Eradication, Dr Hamid Jafri, and the National Polio Team Lead Dr Zainul Abideen.

The guests were received by the Project Director, EPI Sindh, Dr Muhammad Jumman Bhotto, who appreciated WHO support and informed his guests that EPI coverage has increased by 21% after the refurbishment.

Dr Ahmed Al-Mandhari appreciated the commitment towards health services delivery by the provincial and West Karachi district authorities. He pledged WHO support in strengthening health systems in Pakistan.

Positivity Rate by Major Cities/Districts

Last 24 hrs

City/District	Tests Conducted last 24hrs	Tests Positive last 24hrs
Muzaffarabad	90	10.0%
Karachi	5,537	8.1%
Hyderabad	816	6.7%
Gujranwala	35	5.7%
Lahore	1,504	5.7%
Peshawar	839	5.4%
Rawalpindi	380	4.7%
Faisalabad	352	3.7%
Multan	962	3.4%
Abbotabad	487	3.3%
Quetta	789	3.0%
Swat	563	2.8%
Mardan	675	2.4%
Islamabad	3,413	2.0%
Nowshera	317	1.6%
Swabi	252	1.6%
Bahawalpur	599	1.3%

■ Tests Conducted last 24hrs ■ Tests Positive last 24hrs

Summary Table (Major Cities /Districts)

Districts	Hospitalized				Home or elsewhere Isolation
	Stable	On low flow oxygen	On High flow oxygen	On Vent	
Mirpur	00	00	02	00	31
Muzaffarabad	02	09	06	01	82
Quetta	00	02	33	00	759
Gilgit	00	05	05	00	37
Islamabad	00	49	91	24	2,126
Abbottabad	00	55	03	00	340
Peshawar	00	52	210	25	62
Swat	00	21	47	01	76
Bahawalpur	00	09	19	12	282
Faisalabad	08	17	121	06	2,512
Gujranwala	00	09	26	06	05
Lahore	46	70	204	106	2,432
Multan	01	82	07	54	1,024
Rawalpindi	05	48	55	11	644
Hyderabad	01	11	06	00	3,531
Karachi	53	130	392	65	18,912

Summary Table by Province

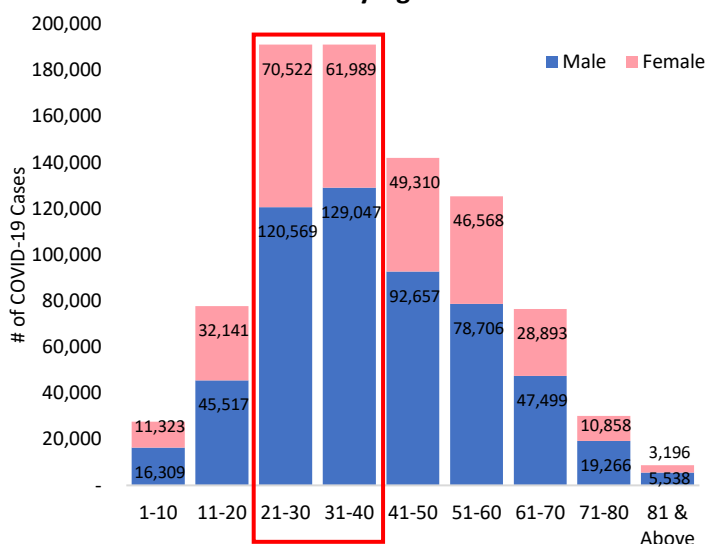
Provinces	Lab Status				Hospitalized				Home Isolation	Total Recovered	Total Deaths
	Tested		Positive		Stable	Oxygen		On Vent			
	Last 24hrs	Total (PCR+RA)	Last 24hrs	Total		On low flow	On High flow				
AJK	461	203,910	52	19,675	10	14	16	01	580	18,494	560
Balochistan	877	284,045	32	26,084	00	02	33	00	1,048	24,709	292
GB	407	124,841	8	5,682	00	07	06	00	85	5,476	108
Islamabad	3,413	1,623,870	68	82,001	00	49	91	24	2,126	78,942	769
KP	9,757	1,890,706	221	135,383	00	271	381	27	3,046	127,464	4,194
Punjab	12,323	5,357,960	247	343,499	170	463	548	226	10,723	320,912	10,457
Sindh	13,245	4,260,641	675	326,413	73	161	456	65	22,916	297,546	5,196

SARI/ILI Surveillance Summary, Week-22, 2021 (245 Sentinel Sites)

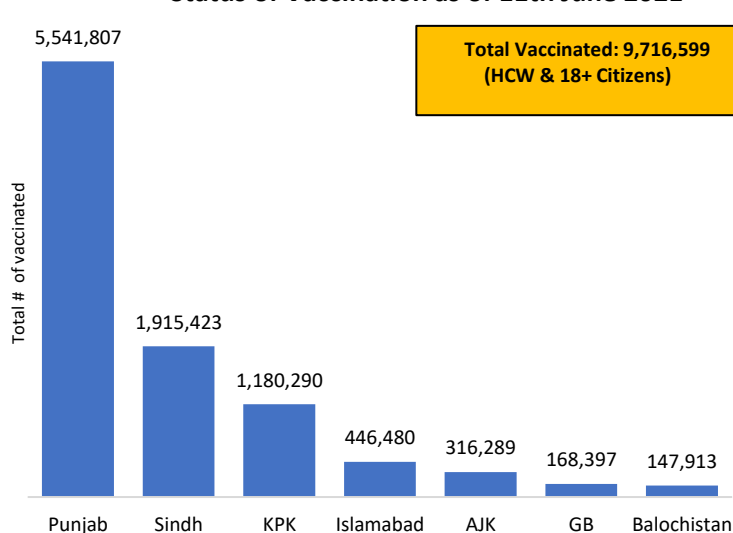
Province	SARI Cases					ILI Cases					Contact Tracing					Sentinel Sites			Bed Occupancy		
	Week-22					Week-22					Week-22					Week-22			Week-22		
	SARI Reported	Tested		Lab Positive		ILI Reported	Tested		Lab Positive		Contact Identified	Contact Lab Tested		Contact Lab Positive		Total Sentinel Sites	Sites Reported		Total Allocated Beds	Occupied Beds	
		No	%	No	%		No	%	No	%		No	%	No	%		No	%		No	%
Islamabad	108	108	100.0	20	18.5	190	85	44.8	8	9.4	215	170	79.1	60	35.3	7	7	100.0	937	97	10.4
Punjab	1322	1307	98.9	116	8.9	2431	1870	76.9	109	5.8	2395	2391	99.8	55	2.3	50	50	100.0	5343	875	16.4
Sindh	485	483	99.6	103	21.3	1352	695	51.4	69	9.9	1738	1274	73.4	200	15.7	65	65	100.0	7520	3747	49.8
KP	377	377	100.0	147	39.0	4491	4219	93.9	483	11.4	2843	2745	96.5	110	4.0	30	30	100.0	1821	696	38.2
Balochistan	422	417	98.8	71	17.1	3057	2102	68.8	145	6.9	1280	1215	94.9	28	2.3	84	80	95.2	389	28	7.2
AJK	454	454	100.0	104	22.9	378	378	100.0	35	9.3	761	761	100.0	28	3.7	9	9	100.0	588	298	50.7
Total	3168	3146	99.3	561	17.8	11899	9353	78.6	849	9.1	9232	8556	92.7	481	5.6	245	242	98.8	16731	5741	34.3

COVID-19 Cases by Age & Gender and Vaccination Status

Confirmed by Age and Gender

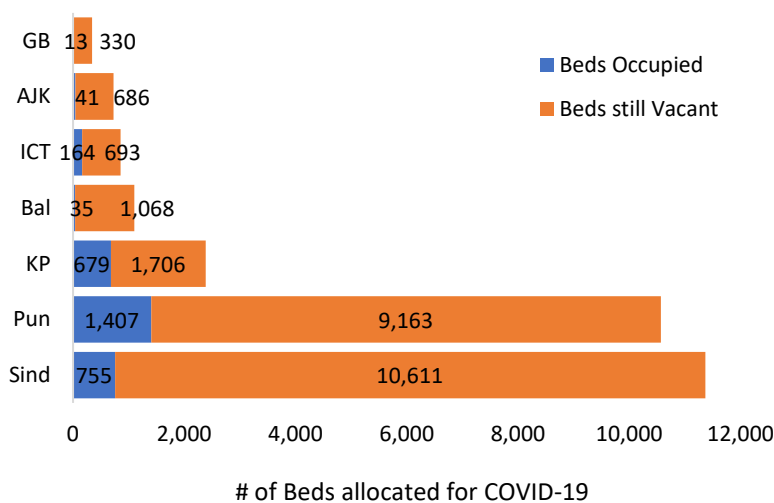


Status of Vaccination as of 11th June 2021

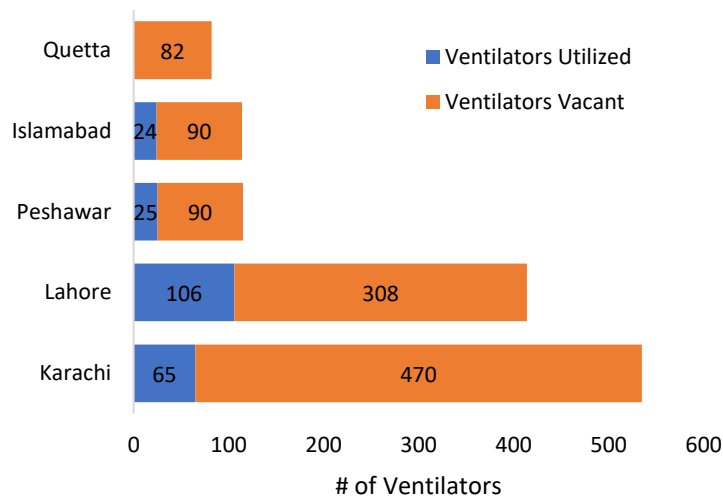


Health System Capacity

Dedicated COVID Bed Occupancy by Province



COVID Ventilator Utilization, Provincial Capitals



Contact Details

Dr Palitha Mahipala
 WHO Representative
 WHO Country Office
 Islamabad – Pakistan
 Tel: +92 51 9255183
 Email: mahipalap@who.int

Dr Michael Lukwiya
 Incident Manager
 WHO Country Office
 Islamabad - Pakistan
 Tel: +92 51 9255184
 Email: lukwiyam@who.int