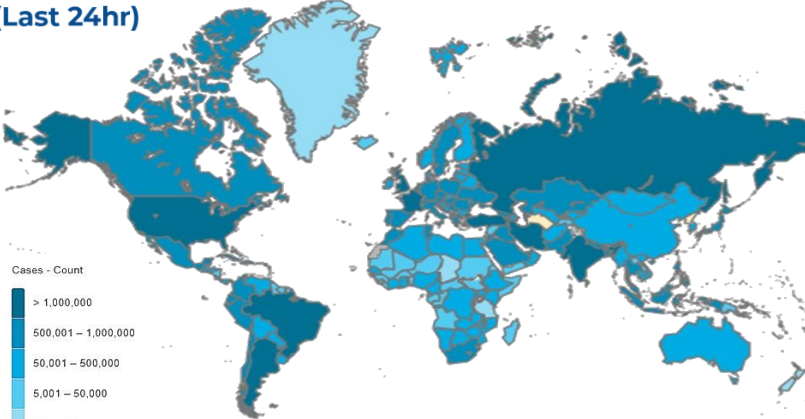
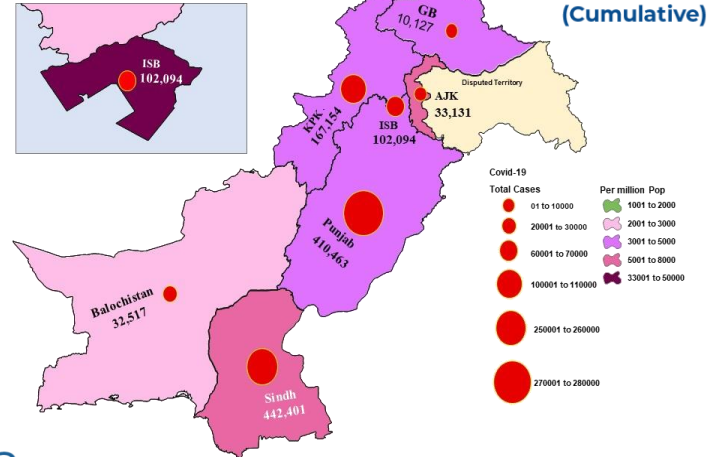




GLOBAL UPDATES (Last 24hr)



PAKISTAN COVID-19 SNAPSHOT (Cumulative)



569,073 Confirmed	9,213 Deaths	-12.79% Daily Changes	12.54% Daily Changes	5,352,927,296 Vaccine doses	17,774,217 Suspected	18,347,597 Tests	1,197,887 Confirmed
1,079,867 Recovered	91,440 Active	26,580 Deaths	As on 5th September 2021				

PAKISTAN SNAPSHOT (LAST 24hr)

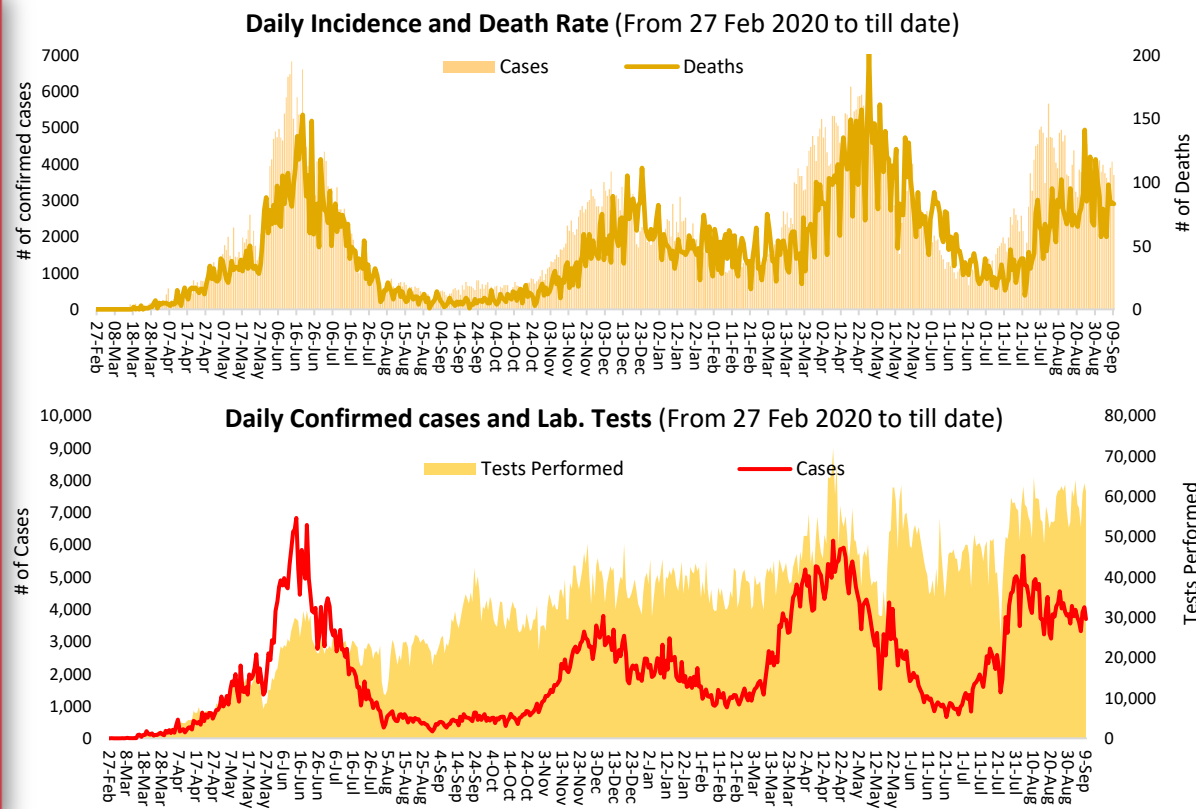
60,573 Suspected	61,128 Tests	3,689 Confirmed	3,755 Recovered	5,362 Critical	83 Deaths
----------------------------	------------------------	---------------------------	---------------------------	--------------------------	---------------------

PAKISTAN VACCINE STATS

First Dose: 50,195,479
Last 24 hrs: 623,048

Fully Vaccinated: 21,292,706
Last 24 hrs: 380,655

Total Doses Administrated: 66,456,245
Last 24 hrs: 950,246



Meetings & Coordination



The WHO Country Representative Pakistan Dr. Palitha Mahipala undertook a support supervisory visit to Balochistan Province from 8th to 9th Sep 2021. During his visit, the WR met with the members of UN Partners Team (UNPT) in Quetta on 08 September 2021.

The meeting was hosted by Provincial Head UNDP Mr. Zulfiqar Durrani and attended by representatives from WFP, UNFPA, FAO, UNDSS, UN Women and UNHCR.

During the meeting, WR briefed the UN partners on the COVID-19 situation and response. He elaborated on the importance of testing, trace and quarantine strategy, adherence to public health measure to limit transmission and embracing vaccination. Dr. Palitha also highlighted WHO's support to other essential Health services.

The other UN agencies shared their interventions in the province. The meeting-built consensus on coordination of technical assistance and humanitarian support to the government.

Positivity Rate by Major Cities/Districts

Districts	Daily Trend	Test Conducted (Last 24hrs)	Positive Cases (Last 24hrs)	Positivity Rate (%)
Abbottabad		363	21	5.8%
Swat		650	18	2.8%
Peshawar		1360	149	11.0%
Faisalabad		1136	120	10.6%
Gujernawala		510	21	4.1%
Gujrat		619	13	2.1%
Lahore		5897	672	11.4%
Multan		2271	94	4.1%
Rawalpindi		2342	203	8.7%
Islamabad		4529	254	5.6%
Karachi		5624	393	7.0%
Hyderabad		1536	120	7.8%
Mirpur		109	14	12.8%
Muzaffarabad		293	13	4.4%

Summary Table by Province

Summary Table (Major Cities /Districts)

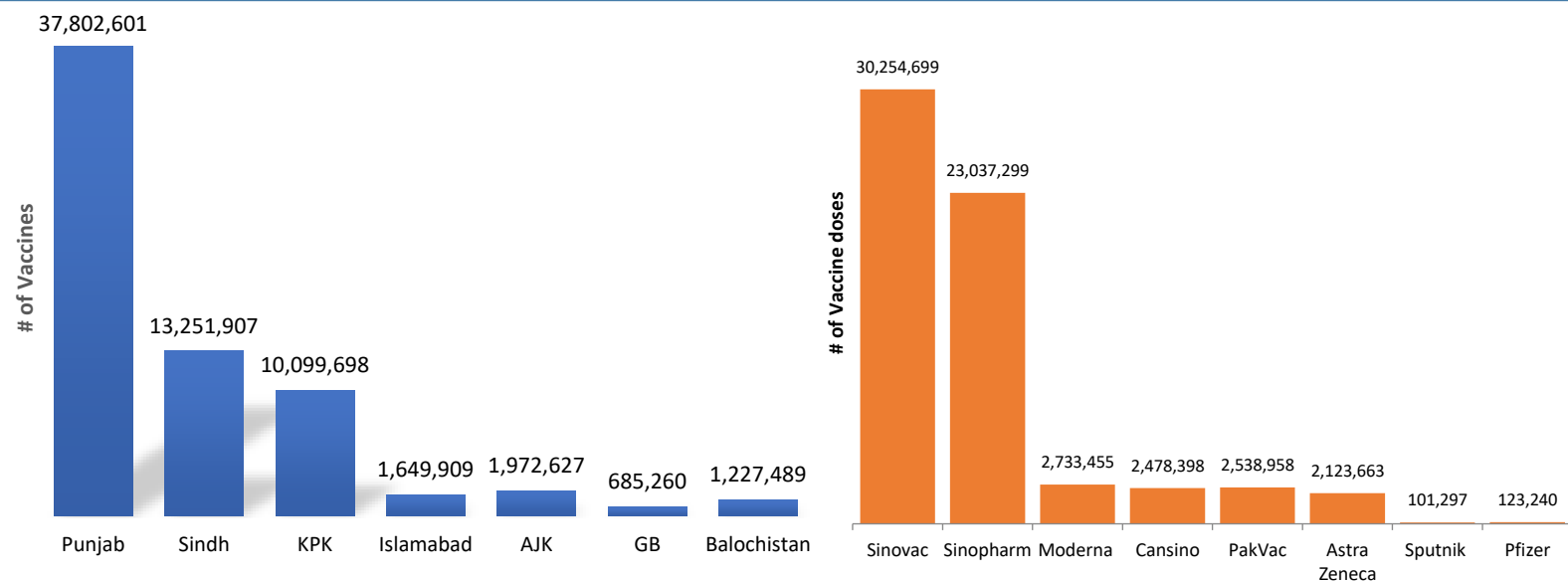
Districts	Hospitalized				Home or elsewhere Isolation
	Stable	On low flow oxygen	On High flow oxygen	On Vent	
Mirpur	00	01	12	01	270
Muzaffarabad	01	00	08	01	188
Quetta	00	00	02	00	153
Gilgit	00	04	05	00	63
Islamabad	09	112	192	39	4,821
Abbottabad	00	59	60	00	304
Peshawar	00	70	420	38	1,069
Swat	00	42	115	08	11
Bahawalpur	00	17	85	15	549
Faisalabad	18	44	347	11	2,512
Gujranwala	00	09	93	11	21
Lahore	109	76	310	194	2,432
Multan	01	174	29	81	1,024
Rawalpindi	06	59	141	30	2,143
Hyderabad	06	41	31	00	3,544
Karachi	74	160	325	54	44,098

Provinces	Lab Status				Hospitalized				Home Isolation	Total Recovered	Total Deaths
	Tested		Positive		Stable	Oxygen		On Vent.			
	Last 24hrs	Total (PCR+RA)	Last 24hrs	Total		On low flow	On High flow				
AJK	1,089	286,951	94	33,131	01	10	41	02	1,938	30,424	715
Balochistan	1,101	414,047	37	32,517	04	01	03	00	341	31,826	342
GB	615	180,384	18	10,127	02	11	14	00	301	9,620	179
Islamabad	4,529	1,948,974	254	102,094	09	112	192	39	4,821	96,037	884
KP	11,379	2,763,488	590	167,154	00	538	975	50	6,458	153,933	5,200
Punjab	22,966	7,030,097	1,705	410,463	280	841	1,444	380	23,686	371,661	12,171
Sindh	19,449	5,723,656	991	442,401	120	229	426	54	48,117	386,366	7,089

SARI/ILI surveillance summary, Week-35, 2021 (206 Sentinel Sites)

Province	SARI Cases					ILI Cases					Contact Tracing					Sentinel Sites			Bed Occupancy		
	Week-35					Week-35					Week-35					Week-35			Week-35		
	SARI Reported	Tested		Lab Positive		ILI Reported	Tested		Lab Positive		Contact Identified	Contact Lab Tested		Contact Lab Positive	Total Sentinel Sites	Sites Reported		Total Allocated Beds	Occupied Beds		
		No	%	No	%		No	%	No	%		No	%			No	%		No	%	
Islamabad	246	246	100.0	23	9.3	390	327	83.8	23	7.0	230	169	73.4	18	10.7	7	7	100	956	410	42.9
Punjab	1732	1729	99.8	189	10.9	3003	2514	83.7	271	10.8	6385	6324	99.0	123	1.9	50	50	100	5379	1786	33.2
Sindh	904	896	99.1	210	23.4	2148	1501	69.9	295	19.7	4928	4725	95.9	618	13.1	65	65	100	3623	1434	39.6
KP	713	711	99.7	304	42.8	5967	5901	98.9	1279	21.7	3475	3354	96.5	83	2.5	20	20	100	1421	807	56.8
Balochistan	302	266	88.1	8	3.0	2143	1098	51.2	55	5.0	943	853	90.5	21	2.5	44	42	95.5	375	91	24.3
AJK	377	372	98.7	117	31.5	1051	758	72.1	105	13.9	1387	1387	100.0	170	12.3	16	16	100.0	724	295	40.7
GB	47	47	100.0	13	27.7	246	241	98.0	21	8.7	48	48	100.0	5	10.4	6	6	100.0	51	13	25.5
Total	4321	4267	98.8	864	20.2	14948	12340	82.6	2049	16.6	17396	16860	96.9	1038	6.2	208	206	99.0	12529	4836	38.6

COVID-19 Vaccination status by province and vaccine doses (as of 9th September 2021)



COVID-19 sequenced genomes

Province	Wild Type	ALPHA	BETA	GAMMA	DELTA	Total
Punjab	42	363	15	01	256	677
Sindh	77	121	235	34	230	697
KP	28	48	06		24	106
Baluchistan	07	03	-	-	56	66
Islamabad	245	89	17	01	732	1,084
Gilgit	05	-	-	-	11	16
AJK	04	04	01	-	02	11
Unspecified	27	44	15	01	29	116
Total s	435	672	289	37	1,340	2,773



Data Source: GISAID : <https://www.gisaid.org>, National Institute of Health, Pakistan, Aga Khan University hospital, Karachi.

The reported data is inclusive of PCR based genotyping for SARS-CoV2 variants and Whole Genome Sequencing information. Variant of Interest data is not including in this report.

Contact Details

Dr Palitha Mahipala

WHO Representative
WHO Country Office
Islamabad – Pakistan
Tel: +92 51 9255183
Email: mahipalap@who.int

Dr Michael Lukwiya

Incident Manager
WHO Country Office
Islamabad - Pakistan
Tel: +92 51 9255184
Email: lukwiyam@who.int