

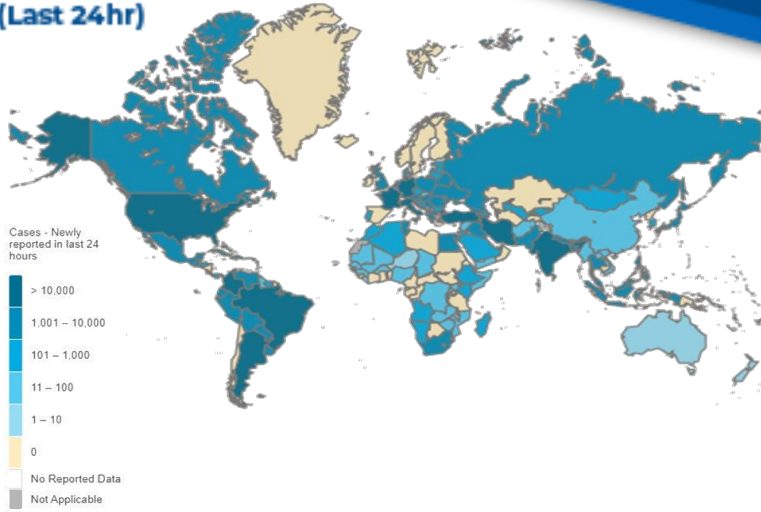


# PAKISTAN COVID-19 SITUATION REPORT

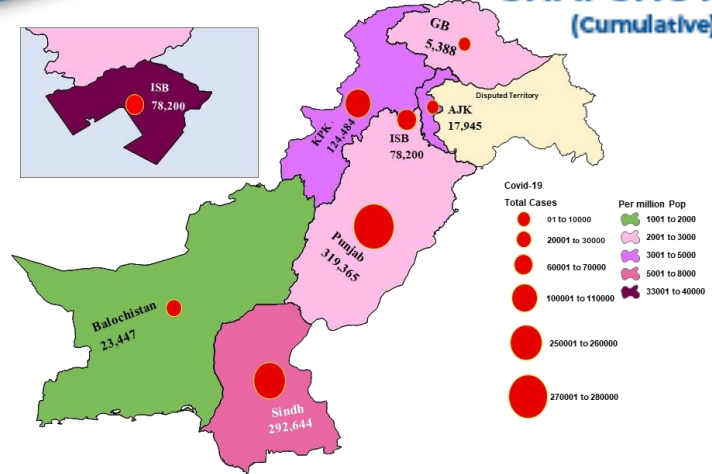


Monday, 10<sup>th</sup> May 2021  
(1 year & 74 Days)

## GLOBAL UPDATES (Last 24 hr)



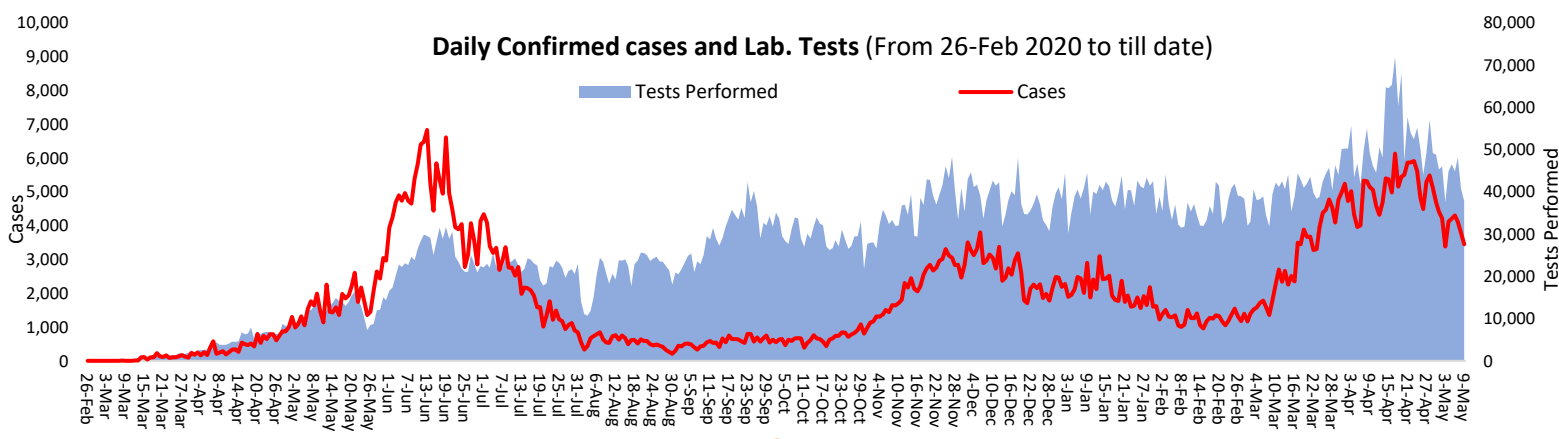
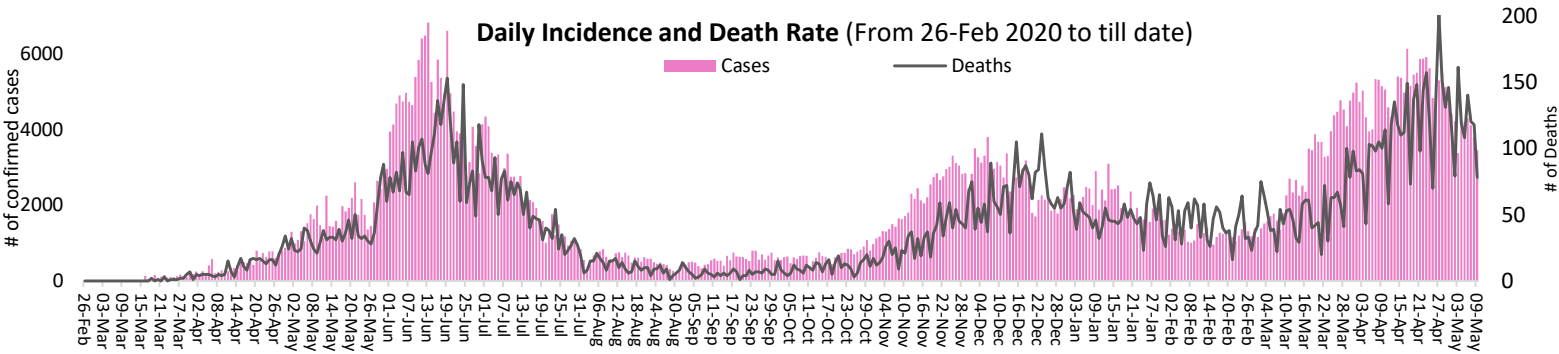
## PAKISTAN COVID-19 SNAPSHOT (Cumulative)



<b>786,943</b> Confirmed	<b>12,994</b> Deaths	<b>-4.16%</b> Daily Changes	<b>-4.09%</b> Daily Changes	<b>11,811,519</b> Suspected	<b>12,228,427</b> Tests	<b>861,473</b> Confirmed
<b>762,105</b> Recovered	<b>80,375</b> Active	<b>18,797</b> Deaths				

## PAKISTAN SNAPSHOT (LAST 24hr)

<b>36,335</b> Suspected	<b>37,756</b> Tests	<b>3,447</b> Confirmed	<b>4,824</b> Recovered	<b>4,846</b> Critical	<b>78</b> Deaths
----------------------------	------------------------	---------------------------	---------------------------	--------------------------	---------------------



## FUNDS

Funds Requested: 34 Million USD  
Gaps: 14.98 million USD

WHO appreciates the contribution of donors (FCDO, BMGF, DFATD Canada, JICA, UNOCHA, ECHO, South Korea, Czech Republic and Germany) to support Government of Pakistan towards, COVID-19 through WHO Pakistan.

## Meeting and Coordination

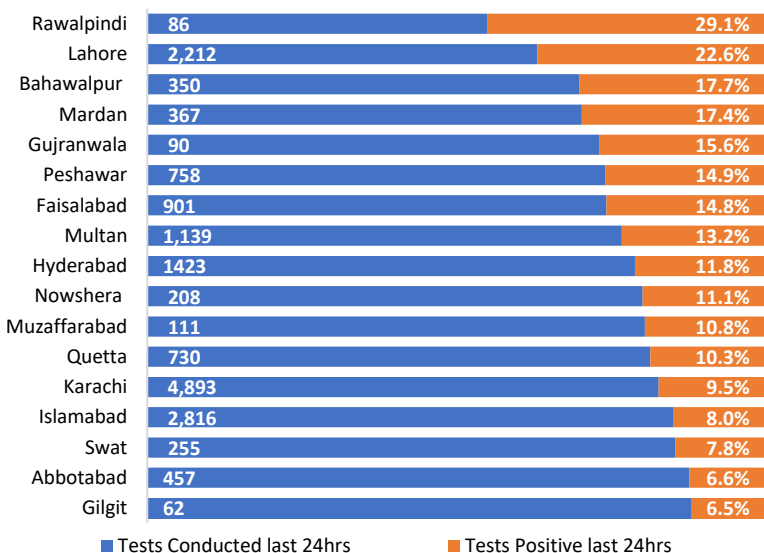


On the 8th May 2021, WHO Country Representative Pakistan, Dr. Palitha Mahipala, the Director General Health, Ministry of National Health Services, Regulation and Coordination (MONHSR&C), Dr. Rana Safdar and National Programme Manager EPI, Dr. Muhammad Akram Shah inaugurated the Covid-19 vaccination monitoring cell at Federal EPI, Islamabad. Speaking on the occasion, Dr. Rana Safdar highlighted the critical role that the COVID-19 monitoring cell will play in supporting the implementation, monitoring, and assessing public health and social measures.

Dr. Palitha thanked the federal EPI for providing good leadership and acknowledged the progress made through the period of the pandemic. He pledged continued support from WHO.

### Positivity Rate by Major Cities/Districts

#### Last 24 hrs



### Summary Table (Major Cities /Districts)

Districts	Hospitalized				Home or elsewhere Isolation
	Stable	On low flow oxygen	On High flow oxygen	On Vent	
Mirpur	02	-	08	-	189
Muzaffarabad	09	07	13	-	389
Quetta	-	-	36	-	1,019
Gilgit	-	03	03	-	40
Islamabad	09	178	165	55	10,053
Abbotabad	-	80	09	-	182
Peshawar	-	54	463	57	967
Swat	-	50	63	02	428
Bahawalpur	-	24	67	21	1,008
Faisalabad	11	59	250	18	2,512
Gujranwala	-	21	46	23	19
Lahore	79	106	402	258	2,432
Multan	01	82	15	81	876
Rawalpindi	09	76	121	24	1,502
Hyderabad	-	35	42	-	3,745
Karachi	38	124	278	53	12,821

### Summary Table by Province

Provinces	Lab Status				Stable	Hospitalized			Home Isolation	Total Recovered	Total Deaths
	Tested		Positive			Oxygen		On Vent.			
	Last 24hrs	Total (PCR+RA)	Last 24hrs	Total		On low flow	On High flow				
AJK	632	182,781	79	17,945	20	20	40	-	1,968	15,389	508
Balochistan	1,057	183,514	123	23,447	-	-	36	-	1,426	21,737	248
GB	295	111,654	8	5,388	-	04	04	-	106	5,167	107
Islamabad	2,816	1,510,921	226	78,200	09	178	165	55	10,053	67,025	715
KP	8,180	1,357,647	642	124,484	-	490	789	70	8,378	111,142	3,615
Punjab	10,290	4,697,940	1,393	319,365	430	762	1,129	474	35,687	271,825	9,058
Sindh	14,486	3,767,062	976	292,644	37	180	397	53	17,415	269,820	4,742

### Contact Details

**Dr Palitha Mahipala**  
WHO Representative  
WHO Country Office  
Islamabad – Pakistan  
Tel: +92 51 9255183  
Email: mahipalap@who.int

**Dr Michael Lukwiya**  
Incident Manager  
WHO Country Office  
Islamabad - Pakistan  
Tel: +92 51 9255184  
Email: lukwiyam@who.int