



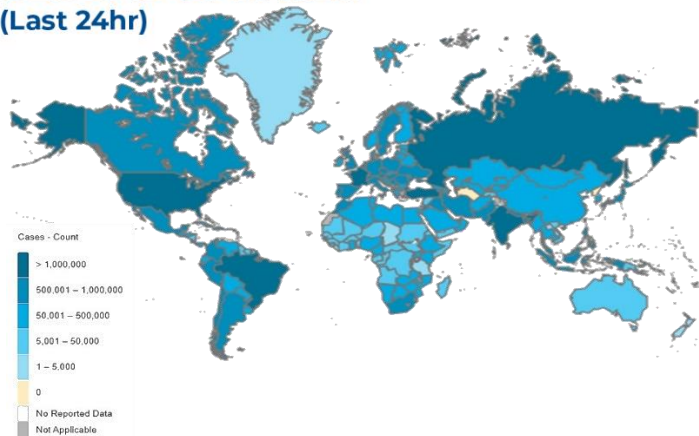
WHO Country Office Pakistan

Friday, 9th July 2021

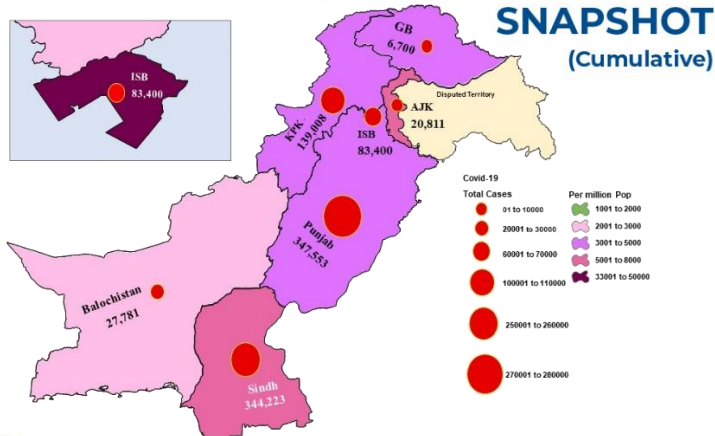
COVID-19 SITUATION REPORT

1 year and 134 days

GLOBAL UPDATES (Last 24hr)



PAKISTAN COVID-19 SNAPSHOT (Cumulative)

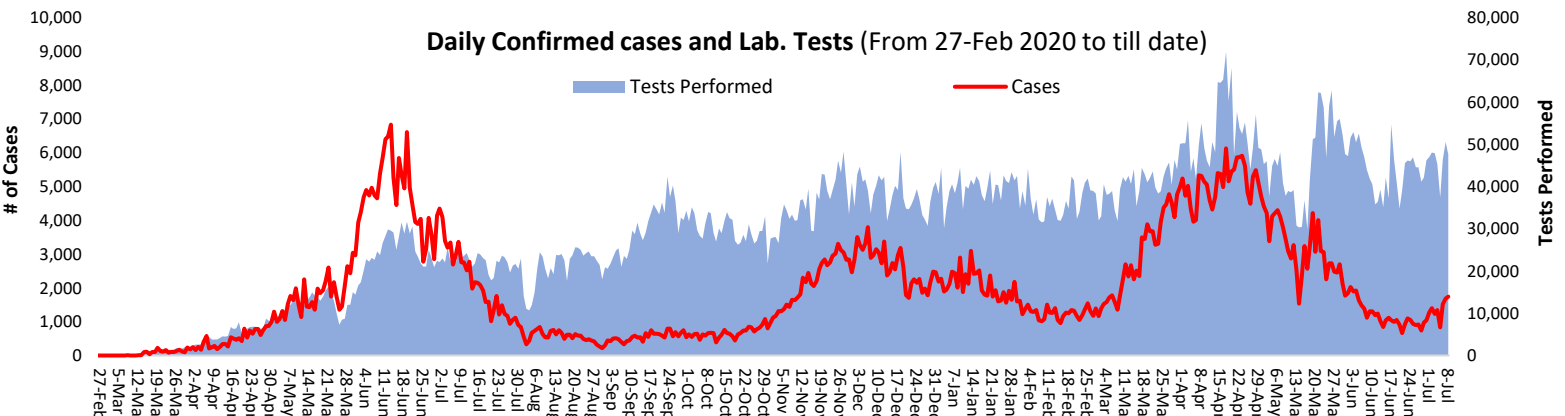
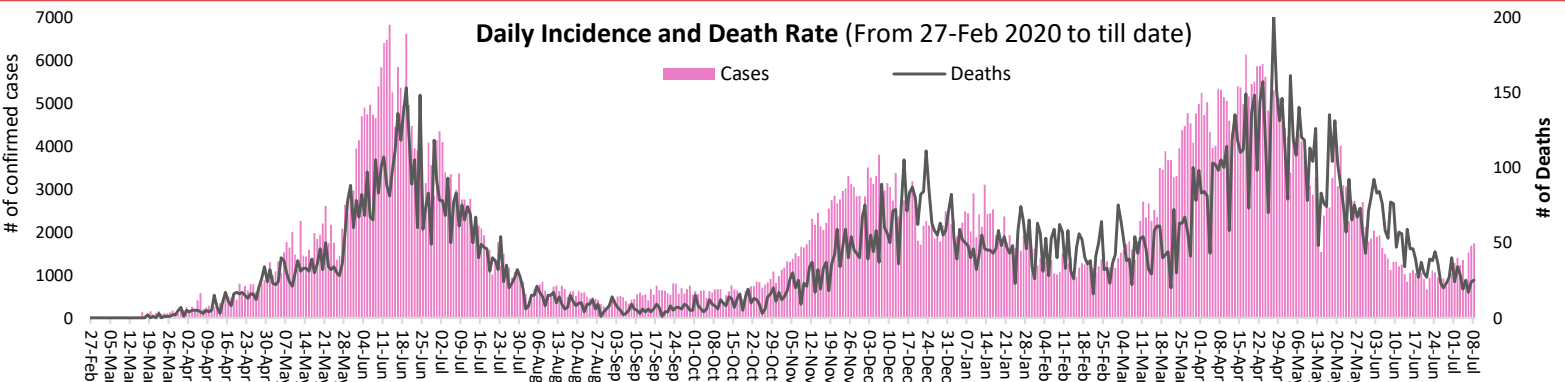


484,439	9,391	28.39%	26.82%
Confirmed	Deaths	Daily Changes	Daily Changes

	14,502,748		14,960,221		969,476
Suspected		Tests		Confirmed	
	911,383		35,573		22,520
Recovered		Active		Deaths	

PAKISTAN SNAPSHOT (LAST 24hr)

49,016	47,528	1,737	774	1,971	25
Suspected	Tests	Confirmed	Recovered	Critical	Deaths



FUNDS

Funds Requested: 34 Million USD
Gaps: 14.98 million USD

WHO appreciates the contribution of donors (FCDO, BMGF, DFATD Canada, JICA, UNOCHA, ECHO, South Korea, Czech Republic and Germany) to support Government of Pakistan towards, COVID-19 through WHO Pakistan.

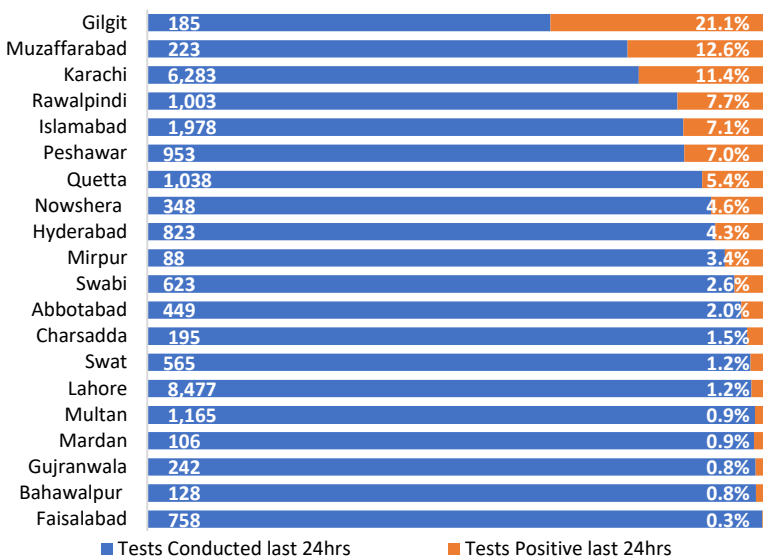
Meeting and Coordination



On 8th July 2021, WHO Country Representative Pakistan, Dr Palitha Mahipala visited the sentinel surveillance site for Congenital Rubella Syndrome, Rota virus-diarrheal diseases, Typhoid, extensively drug-resistant (XDR) typhoid and pneumonia at the Children Hospital & Institute of Child Health, Lahore. The WR was accompanied by WHO Team Lead Expanded Program on Immunization Dr Osama Mere and Head of WHO Sub-office Punjab, Dr Jamshaid Ahmed. The WHO delegation was received by, Head of Microbiology Department, Children Hospital, Professor Dr. Aiza Zafar. WHO supported the establishment of 10 Sentinel hospital surveillance sites in Punjab with technical staff, laboratory equipment, capacity building and a database for data collection. Dr Aiza Zafar appreciated WHO for the support and briefed the WHO team on the surveillance activities at the site. Dr Palitha appreciated the contribution of the institute towards disease surveillance and reiterated WHO technical assistance to the institute.

Positivity Rate by Major Cities/Districts

Last 24 hrs



Summary Table (Major Cities /Districts)

Districts	Hospitalized				Home or elsewhere Isolation
	Stable	On low flow oxygen	On High flow oxygen	On Vent	
Mirpur	00	00	01	00	08
Muzaffarabad	08	02	06	00	268
Quetta	00	05	09	00	411
Gilgit	01	20	14	00	270
Islamabad	00	47	51	13	1,297
Abbotabad	00	23	06	00	159
Peshawar	00	07	110	14	339
Swat	00	02	07	00	27
Bahawalpur	00	02	12	06	23
Faisalabad	18	25	59	03	2,512
Gujranwala	00	00	04	02	02
Lahore	38	58	120	73	2,432
Multan	01	48	07	17	1,024
Rawalpindi	05	50	55	04	138
Hyderabad	03	12	00	00	1,778
Karachi	53	144	399	55	18,861

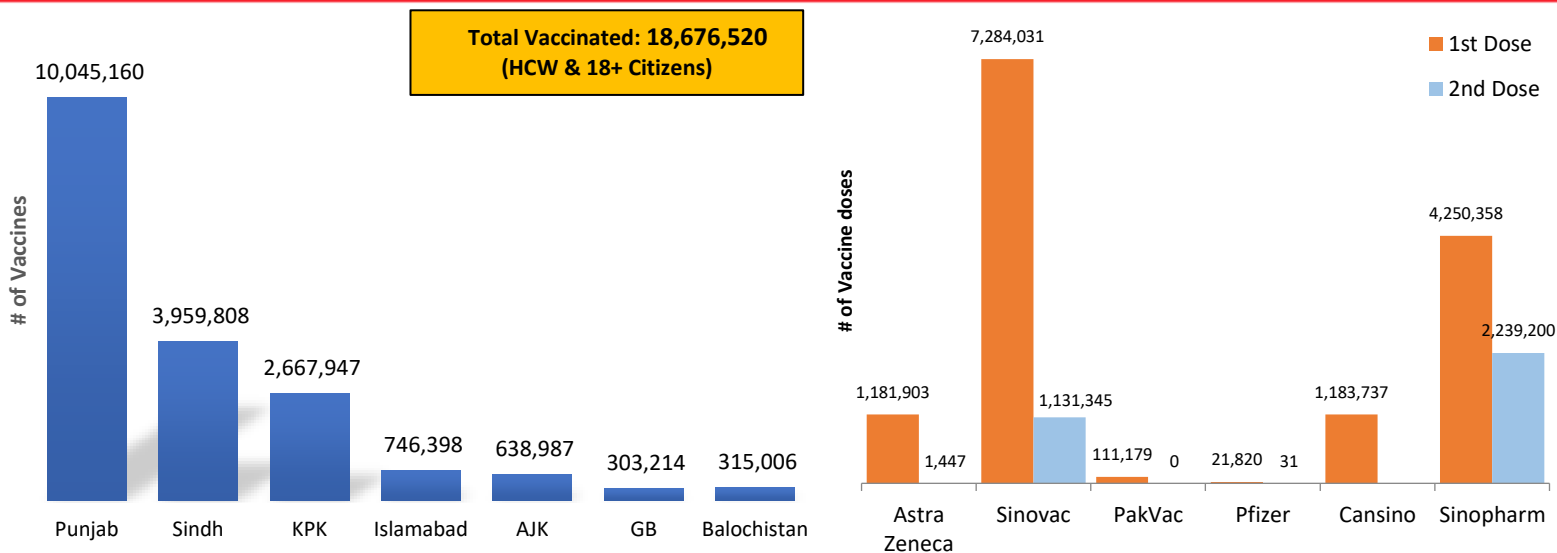
Summary table by province

Provinces	Lab Status				Hospitalized				Home Isolation	Total Recovered	Total Deaths
	Tested		Positive		Stable	Oxygen		On Vent.			
	Last 24hrs	Total (PCR+RA)	Last 24hrs	Total		On low flow	On High flow				
AJK	833	219,831	83	20,811	11	7	17	00	595	19,590	591
Balochistan	1,397	308,147	173	27,781	10	5	9	00	776	26,664	317
GB	475	136,088	61	6,700	01	28	15	00	446	6,099	111
Islamabad	1,978	1,705,012	141	83,400	00	47	51	13	1,297	81,210	782
KP	9,547	2,156,701	153	139,008	00	138	203	16	1,201	133,102	4,348
Punjab	17,196	5,792,674	206	347,553	130	318	330	126	7,407	328,437	10,805
Sindh	16,102	4,641,768	920	344,223	121	168	425	55	21,607	316,281	5,566

SARI/ILI surveillance summary, Week-26, 2021 (248 Sentinel Sites)

Province	SARI Cases					ILI Cases					Contact Tracing					Sentinel Sites			Bed Occupancy		
	Week-26					Week-26					Week-26					Week-26			Week-26		
	SARI Reported	Tested		Lab Positive		ILI Reported	Tested		Lab Positive		Contact Identified	Contact Lab Tested		Contact Lab Positive		Total Sentinel Sites	Sites Reported		Total Allocated Beds	Occupied Beds	
		No	%	No	%		No	%	No	%		No	%	No	%		No	%		No	%
Islamabad	91	91	100.0	11	12.1	112	60	53.6	4	6.7	230	140	60.9	21	15.0	7	7	100.0	863	103	11.9
Punjab	1028	1019	99.1	40	3.9	1640	1308	79.7	37	2.8	956	943	98.6	7	0.8	45	45	100.0	5325	305	5.7
Sindh	525	521	99.2	81	15.5	1396	753	53.9	86	11.4	2410	2350	96.5	180	7.6	65	65	100.0	7520	3409	45.3
KP	288	288	100.0	71	24.6	4397	4363	99.2	182	4.2	2079	1922	92.4	46	2.4	30	30	100.0	1736	275	15.8
Balochistan	345	334	96.8	61	18.3	2332	1325	56.7	114	8.6	817	762	93.3	14	1.8	84	80	95.2	389	30	7.7
AJK	412	412	100.0	54	13.1	505	421	76.5	20	4.7	659	651	98.8	21	3.2	11	11	100.0	663	241	36.3
GB	32	32	100.0	5	15.6	103	93	90.3	12	12.9	156	52	33.3	2	3.7	6	4	66.7	11	4	36.4
Total	2721	2697	99.1	323	12.0	10485	8323	79.4	455	5.5	7307	6820	93.3	291	4.2	248	242	98.8	16,507	4367	26.4

COVID-19 Vaccination status by province and vaccine doses (as of 8th July 2021)



COVID-19 sequenced genomes

Sequencing Facility	Wild Type	UK B.1.1.7 (Alpha)	SA-B.1.351 (Beta)	Brazilian-P.1 (Gamma)	Indian B.1.617 (Delta)	Total
National Institute of Health (Pakistan)	271	40	65	02	22	399
Aga Khan University Hospital, Karachi	27	76	178	33	21	335
University of Health Sciences, Lahore	7	82	01	00	00	90
ICCBS, University of Karachi	65	18	01	00	00	84
PPHRL, P&SHD, PACP Lahore	7	51	02	00	01	61
Total	376	267	247	35	44	969

Contact Details

Dr Palitha Mahipala
 WHO Representative
 WHO Country Office
 Islamabad – Pakistan
 Tel: +92 51 9255183
 Email: mahipalap@who.int

Dr Michael Lukwiya
 Incident Manager
 WHO Country Office
 Islamabad - Pakistan
 Tel: +92 51 9255184
 Email: lukwiyam@who.int