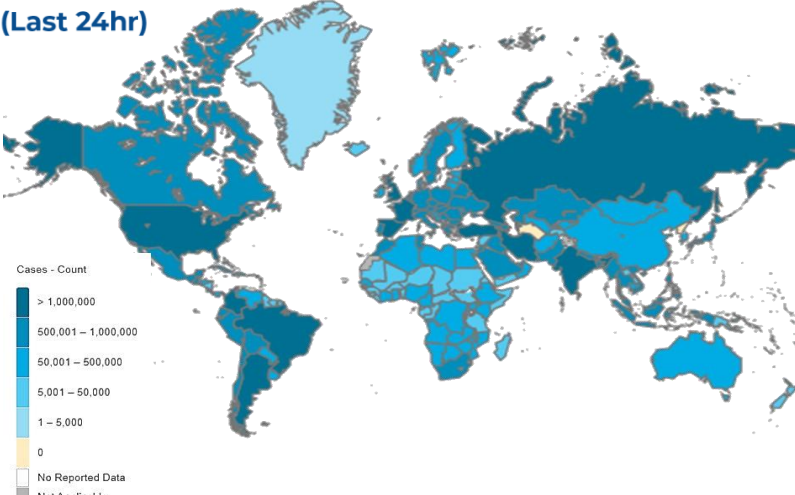
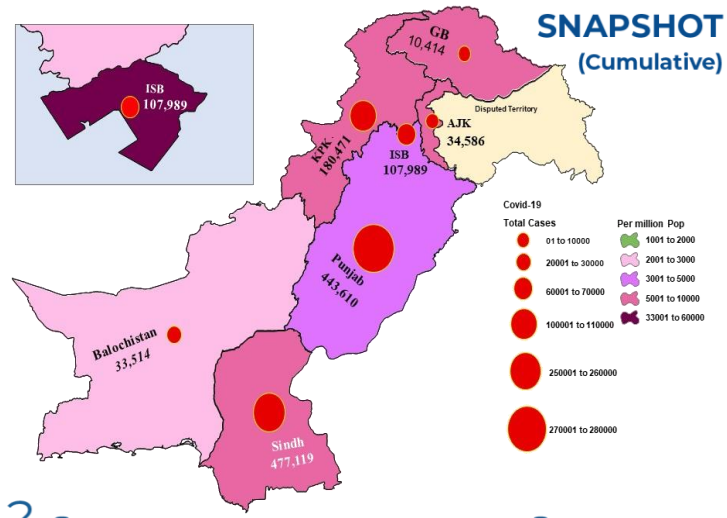




GLOBAL UPDATES (Last 24hr)



PAKISTAN COVID-19 SNAPSHOT (Cumulative)



394,970 Confirmed	5,610 Deaths	-9.08% Daily Changes	6.75% Daily Changes	7,952,750,402 Vaccine doses	21,608,466 Suspected	22,338,650 Tests	1,287,703 Confirmed
1,247,066 Recovered	11,844 Active	28,793 Deaths					

As on 5th December 2021

PAKISTAN SNAPSHOT (LAST 24hr)

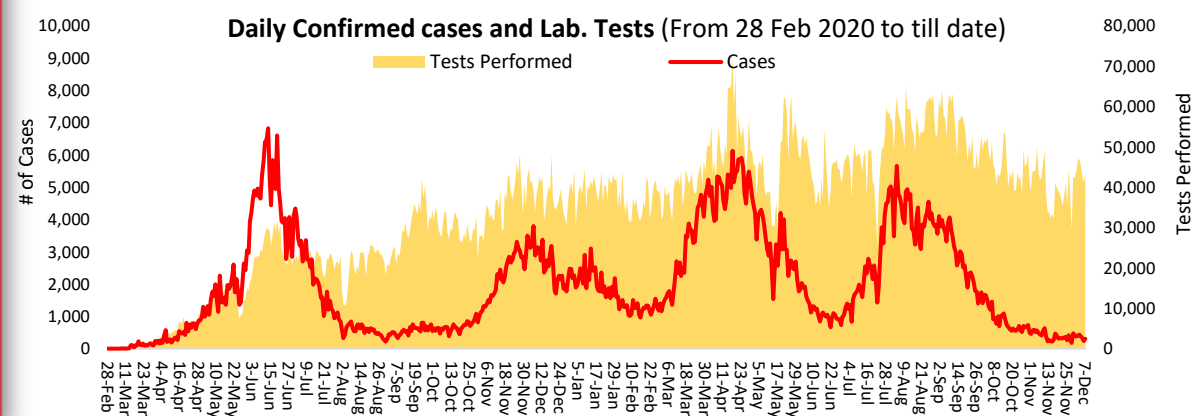
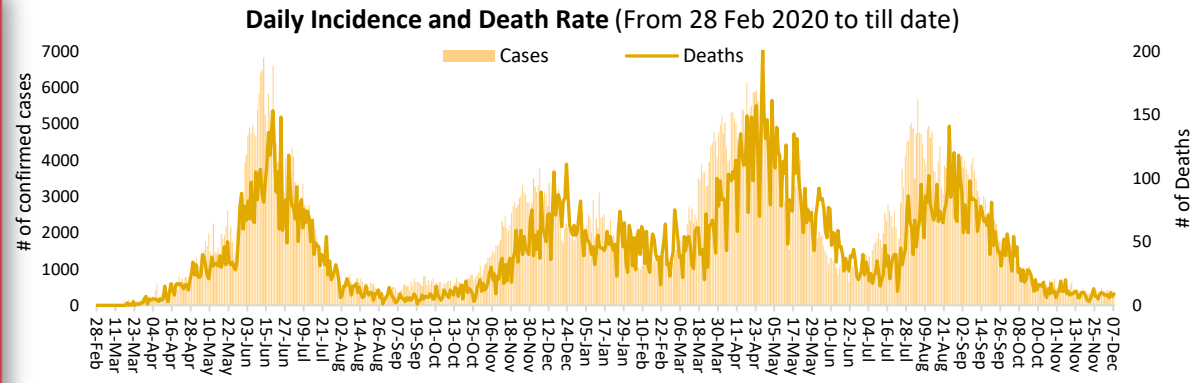
44,466 Suspected	43,503 Tests	310 Confirmed	283 Recovered	783 Critical	09 Deaths
----------------------------	------------------------	-------------------------	-------------------------	------------------------	---------------------

PAKISTAN VACCINE STATS

First Dose: 82,224,088
Last 24 hrs: 418,011

Fully Vaccinated: 53,031,529
Last 24 hrs: 728,005

Total Doses Administrated: 127,706,528
Last 24 hrs: 1,120,016





On 8th December 2021, WHO Country Representative Pakistan Dr Palitha Mahipala met the WHO/EMRO Regional Advisor TB control program Dr Martin Van Den Boom, who and his team is on TB assessment mission to Pakistan from 8-14 December 2021. WR was accompanied by National Professional Officer TB control program Dr Khawaja Laeeq Ahmad and the meeting took place at the WHO Country Office Islamabad. During the meeting, Dr Martin briefed the WR on his mission objectives, he presented the agenda for upcoming meetings with Common management unit / Ministry of National Health Services Regulations and Coordination, Government of Pakistan and with development partners in Islamabad. He also briefed about his plan to visit the provinces. Dr Palitha reiterated the commitment for Ending TB by 2030 as per the SDG. He expressed his gratitude for the leadership and support of the Regional Office for TB program.

Positivity Rate by Major Cities/Districts

Districts	Daily Trend	Test Conducted (Last 24hrs)	Positive Cases (Last 24hrs)	Positivity Rate (%)
Abbottabad		137	1	0.7%
Swat		43	0	0.0%
Peshawar		931	23	2.5%
Faisalabad		766	3	0.4%
Gujranawala		470	1	0.2%
Gujrat		418	0	0.0%
Lahore		3229	27	0.8%
Multan		631	1	0.2%
Rawalpindi		2109	15	0.7%
Islamabad		5328	29	0.5%
Karachi		5185	31	0.6%
Hyderabad		859	10	1.2%
Mirpur		8	0	0.0%
Muzaffarabad		28	0	0.0%

Summary Table (Major Cities /Districts)

Districts	Hospitalized				Home or elsewhere Isolation
	Stable	On low flow oxygen	On High flow oxygen	On Vent	
Mirpur	01	00	03	00	13
Muzaffarabad	00	00	00	00	01
Quetta	00	00	02	00	24
Gilgit	00	02	00	00	01
Islamabad	00	27	27	08	310
Abbottabad	00	05	06	00	07
Peshawar	00	17	83	22	176
Swat	00	02	04	00	8
Bahawalpur	00	07	00	00	33
Faisalabad	00	06	27	03	2,512
Gujranwala	00	02	04	00	00
Lahore	02	02	61	31	2,434
Multan	00	22	00	04	1,030
Rawalpindi	00	13	10	03	160
Hyderabad	00	03	03	01	3,021
Karachi	00	58	42	09	2,651

Summary Table by Province

Provinces	Lab Status				Hospitalized				Home Isolation	Total Recovered	Total Deaths
	Tested		Positive		Stable	Oxygen		On Vent.			
	Last 24hrs	Total (PCR+RA)	Last 24hrs	Total		On low flow	On High flow				
AJK	165	321,949	06	34,586	02	01	04	00	30	33,807	742
Balochistan	734	483,786	05	33,514	00	00	02	00	42	33,108	362
GB	265	214,650	00	10,414	00	02	00	00	02	10,224	186
Islamabad	5,328	2,289,197	29	107,989	00	27	27	08	310	106,656	961
KP	8,612	3,617,679	59	180,471	00	60	149	22	481	173,891	5,868
Punjab	17,172	8,513,663	50	443,610	15	130	169	51	3,799	426,402	13,044
Sindh	11,227	6,897,726	161	477,119	20	64	57	10	6,360	462,978	7,630

Contact Details

Dr Palitha Mahipala
 WHO Representative
 WHO Country Office
 Islamabad – Pakistan
 Tel: +92 51 9255183
 Email: mahipalap@who.int

Dr Michael Lukwiya
 Incident Manager
 WHO Country Office
 Islamabad - Pakistan
 Tel: +92 51 9255184
 Email: lukwiyam@who.int