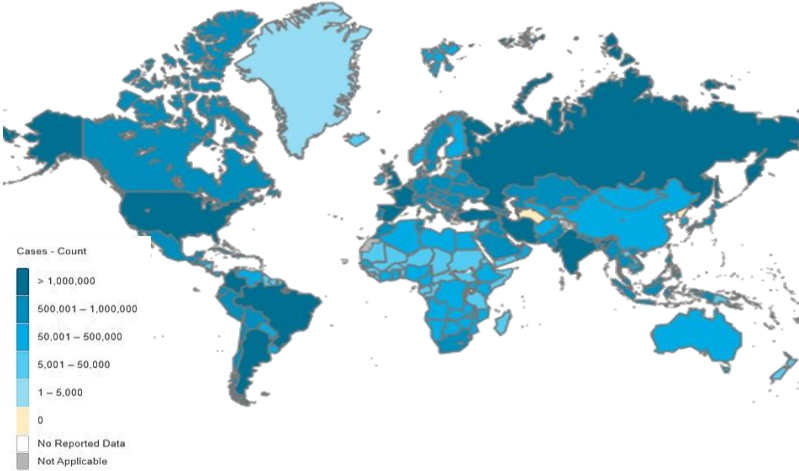


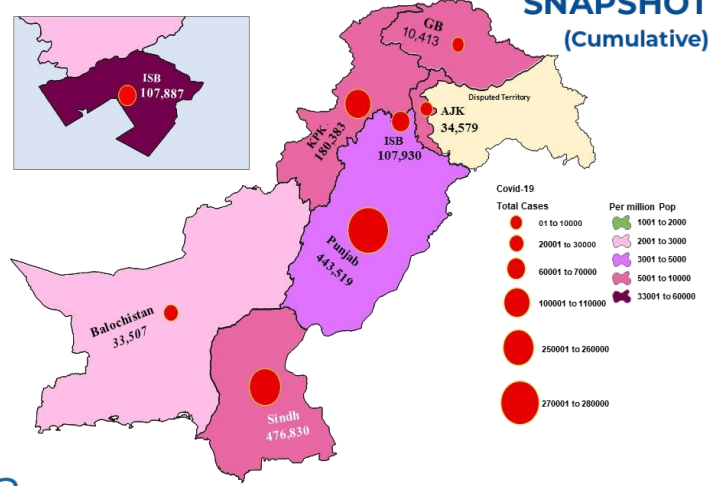


GLOBAL UPDATES

As on 2nd December 2021



PAKISTAN COVID-19 SNAPSHOT (Cumulative)



653,682 Confirmed	7,804 Deaths	-2.40% Daily Changes	-9.63% Daily Changes	7,864,123,038 Vaccine doses	21,526,675 Suspected	22,252,342 Tests	1,287,161 Confirmed
1,246,464 Recovered	11,920 Active	28,777 Deaths	As on 2nd December 2021				

PAKISTAN SNAPSHOT (LAST 24hr)

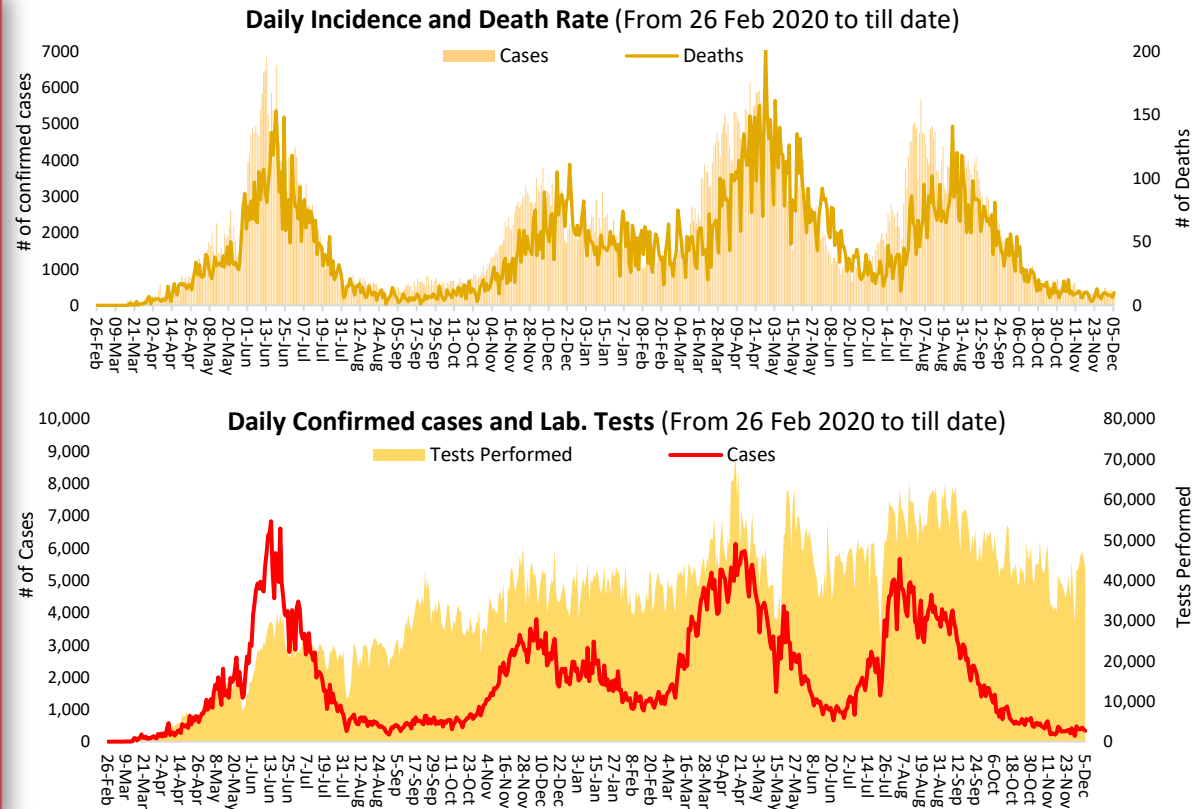
41,205 Suspected	42,944 Tests	336 Confirmed	858 Recovered	862 Critical	10 Deaths
----------------------------	------------------------	-------------------------	-------------------------	------------------------	---------------------

PAKISTAN VACCINE STATS

First Dose
81,806,077
Last 24 hrs:
404,422

Fully Vaccinated
52,303,524
Last 24 hrs:
623,110

Total Doses Administrated
126,586,512
Last 24 hrs:
1,011,868





On 2nd December 2021, WHO Country Representative Pakistan, Dr Palitha Mahipala visited the newly established COVID Vaccination Centre at Peshawar Bar Council (PBC), Peshawar, Khyber Pakhtunkhwa. The purpose of the visit was to monitor the functionality of the new CVC. The WR was received at the site by the President of the Bar Council Mr. Amjad Marwat.

In his remarks, Dr Palitha appreciated the Bar Council members for the close collaboration with WHO in establishing a new vaccination center that aims at accelerating COVID 19 Vaccination to bar members and court attendees as well. On the same day, the WR inaugurated the newly renovated WHO Sub Office and Gym for KPK. He advised the staff to keep themselves active and healthy by regularly doing exercises.

Positivity Rate by Major Cities/Districts

Districts	Weekly Trend	Test Conducted (Last 24hrs)	Positive Cases (Last 24hrs)	Positivity Rate (%)
Abbottabad		91	3	3.3%
Swat		278	1	0.4%
Peshawar		1302	42	3.2%
Faisalabad		1107	1	0.1%
Gujernawala		872	2	0.2%
Gujrat		182	0	0.0%
Lahore		4574	37	0.8%
Multan		670	5	0.7%
Rawalpindi		1501	15	1.0%
Islamabad		3770	43	1.1%
Karachi		5138	34	0.7%
Hyderabad		1068	14	1.3%
Mirpur		62	0	0.0%
Muzaffarabad		22	0	0.0%
Gilgit		66	0	0.0%
Skardu		24	0	-

Summary Table (Major Cities /Districts)

Districts	Hospitalized				Home or elsewhere Isolation
	Stable	On low flow oxygen	On High flow oxygen	On Vent	
Mirpur	00	01	03	00	15
Muzaffarabad	00	00	00	00	01
Quetta	00	00	03	00	21
Gilgit	00	02	00	00	00
Islamabad	02	35	19	10	297
Abbottabad	00	00	04	00	15
Peshawar	00	18	83	21	189
Swat	00	10	06	00	00
Bahawalpur	00	06	00	00	33
Faisalabad	00	07	26	02	2,512
Gujranwala	00	00	06	00	00
Lahore	03	02	62	28	2,434
Multan	00	25	00	08	1,030
Rawalpindi	04	17	10	02	160
Hyderabad	00	04	04	01	3,011
Karachi	00	70	65	11	2,622

Summary Table by Province

Provinces	Lab Status				Hospitalized				Home Isolation	Total Recovered	Total Deaths
	Tested		Positive		Stable	Oxygen		On Vent.			
	Last 24hrs	Total (PCR+RA)	Last 24hrs	Total		On low flow	On High flow				
AJK	247	321,671	03	34,579	01	01	04	00	30	33,801	742
Balochistan	1,279	482,162	01	33,507	00	00	03	00	45	33,099	360
GB	261	214,118	00	10,413	00	02	00	00	01	10,224	186
Islamabad	3,770	2,278,870	43	107,930	02	35	19	10	297	106,607	960
KP	8,003	3,599,470	67	180,383	00	87	153	21	482	173,778	5,862
Punjab	17,077	8,478,990	66	443,519	11	130	179	49	3,965	426,144	13,041
Sindh	12,307	6,877,061	156	476,830	16	80	77	12	6,208	462,811	7,626

Contact Details

Dr Palitha Mahipala
 WHO Representative
 WHO Country Office
 Islamabad – Pakistan
 Tel: +92 51 9255183
 Email: mahipalap@who.int

Dr Michael Lukwiya

Incident Manager
 WHO Country Office
 Islamabad - Pakistan
 Tel: +92 51 9255184
 Email: lukwiyam@who.int