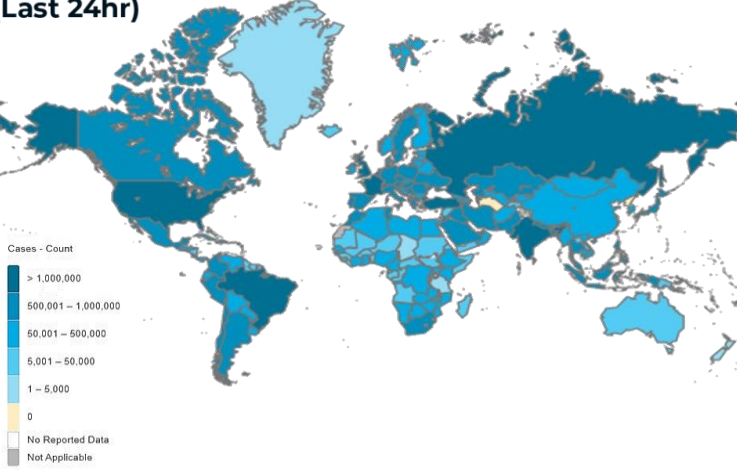




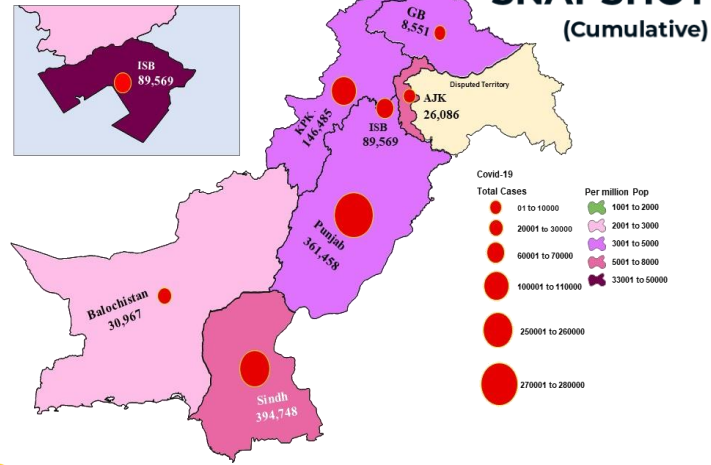
PAKISTAN COVID-19 SITUATION REPORT

Friday, 06th July 2021 (1 year & 162 Days)

GLOBAL UPDATES (Last 24hr)



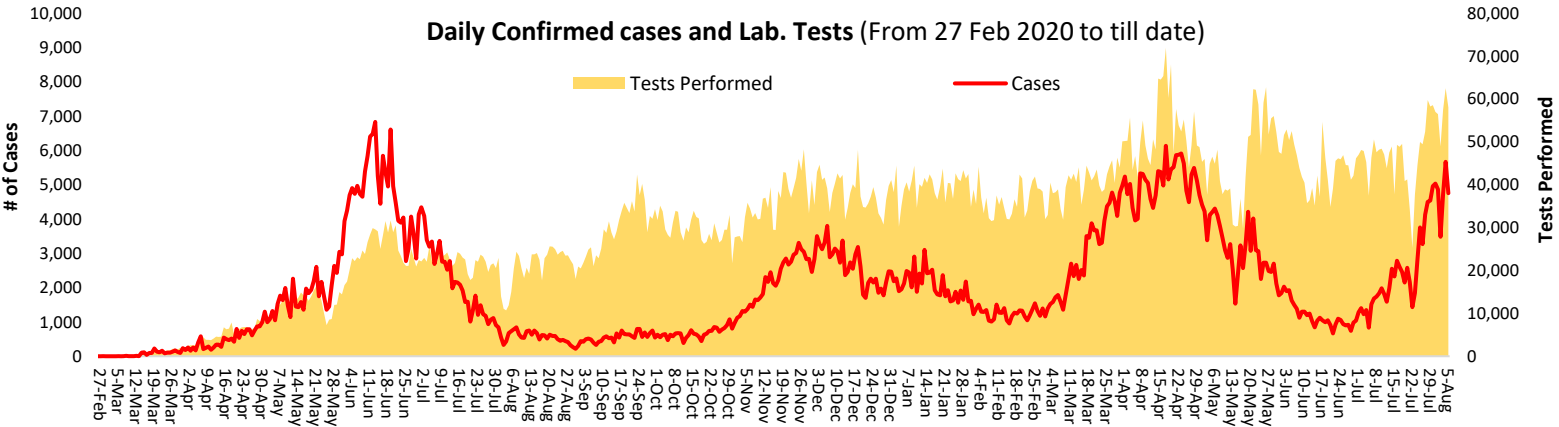
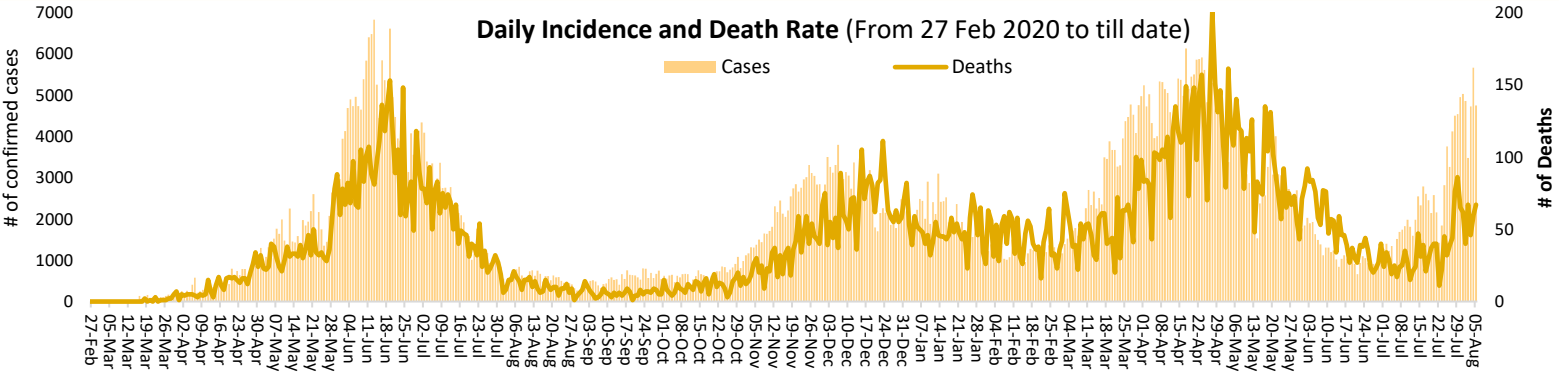
PAKISTAN COVID-19 SNAPSHOT (Cumulative)



658,630 Confirmed	10,215 Deaths	15.52% Daily Changes	16.77% Daily	15,812,887 Suspected	16,336,171 Tests	1,058,405 Confirmed
954,711 Recovered	79,992 Active	23,702 Deaths				

PAKISTAN SNAPSHOT (LAST 24hr)

54,372 Suspected	57,981 Tests	4,745 Confirmed	2,095 Recovered	4,157 Critical	67 Deaths
----------------------------	------------------------	---------------------------	---------------------------	--------------------------	---------------------



FUNDS
Funds Requested: 34 Million USD
Gaps: 14.98 million USD

WHO appreciates the contribution of donors (FCDO, BMGF, DFATD Canada, JICA, UNOCHA, ECHO, South Korea, Czech Republic and Germany) to support Government of Pakistan towards, COVID-19 through WHO Pakistan.



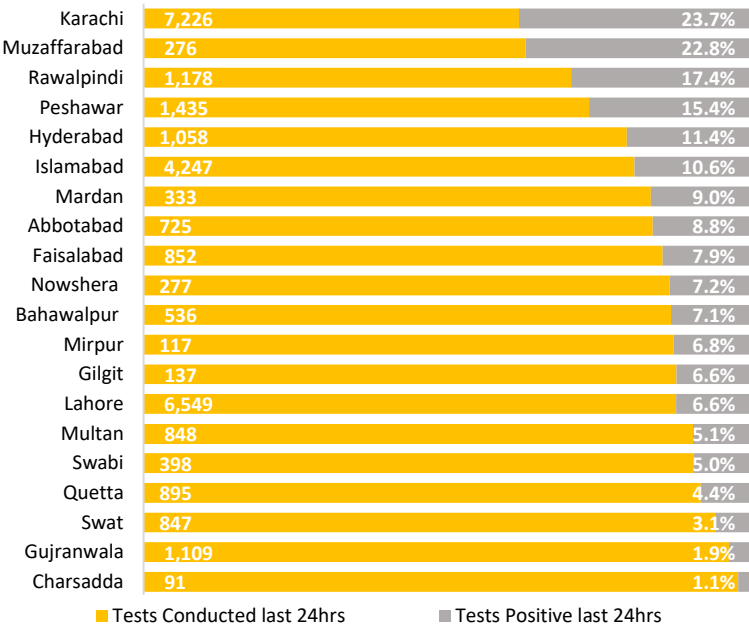
On 5th August 2021, WHO Country Representative Pakistan Dr Palitha Mahipala, participated in the signing ceremony of the memorandum of understanding with the institute of Public Health (IPH), Lahore represented by the Chairman Board, Lt. Gen (Rtd) Khalid Maqbool Khan and Dean IPH Lahore, Dr Zarfshan, and Health Services Academy, Islamabad represented by the Dean, Dr Shahzad Ali Khan.

The MOU among these organizations is to facilitate joint research, conduct joint Public Health Courses and create a policy forum for the Government of Pakistan.

Speaking after the signing in ceremony, Dr Palitha pledged WHO's technical support to both institutes and informed the team that WHO is coordinating implementation of global health research initiatives in Pakistan.

Positivity Rate by Major Cities/Districts

Last 24 hrs



Summary Table (Major Cities /Districts)

Districts	Hospitalized				Home or elsewhere Isolation
	Stable	On low flow oxygen	On High flow oxygen	On Vent	
Mirpur	00	00	05	00	110
Muzaffarabad	01	03	12	00	807
Quetta	00	00	07	00	321
Gilgit	00	19	23	00	166
Islamabad	01	119	132	44	4,321
Abbotabad	00	134	13	00	468
Peshawar	00	61	297	38	1,557
Swat	00	10	72	01	43
Bahawalpur	00	11	54	20	23
Faisalabad	18	29	95	00	2,512
Gujranwala	00	05	18	12	02
Lahore	49	57	214	111	2,432
Multan	01	58	07	36	1,024
Rawalpindi	05	67	132	21	138
Hyderabad	04	15	09	01	3,078
Karachi	178	274	828	93	43,056

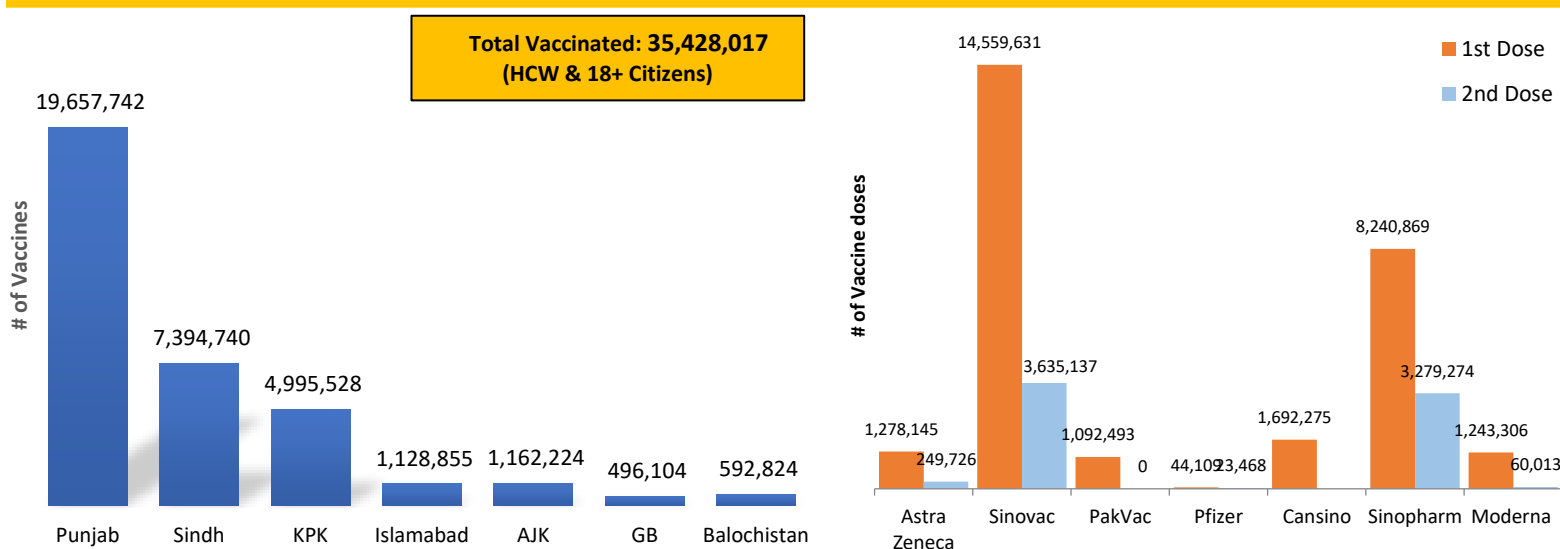
Summary Table by Province

Provinces	Lab Status				Hospitalized				Home Isolation	Total Recovered	Total Deaths
	Tested		Positive		Stable	Oxygen		On Vent.			
	Last 24hrs	Total (PCR+RA)	Last 24hrs	Total		On low flow	On High flow				
AJK	1,304	247,589	308	26,086	11	19	39	00	3,587	21,791	639
Balochistan	2,424	365,451	87	30,967	08	07	13	00	1,416	29,193	330
GB	750	156,604	78	8,551	05	28	32	02	759	7,575	150
Islamabad	4,247	1,777,353	452	89,569	01	119	132	44	4,321	84,143	809
KP	11,357	2,403,605	541	147,026	00	452	531	41	4,456	137,039	4,507
Punjab	20,946	6,276,296	964	361,458	196	474	678	227	14,143	334,599	11,141
Sindh	16,953	5,109,273	2,315	394,748	222	324	900	95	46,710	340,371	6,126

SARI/ILI surveillance summary, Week-30, 2021 (241 Sentinel Sites)

Province	SARI Cases					ILI Cases					Contact Tracing					Sentinel Sites			Bed Occupancy		
	Week-30					Week-30					Week-30					Week-30			Week-30		
	SARI Reported	Tested		Lab Positive		ILI Reported	Tested		Lab Positive		Contact Identified	Contact Lab Tested		Contact Lab Positive	Total Sentinel Sites	Sites Reported		Total Allocated Beds	Occupied Beds		
		No	%	No	%		No	%	No	%		No	%			No	%		No	%	
Islamabad	169	169	100.0	21	12.4	212	125	58.9	8	6.4	624	345	55.3	62	18.0	7	7	100.0	820	135	16.4
Punjab	1182	1173	99.2	122	10.4	1341	963	71.8	89	9.2	1759	1738	98.8	26	1.5	38	38	100.0	4218	591	14.0
Sindh	888	884	99.5	250	28.3	1973	1235	62.6	194	15.7	3902	3463	88.7	543	15.7	65	65	100.0	7520	4856	64.6
KP	468	467	99.7	174	37.2	5202	5149	98.9	898	17.4	2809	2748	97.8	151	5.5	30	30	100.0	1736	515	29.7
Balochistan	627	615	98.1	162	26.3	2942	1494	50.8	232	15.5	1031	898	87.1	35	3.9	84	80	95.3	389	63	16.2
AJK	495	495	100.0	275	55.5	877	586	66.8	209	35.7	1747	1747	100.0	298	17.1	14	14	100.0	588	255	43.3
GB	68	66	97.1	10	15.1	185	173	93.5	52	30.1	374	246	65.7	32	13.0	6	6	100.0	11	9	81.8
Total	3897	3869	99.3	1014	26.2	12732	9725	76.4	1682	17.3	12246	11185	91.3	1147	10.2	241	237	98.3	15282	6424	42.0

COVID-19 Vaccination status by province and vaccine doses



COVID-19 sequenced genomes

Reporting Facility	Wild Type	UK- B.1.1.7 (Alpha)	SA-B.1.351 (Beta)	Brazilian-P.1 (Gamma)	Indian B.1.617 (Delta)	Total
National Institute of Health (Pakistan)	280	159	68	03	145	655
Aga Khan University Hospital, Karachi	57	142	189	34	105	527
University of Health Sciences, Lahore	07	82	01	00	00	90
ICCBS, University of Karachi	72	18	01	00	83	174
PPHRL, P&SHD, PACP Lahore	07	51	02	00	01	61
Total	423	452	261	37	334	1,507

Contact Details

Dr Palitha Mahipala

WHO Representative
WHO Country Office
Islamabad – Pakistan
Tel: +92 51 9255183
Email: mahipalap@who.int

Dr Michael Lukwiya

Incident Manager
WHO Country Office
Islamabad - Pakistan
Tel: +92 51 9255184
Email: lukwiyam@who.int