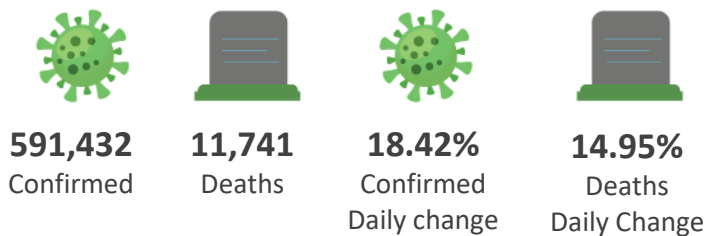


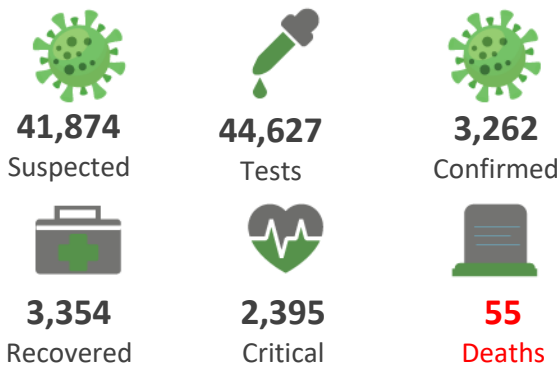


COVID-19 SITUATION REPORT

GLOBAL UPDATES (Last 24hr)

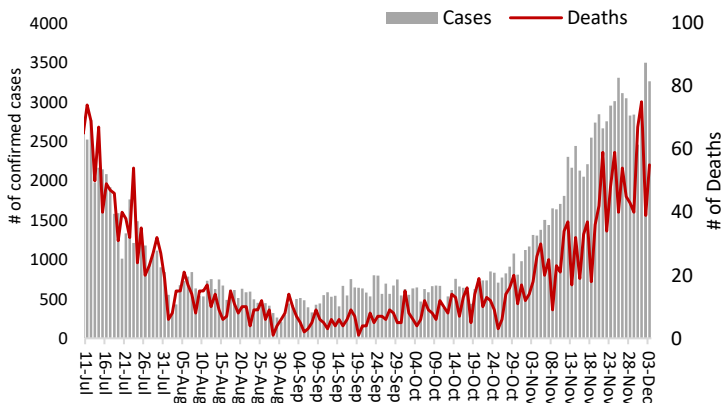


PAKISTAN UPDATES (Last 24hr)

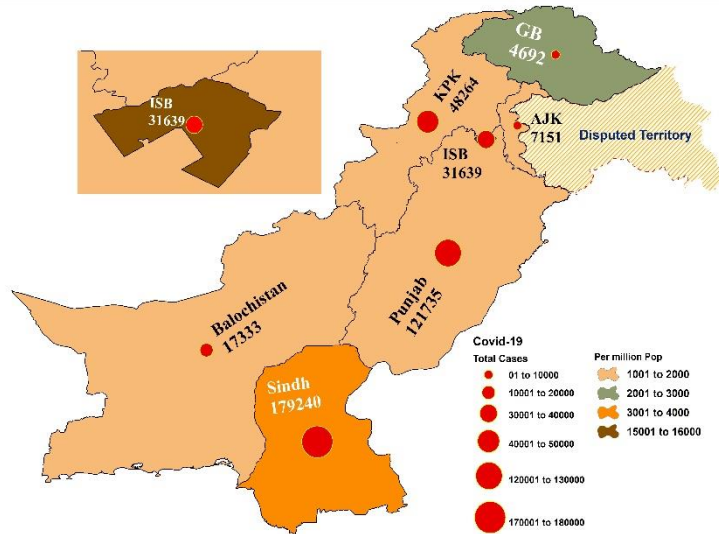


INCIDENCE & DEATHS BY DATE

11-Jul - 03-Dec 2020



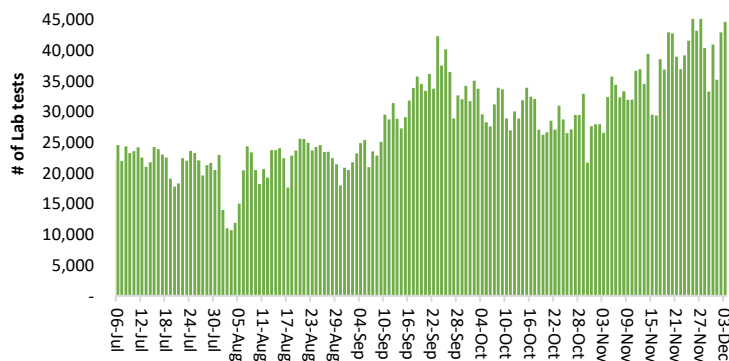
TOTAL CASES & CASES PER MILLION POP.



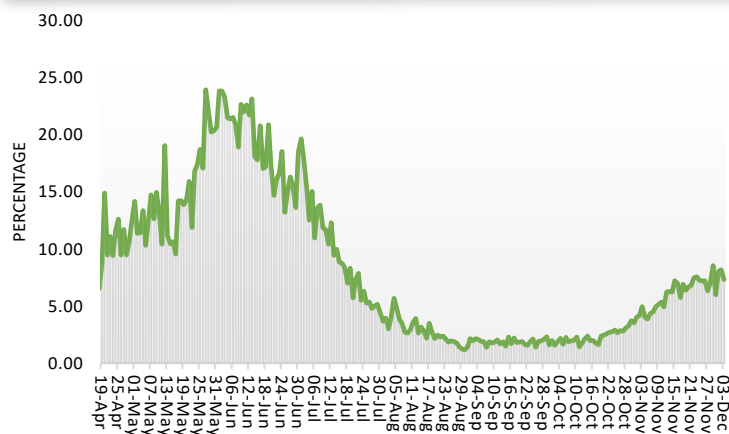
Pakistan reported **3,262** new cases of COVID-19 on **03 December 2020**. The total number of cases notified since the beginning of the outbreak is **410,072** with **8,260** deaths (**CFR: 2.01%**). Out of the total **51,507** currently active cases **2,932** cases are hospitalized.

LAB TEST CONDUCTED BY DATE

06-Jul to 03-Dec 2020



POSITIVITY RATE BY DATE



Funds

Funds Requested: 34 Million USD
Gaps: 14.98 Million USD

WHO appreciates the contribution of donors (DFID, BMGF, DFATD Canada, JICA, UNOCHA, ECHO, South Korea, Czech Republic and Germany) to support Government of Pakistan towards COVID-19 through WHO Pakistan.

MEETINGS & COORDINATION

Today, 4th December 2020, The WHO country representative Pakistan Dr Palitha Mahipala briefed health partners on the current situation of COVID-19 in the country and the processes of acquiring COVID-19 vaccine. The WR stated that WHO is working closely with global partners and the Government to ensure that COVID-19 vaccines arrive in the country as soon as its approved.

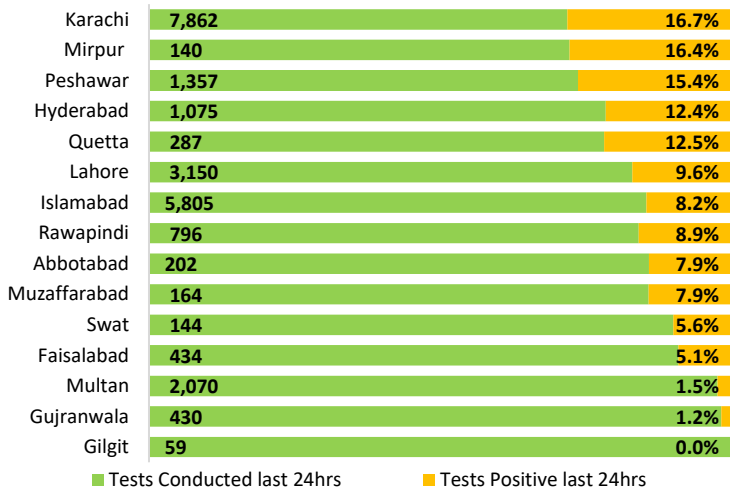
Ms Alexa Reynolds, Senior Country Manager GAVI for Pakistan briefed the participants on the COVAX facility and stated that Pakistan is one of the countries eligible for GAVI assistance. The WR in his concluding remark thanking partners for participating in the meeting and urged them to continue supporting the Government to maintain the gain in controlling COVID-19.

SUMMARY TABLE (MAJOR CITIES/DISTRICTS)

Districts	Hospitalized				Home or elsewhere Isolation
	Stable	On low flow oxygen	On High flow oxygen	On Vent	
Lahore	239	54	78	80	168
Rawalpindi	51	58	74	24	03
Faisalabad	08	117	16	40	07
Multan	03	13	39	03	28
Gujranwala	00	00	03	00	156
Karachi	88	150	451	84	16,921
Hyderabad	04	20	21	00	1,619
Peshawar	00	62	246	35	989
Swat	00	01	14	00	60
Abbottabad	00	74	15	00	328
Quetta	00	04	6	00	365
Islamabad	11	135	130	41	5,591
Muzaffarabad	09	04	03	02	395
Gilgit	00	05	01	01	28

POSITIVITY RATE BY MAJOR CITIES/DISTRICTS

Last 24 hrs



SUMMARY TABLE BY PROVINCE

Provinces	Lab Status				Hospitalized				Home Isolation	Recovered	Deaths
	Tested		Positive		Stable	Oxygen		On Vent.			
	Last 24hrs	Total	Last 24hrs	Total		On low flow	On High flow				
AJK	823	85,885	84	7,151	21	24	23	03	1,409	5,497	174
Balochistan	540	149,694	65	17,333	00	04	06	00	552	16,602	169
GB	403	55,685	09	4,692	00	08	03	01	141	4,441	98
Islamabad	5,805	684,521	474	31,639	11	135	130	41	5,591	25,399	332
KP	5,455	628,107	345	48,264	00	208	319	37	3,143	43,168	1,389
Punjab	18,262	2,046,341	670	121,753	401	318	236	165	18,354	99,164	3,115
Sindh	13,339	2,021,933	1,615	179,240	104	171	479	84	19,385	156,034	2,983

Contact Details

Dr Palitha Mahipala

WHO Representative
WHO Country Office
Islamabad – Pakistan
Tel: +92 51 9255183
Email: mahipalap@who.int

Dr Michael Lukwiya

Incident Manager
WHO Country Office
Islamabad - Pakistan
Tel: +92 51 9255184
Email: lukwiyam@who.int