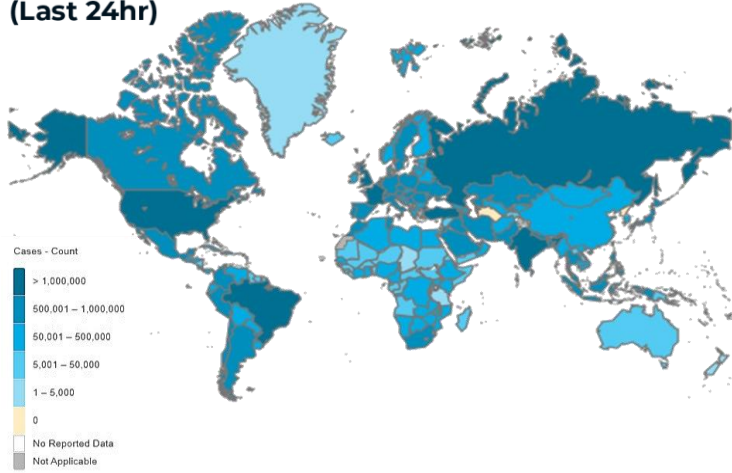




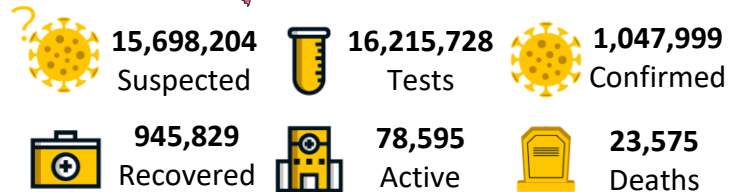

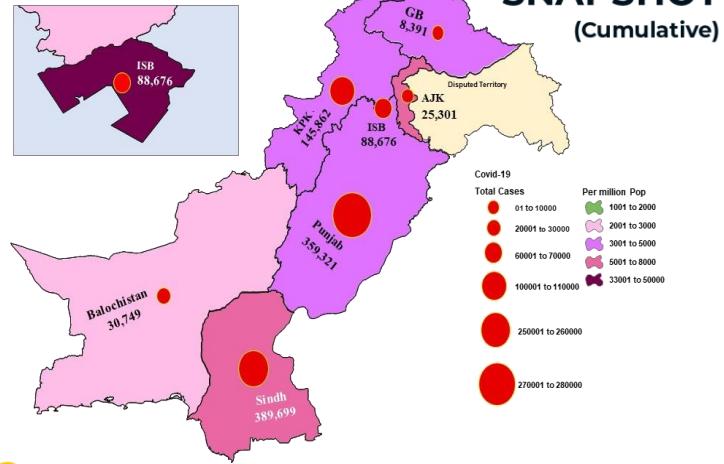
# PAKISTAN COVID-19 SITUATION REPORT

Wednesday, 4<sup>th</sup> August 2021 (1 year & 160 Days)

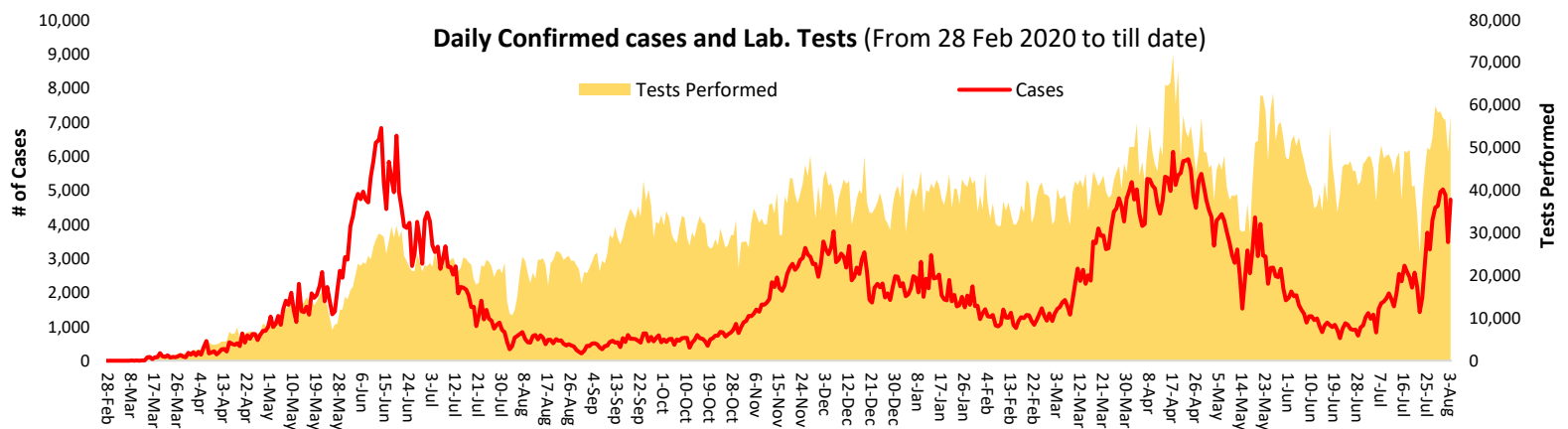
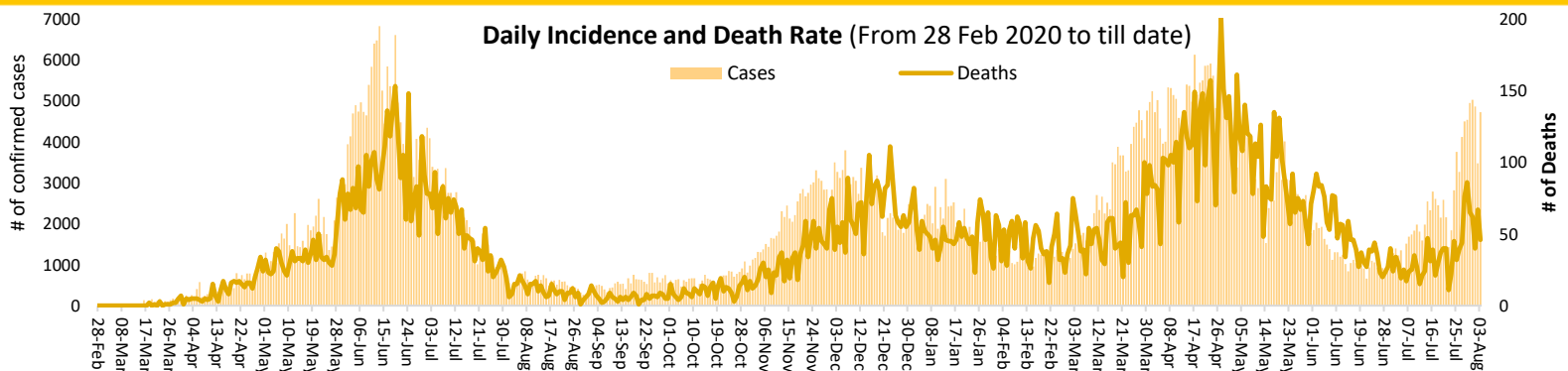
## GLOBAL UPDATES (Last 24hr)



## PAKISTAN COVID-19 SNAPSHOT (Cumulative)



## PAKISTAN SNAPSHOT (LAST 24hr)



**FUNDS**  
**Funds Requested: 34 Million USD**  
**Gaps: 14.98 million USD**

WHO appreciates the contribution of donors (FCDO, BMGF, DFATD Canada, JICA, UNOCHA, ECHO, South Korea, Czech Republic and Germany) to support Government of Pakistan towards, COVID-19 through WHO Pakistan.

## Meetings & Coordination

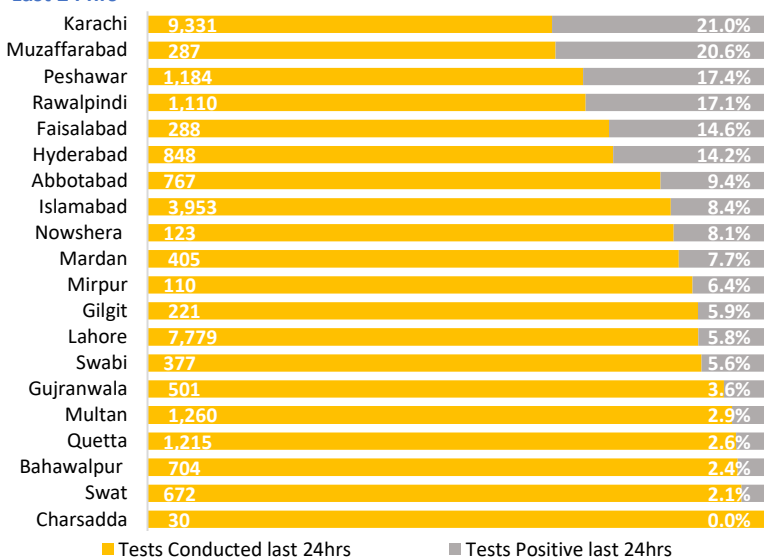


WHO Pakistan supported a mission to Kech district, Balochistan from 16 July to 1<sup>st</sup> August 2021 to investigate upsurge of COVID-19 case. The mission team included the Provincial Secretary Health, Mr Noor ul Haq Baloch and the District Health Officer Dr Rahim Bulleidi. The WHO team was led by head of Sub Office Balochistan Dr Asfand yar Sherani and accompanied by the technical officers from Islamabad. During the mission, the team visited Tehsil Headquarter Hospital, Turbat on the on 27th July 2021 and provided on job training in surveillance, Infection Prevention and Control, Case management and quantification of medical supplies.

The Secretary Health, appreciated WHO for the technical and logistical support that he noted as crucial to containing the outbreak

### Positivity Rate by Major Cities/Districts

#### Last 24 hrs



### Summary Table (Major Cities /Districts)

Districts	Hospitalized				Home or elsewhere Isolation
	Stable	On low flow oxygen	On High flow oxygen	On Vent	
Mirpur	00	00	05	00	97
Muzaffarabad	01	03	12	01	816
Quetta	00	00	06	00	248
Gilgit	00	13	24	01	265
Islamabad	00	104	140	37	3,823
Abbottabad	00	122	13	00	378
Peshawar	00	47	278	35	1,335
Swat	00	06	51	01	39
Bahawalpur	00	17	39	18	23
Faisalabad	18	28	89	01	2,512
Gujranwala	00	02	17	13	2
Lahore	48	57	186	103	2,432
Multan	01	57	07	36	1,024
Rawalpindi	05	67	133	20	138
Hyderabad	07	08	07	03	3,208
Karachi	181	232	804	106	43,256

### Summary Table by Province

Provinces	Lab Status				Stable	Hospitalized			Home Isolation	Total Recovered	Total Deaths
	Tested		Positive			Oxygen		On Vent.			
	Last 24hrs	Total (PCR+RA)	Last 24hrs	Total		On low flow	On High flow				
AJK	1,018	244,561	267	25,301	06	18	38	01	3,179	21,425	634
Balochistan	2,277	360,355	122	30,749	07	11	11	00	1,327	29,065	328
GB	829	155,098	73	8,391	06	25	34	02	811	7,366	147
Islamabad	3,953	1,768,927	332	88,676	00	104	140	37	3,823	83,766	806
KP	9,325	2,380,972	556	145,862	00	392	455	38	3,815	136,675	4,487
Punjab	20,569	6,235,254	934	359,321	206	463	629	210	12,827	333,882	11,104
Sindh	19,427	5,070,561	2,438	389,699	216	272	868	110	48,514	333,650	6,069

### Contact Details

#### Dr Palitha Mahipala

WHO Representative  
WHO Country Office  
Islamabad – Pakistan  
Tel: +92 51 9255183  
Email: mahipalap@who.int

#### Dr Michael Lukwiya

Incident Manager  
WHO Country Office  
Islamabad - Pakistan  
Tel: +92 51 9255184  
Email: lukwiyam@who.int