



SITUATION REPORT

COVID-19 PAKISTAN

Monday, 3rd August 2020 (Day – 159)

Daily Updates (Last 24hrs)

7,056

Suspected Cases

11,026

Tests Conducted

330

Confirmed Cases

296

Recovered Cases

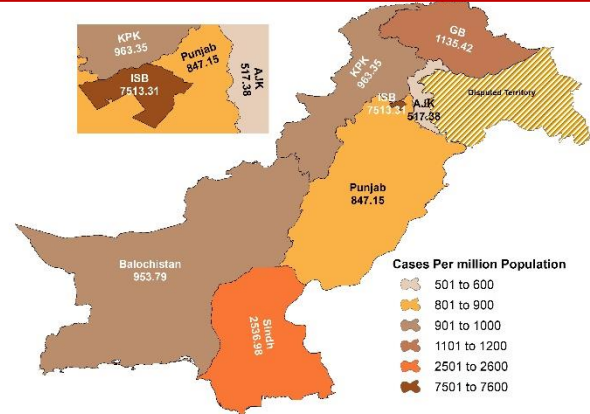
1,038

Currently Critical

08

Deaths

COVID-19 case density/million Population

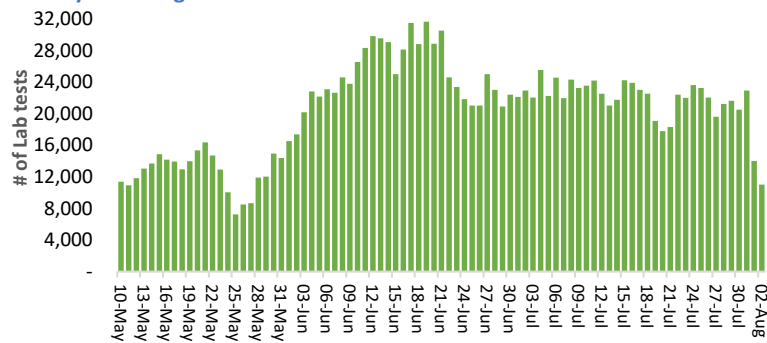


Executive Summary

Pakistan reported **330** new cases of COVID-19 on **02 August 2020**. The total number of cases notified since the beginning of the outbreak is **280,029** with **5,984** deaths (**CFR: 2.13%**). Out of the total **25,172** currently active cases, **1,595** cases are hospitalized, out of which **1,038 (65.07%)** are in critical condition. **23,577** COVID-19 positive cases are at designated isolation facilities or in-home isolation. A total of **248,873 (88.87%)** have recovered and discharged.

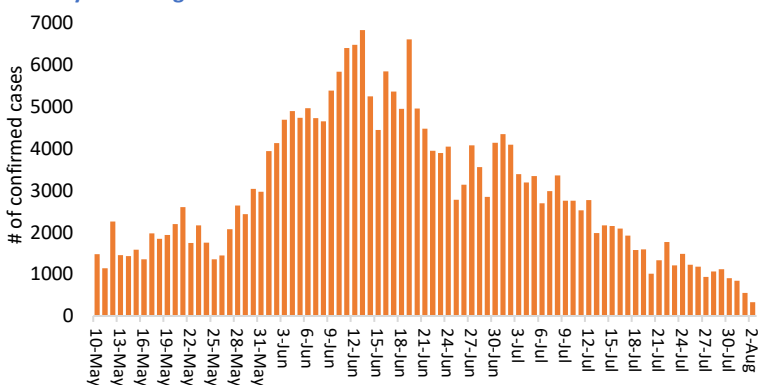
Daily Lab tests conducted in Pakistan

10 May to 02 Aug 2020



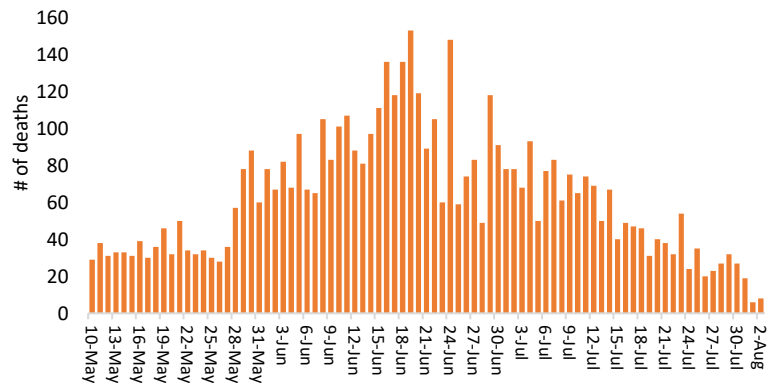
Daily incidence of COVID-19 cases in Pakistan

10 May to 02 Aug 2020



Daily Mortality in Pakistan

10 May to 02 Aug 2020



Funds

Funds Requested: 21.5 Million USD

Gaps: 14.98 Million USD

WHO appreciates the contribution of donors (DFID, BMGF, DFATD Canada, JICA, UNOCHA, South Korea, Czech Republic and Germany) to support Government of Pakistan towards COVID-19 through WHO Pakistan.

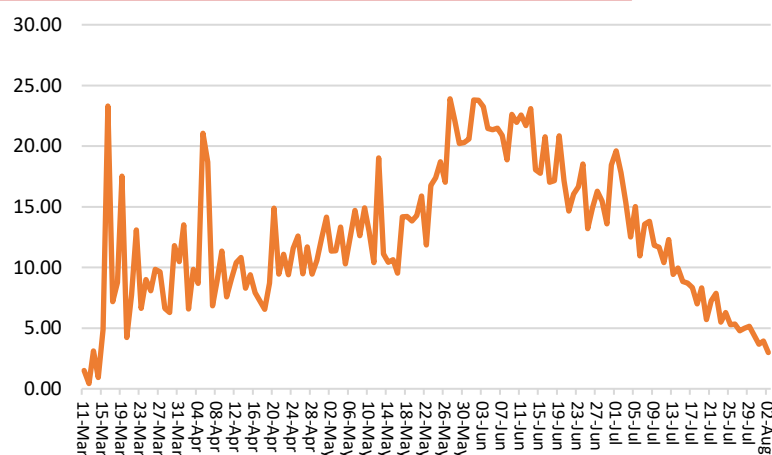


Meeting & Coordination

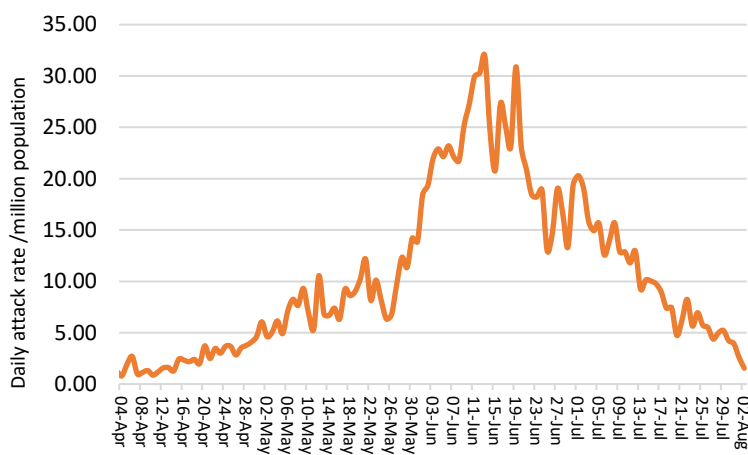
The WHO Provincial Head of Officer Sindh, Dr Sara Salman, handed over Four thousand Viral Transport Media (VTM) to the Director General Health Services (DGHS) Sindh, Dr Irshad Memon on 21st July 2020. The supplies are part of WHO commitment to enhance surveillance and confirmation of COVID-19 cases

The DGHS Sindh, Dr Irshad expressed his gratitude to WHO Pakistan for their continued support to Pakistan in combating COVID-19 Pandemic.

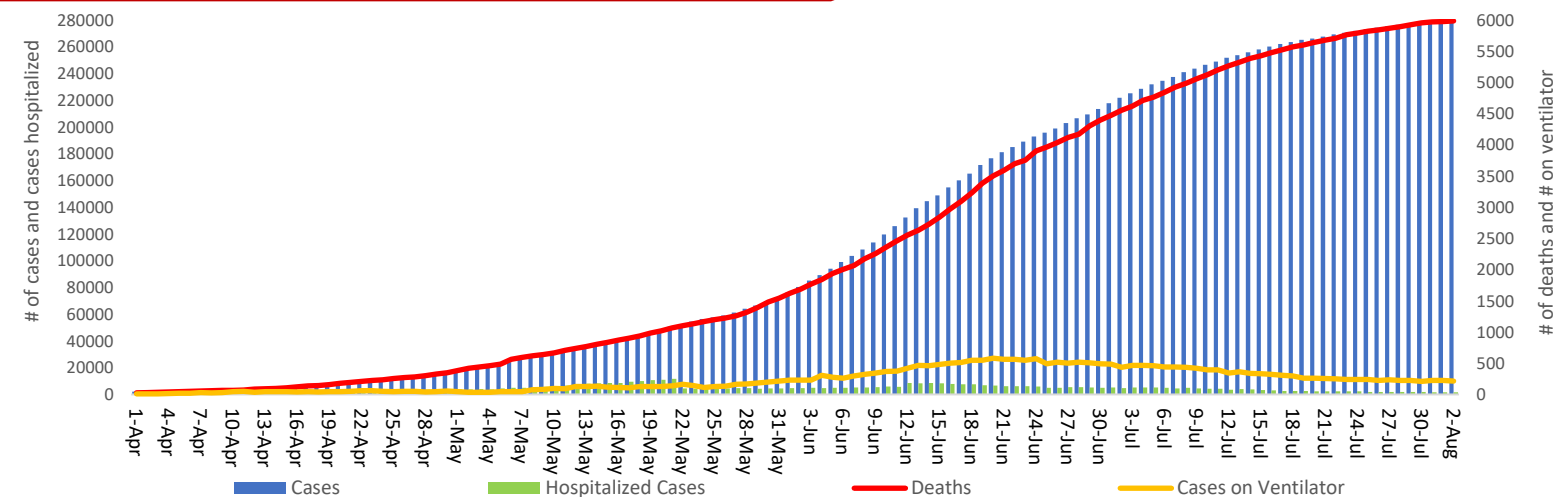
Daily Positivity rate in Pakistan



Daily Attack rate/million population



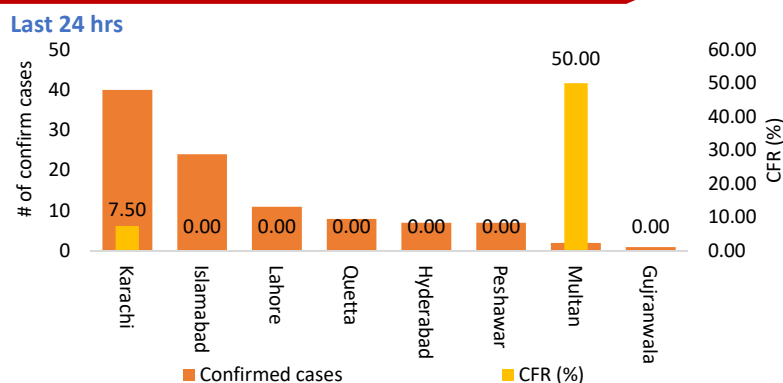
Trends of COVID-19 cases, hospitalized, on ventilator & Deaths



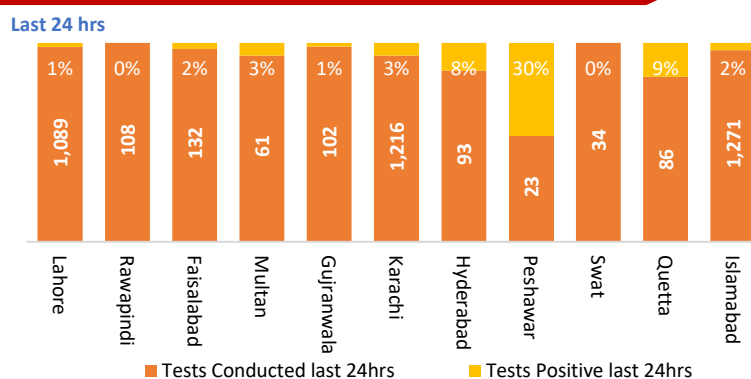
Summary table (Cumulative) as of 3rd August 2020

Lab Status		Hospitalized			Home or elsewhere Isolation	Recovered	Deaths
Tested	Positive	Stable	On oxygen	On Vent.			
2,021,196	280,029	557	825	213	23,577	248,873	5,984

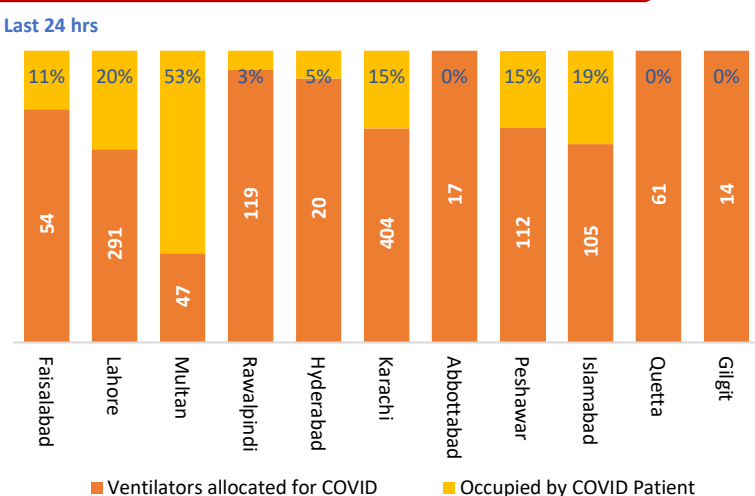
COVID-19 confirmed cases & CFR (%) by districts



COVID-19 Positivity rates in major cities/districts



Occupied COVID ventilators in major cities/districts



Summary table for major cities/districts

Districts	Hospitalized				Home or elsewhere Isolation
	Stable	On low flow oxygen	On High flow oxygen	On Vent.	
Lahore	39	50	107	59	2,425
Rawalpindi	30	23	06	04	380
Faisalabad	15	02	18	06	322
Multan	03	05	00	25	402
Gujranwala	85	00	27	01	180
Karachi	76	82	199	62	3,104
Hyderabad	08	05	13	01	255
Peshawar	05	09	55	17	1,794
Swat	01	04	06	01	240
Quetta	00	00	06	00	557
Islamabad	03	17	04	20	2,189

Summary table by province as of 3rd August 2020 (09:00 AM)

Provinces	Lab Status		Hospitalized				Home or elsewhere Isolation	Recovered	Deaths
	Tested	Positive	Stable	On low flow Oxygen	On High flow Oxygen	On Vent.			
AJK	27,269	2,093	19	07	00	00	370	1,643	54
Balochistan	61,538	11,774	00	00	06	00	1,443	10,189	136
GB	16,129	2,180	70	19	01	00	256	1,779	55
Islamabad	191,516	15,076	03	17	04	20	2,189	12,678	165
KP	212,507	34,223	10	32	77	18	3,869	29,015	1,202
Punjab	739,253	93,197	358	175	183	111	7,659	82,563	2,148
Sindh	772,984	121,486	97	90	214	64	7,791	111,006	2,224

Source: Ministry of national health Services, regulations and coordination, National emergency operation center

Contact Details

Dr Palitha Mahipala
WHO Representative
WHO Country Office
Islamabad – Pakistan
Tel: +92 51 9255183
ail: mahipalap@who.int

Dr Michael Lukwiya
Incident Manager
WHO Country Office
Islamabad - Pakistan
Tel: +92 51 9255184
Email: lukwiyam@who.int